

# EMPOWER

Monthly Factsheet | June 2023

(Data as on 31<sup>st</sup> May 2023)

**ASPIRE, INVEST AND AIM TO  
FULFILL YOUR DREAMS WITH**

**MUTUAL  
FUNDS**  
Sahi Hai

**ADITYA BIRLA SUN LIFE  
SAMPORNA SIP**



For more details, refer to page no.09.

**Aditya Birla Sun Life  
Mutual Fund**



**ADITYA BIRLA  
CAPITAL**

Mutual Fund investments are subject to market risks, read all scheme related documents carefully.

<b>Foreword by Mr. Bhavdeep Bhatt</b>	<b>04</b>	Aditya Birla Sun Life Retirement Fund - The 40s Plan	55
<b>Equity Outlook by Mr. Dhaval Shah</b>	<b>05</b>	Aditya Birla Sun Life Retirement Fund - The 50s Plan	57
<b>Debt Outlook by Mr. Mohit Sharma</b>	<b>06</b>	Aditya Birla Sun Life PSU Equity Fund	59
Tax Reckoner	07	Aditya Birla Sun Life Special Opportunities Fund	61
Salient features of ABSL Sampurna SIP	09	Aditya Birla Sun Life ESG Fund	63
<b>Equity Funds</b>		Aditya Birla Sun Life Business Cycle Fund	65
<b>Aditya Birla Sun Life Frontline Equity Fund</b>	<b>14</b>	Aditya Birla Sun Life ELSS Tax Relief '96	67
Aditya Birla Sun Life Focused Equity Fund	16	<b>Hybrid Funds</b>	
<b>Aditya Birla Sun Life Flexi Cap Fund</b>	<b>18</b>	Aditya Birla Sun Life Arbitrage Fund	69
Aditya Birla Sun Life Equity Advantage Fund	20	<b>Aditya Birla Sun Life Equity Hybrid '95 Fund</b>	<b>72</b>
Aditya Birla Sun Life MNC Fund	22	Aditya Birla Sun Life Equity Savings Fund	75
Aditya Birla Sun Life Midcap Fund	24	Aditya Birla Sun Life Regular Savings Fund	77
Aditya Birla Sun Life Multi-Cap Fund	26	Aditya Birla Sun Life Multi Asset Allocation Fund	79
Aditya Birla Sun Life Small Cap Fund	28	<b>Aditya Birla Sun Life Balanced Advantage Fund</b>	<b>81</b>
Aditya Birla Sun Life Pure Value Fund	30	<b>Debt Funds</b>	
Aditya Birla Sun Life Manufacturing Equity Fund	32	<b>Maturity Ladder For Debt Funds</b>	<b>84</b>
Aditya Birla Sun Life Banking and Financial Services Fund	34	Aditya Birla Sun Life Overnight Fund	85
Aditya Birla Sun Life Dividend Yield Fund	36	Aditya Birla Sun Life Liquid Fund	86
Aditya Birla Sun Life Infrastructure Fund	38	Aditya Birla Sun Life Money Manager Fund	88
<b>Aditya Birla Sun Life Digital India Fund</b>	<b>40</b>	<b>Aditya Birla Sun Life Low Duration Fund</b>	<b>90</b>
Aditya Birla Sun Life India GenNext Fund	42	Aditya Birla Sun Life Savings Fund	92
Aditya Birla Sun Life International Equity Fund - Plan A	44	Aditya Birla Sun Life Floating Rate Fund	94
Aditya Birla Sun Life International Equity Fund - Plan B	46	<b>Aditya Birla Sun Life Corporate Bond Fund</b>	<b>97</b>
Aditya Birla Sun Life Commodity Equities Fund - Global Agri Plan	48	Aditya Birla Sun Life Short Term Fund	100
Aditya Birla Sun Life Pharma & Healthcare Fund	49	Aditya Birla Sun Life Banking & PSU Debt Fund	102
Aditya Birla Sun Life Bal Bhavishya Yojna	51	Aditya Birla Sun Life Medium Term Plan	105
Aditya Birla Sun Life Retirement Fund - The 30s Plan	53	<b>Aditya Birla Sun Life Credit Risk Fund</b>	<b>107</b>

Micro SIP available @ ₹ 100 per month

Aditya Birla Sun Life Dynamic Bond Fund	109	Aditya Birla Sun Life S&P BSE Sensex ETF	146
Aditya Birla Sun Life Income Fund	111	Aditya Birla Sun Life Nifty Next 50 ETF	148
Aditya Birla Sun Life Government Securities Fund	113	Aditya Birla Sun Life Nifty Bank ETF	150
Aditya Birla Sun Life Retirement Fund - The 50s Plus Debt Plan	114	Aditya Birla Sun Life Nifty Healthcare ETF	151
<b>Aditya Birla Sun Life Long Duration Fund</b>	115	Aditya Birla Sun Life Nifty IT ETF	152
<b>Passive Debt Index Funds</b>		Aditya Birla Sun Life Gold ETF	153
Aditya Birla Sun Life CRISIL IBX AAA - Jun 2023 Index Fund	116	Aditya Birla Sun Life Silver ETF	154
Aditya Birla Sun Life CRISIL IBX 60:40 SDL + AAA PSU - Apr 2025 Index Fund	118	Aditya Birla Sun Life Nifty 200 Momentum 30 ETF	155
Aditya Birla Sun Life NIFTY SDL Plus PSU Bond Sep 2026 60:40 Index Fund	119	Aditya Birla Sun Life Nifty 200 Quality 30 ETF	156
Aditya Birla Sun Life Nifty SDL Apr 2027 Index Fund	121	Aditya Birla Sun Life CRISIL Liquid Overnight ETF	157
Aditya Birla Sun Life CRISIL IBX 60:40 SDL + AAA PSU - Apr 2027 Index Fund	123	<b>Passive Fund of Funds</b>	
Aditya Birla Sun Life Nifty SDL Sep 2025 Index Fund	125	Aditya Birla Sun Life Asset Allocator FoF	158
Aditya Birla Sun Life CRISIL IBX Gilt - April 2026 Index Fund	126	<b>Aditya Birla Sun Life Financial Planning FOF-Aggressive Plan</b>	159
Aditya Birla Sun Life CRISIL IBX 50:50 Gilt Plus SDL Apr 2028 Index Fund	127	<b>Aditya Birla Sun Life Financial Planning FOF - Moderate Plan</b>	160
Aditya Birla Sun Life CRISIL IBX Gilt Apr 2029 Index Fund	128	<b>Aditya Birla Sun Life Financial Planning FOF - Conservative Plan</b>	161
Aditya Birla Sun Life CRISIL IBX AAA Mar 2024 Index Fund	129	<b>Aditya Birla Sun Life Active Debt Multi Manager FoF Scheme</b>	162
Aditya Birla Sun Life Nifty SDL Sep 2027 Index Fund	130	<b>Aditya Birla Sun Life NASDAQ 100 FOF</b>	163
Aditya Birla Sun Life CRISIL IBX Gilt Apr 2028 Index Fund	131	<b>Aditya Birla Sun Life Global Excellence Equity Fund of Fund</b>	164
Aditya Birla Sun Life CRISIL IBX SDL Jun 2032 Index Fund	132	<b>Aditya Birla Sun Life Global Emerging Opportunities Fund</b>	165
Aditya Birla Sun Life CRISIL IBX 60:40 SDL + AAA PSU Apr 2026 Index Fund	133	<b>Aditya Birla Sun Life Gold Fund</b>	166
<b>Passive Equity Index Funds</b>		<b>Aditya Birla Sun Life Silver ETF Fund of Fund</b>	167
<b>Aditya Birla Sun Life Nifty 50 Index Fund</b>	134	<b>Aditya Birla Sun Life Multi - Index Fund Of Funds</b>	168
<b>Aditya Birla Sun Life Nifty 50 Equal Weight Index Fund</b>	136	<b>Fund Manager Wise Scheme Details</b>	169
<b>Aditya Birla Sun Life Nifty Next 50 Index Fund</b>	138	<b>Funds at a Glance</b>	171
<b>Aditya Birla Sun Life Nifty Midcap 150 Index Fund</b>	140	<b>Dividend History</b>	176
<b>Aditya Birla Sun Life Nifty Smallcap 50 Index Fund</b>	142	<b>Product Labeling Disclosures &amp; Potential Risk Class</b>	179
<b>Passive ETFs</b>		<b>Glossary Page</b>	189
Aditya Birla Sun Life Nifty 50 ETF	144		

Micro SIP available @ ₹ 100 per month

# Foreword

JUNE 2023

**Bhavdeep Bhatt**  
Head - Retail Sales  
Aditya Birla Sun Life AMC Limited



## Dear Investors,

After starting off on a weak wicket, market has progressed and built up quite well... like the last over of the final of IPL 2023!

Growth of our economy looks strong with Q4FY23 GDP at 6.1%, beating the most ambitious estimates, and an unprecedented GST collection at 1.9 lac cr. in May 23. With the robustness of financial sector and corporate India, we remain firmly constructive on growth and equity-return prospects of India over the next 10 years. In fact, given the high and growing formalisation of economy, strong macro, peaking interest rates, improving micro, multi-year low volatility, high & growing retail participation (with monthly SIP order book of over 14000 cr.), economic and market outlooks appears quite encouraging.

The asset management industry in India is evolving with rapid changes, with acceleration in demand growth in passive products and private market product platforms like AIF and PMS. We at Aditya Birla Sun Life AMC have also experienced a significant growth with our passive asset size crossing 25000 cr as on 31st March 2023. from under 1000 cr. just two years back. Also, we recently concluded our Aditya Birla Sun Life Services Equity AIF (Close ended Cat II AIF) with a mobilisation of c.900 cr. from over 770 HNIs, and are set to launch our first Gift City Global offering - Aditya Birla Sun Life Global Emerging Market Equity Fund (IFSC) - Close Ended Cat II Global FoF AIF. With growing population of High Networth Individuals in India and innovative niche product offers, we believe that this space of passives and private market products is going to continue growing at a rapid pace.

In Mutual Funds space, SIPs have arguably become a household name among almost all tax payers. While there is a greater number of people who are participating in equity MFs through SIPs, the power of compounding is experienced by a very few investors in reality. As per a study, the average of 2 year SIP return in an Income Fund and in a Diversified equity Fund is similar. But 5 year and 10 year average SIP return differential is ^9% and ^8% respectively! You would be surprised to know that ^^~20% investors stop their SIPs between 2 year and 5 years and ^^~13% investors stop their SIPs between 5 year and 10 year, thereby missing to realise the real potential of compounding. Fundamentally it happens because such SIP decisions are often market driven, rather than needs driven.

It is in this context, we have launched a new initiative, Sampoorna SIP. This facility is a combination of SIP and SWP (Systematic Withdrawal Plan) a Sampoorna systematic solution for each investor's unique investment needs. You can decide to commit SIP amount and period basis your accumulation needs, transfer the funds to any other scheme of their choice at the end of accumulation phase and withdraw the amount as per your requirement during the distribution phase. One can tailor a complete financial plan for oneself with this solution. Please reach out to your distributor or advisor or us for more details.

Investors are requested to read all the terms and conditions of Sampoorna SIP mentioned in the Sampoorna SIP application form available on the website [www.mutualfund.adityabirlacapital.com](http://www.mutualfund.adityabirlacapital.com) to have a better and complete understanding of the facility

Finally given our market view of Value > Growth and Narrow Market breadth > Broad based market, currently we recommend to our investors following four equity / hybrid funds:

- 1. Aditya Birla Sun Life Multi Asset Allocation Fund:** An open ended scheme investing in Equity, Debt and commodities. Ideal solution for investors seeking a One Stop Solution.
- 2. Aditya Birla Sun Life Balanced Advantage Fund:** In this equity oriented Fund, we dynamically manage net equity allocation between 20% and 80% of the portfolio value, basis a scientific asset allocation model. In 3, 5 and 10 year period, this Fund has delivered ^16.63%, ^9.35% and ^10.96% CAGR respectively. On an average, it has kept the net equity exposure of ^^51.17% and managed to give ^^91% of Nifty return.
- 3. Aditya Birla Sun Life Multi Cap Fund:** A diversified fund that is mandated to invest minimum 25% each in large cap, mid cap and small cap category of companies, and the remaining 25% can be invested in any of the above market cap segment. This Fund beautifully blends discipline and dynamism for portfolio construction. Currently we have ^^21.63% between small and midcap and ^^44.96% in large cap companies. Given the outlook of a broad based market movement, this diversified fund can be considered for long term investing.
- 4. Aditya Birla Sun Life Small Cap Fund:** Small Cap Index is currently trading at a level which was at the level of Dec 2017 peak. With interest rates having peaked out and positive economic growth environment, we believe that investing in this segment could be rewarding with a long term investment horizon.

At an aggregate level, we are beginning to see recovery across most of equity and hybrid fund categories like Value fund, Thematic Funds based on PSU, Technology, Infrastructure, Banking and Financial Services, and Dividend Yield, Balanced Advantage Fund, Muti Asset Allocation Fund, Large cap Fund, Multi Cap Fund, Small Cap Fund and Mid Cap Fund, etc.

Keep investing and stay invested after all, investing is all about the future.

Wish you happy investing.

Source:

^MFIE report as on 31st May'23

^^Aditya Birla Sun Life AMC Internal sources as on 31st May'23

For Product labelling of the schemes mentioned in the article refer to page no- 179 For Performance Disclosure of the schemes mentioned in the article refer to page no- 27,29,80,82.

**Mutual Fund investments are subject to market risks, read all scheme related documents carefully.**



# Equity Outlook

JUNE 2023

**Dhaval Shah**  
Senior Analyst & Fund Manager  
Aditya Birla Sun Life AMC Limited



Last month, Indian equity markets recouped entire year-to-date underperformance to emerging markets. India outperformed other emerging markets by close to 5% in May and is now in line with other EM vs 10% year-to-date underperformance till March 2023. Macro concerns of sticky core inflation and hard landing in US have given way with central bank altering forward guidance which enables a pause. Goods prices have come off but services inflation seems to show a gradual progress which is constraining rate cut commentary. Over the last 2 months, markets broadly cheered resolution of regional bank crisis which had a potential to snowball into a deep recession and recent deal to raise US debt ceiling with modest spending cuts. European region has also done marked better over the last 2 quarters defying recession bets. Reversal of energy prices is supporting sentiment and production. China recovery is below par but markets are expecting further policy support here. We assess global macro concerns have abated meaningfully over the last few months and focus in on broadening economic recovery in India.

GDP data for Q4FY23 at 6.1% YoY surprised positively. QoQ growth momentum at 8.4% is the strongest 4Q print in the past 10 years. On the production side, growth surprise is largely driven by construction and agriculture. It is imperative to note that on the expenditure side, growth is driven by gross capital formation and net exports, private final consumption expenditure is weak and may require some pump priming. High frequency indicators like PMI, capacity utilization, non-food credit growth point to improving growth hypothesis and broadening of the economy. Further, CPI inflation slowed down to 4.7% and indicates we are at the peak of interest rate cycle. This should bode well for interest rate sensitive sector like NBFC, Real Estate and Autos.

Quarterly results from India Inc is shade better than street expectations and commentary is that of cautious optimism as costs deflation would aid margin recovery in the coming quarters and corporates hope for demand revival especially from lower strata of the economy. One trend which stood out is the wedge between domestic and export oriented sectors widened further in Q4FY23. In the quarter, exporters – Software, Pharma and Chemicals – saw meaningful earnings cut largely due to subdued outlook whereas domestic sectors like real estate, auto and industrials posted strong topline along with healthy order inflows. We assess markets would continue to broad base in the coming months as small and mid-caps typically have high operating leverage and tend to perform well as economy gains momentum. Would encourage investors to follow a disciplined asset allocation approach to reap benefits of consistent returns over long term.

Disclaimer- The sector(s)/stock(s)/issuer(s) mentioned in this presentation do not constitute any research report/recommendation of the same and the Fund may or may not have any future position in these sectors)/stock(s)/issuers).

Source : ABSLAMC Research

## Our Recommendations

Market Cap Specific	Hybrid Solutions	Thematic & Sectoral Solutions	Diversified across Market Cap
Aditya Birla Sun Life Small Cap Fund	Aditya Birla Sun Life Balanced Advantage Fund	Aditya Birla Sun Life India GenNext Fund	Aditya Birla Sun Life Multi-Cap Fund
Aditya Birla Sun Life Mid Cap Fund	Aditya Birla Sun Life Multi Asset Allocation Fund	Aditya Birla Sun Life Banking and Financial Services Fund	Aditya Birla Sun Life Flexi Cap Fund
Aditya Birla Sun Life Frontline Equity Fund			

None of the aforesaid recommendations are based on any assumptions. These are purely for reference and the investor are requested to consult their financial advisors before investing.

# Debt Outlook

JUNE 2023

**Mohit Sharma**  
Senior Fund Manager  
Aditya Birla Sun Life AMC Limited



## Global Macro

Global growth is decelerating from the higher levels but remains steady. Strong labour market, high wage growth and excess savings are keeping the consumer spending elevated. Purchasing Managers Index are showing sectoral divergence with Manufacturing PMI showing weakness while Services PMI remains strong.

Headline inflation has come down and base effect has helped. But the core inflation has remained sticky and hasn't seen much deceleration in last few months. Goods prices have come down, but the services inflation has remained sticky.

Central banks are worried about the risk of inflation becoming entrenched at these levels. They would want to ensure that a constant progress is being made in bringing their favoured measure of inflation downward. Any signs of this not happening would make them more hawkish. Recently we have seen two large Central Banks Reserve Bank of Australia & Bank of Ceylon resuming their hiking cycle, after a brief pause, citing sticky inflation.

Central Banks were slightly late in starting the hiking cycle and they got a lot of stick for that. Looks like, they want to avoid any chance of erring on the same side again by being too dovish too early. If at all, Central banks would like to err on the side of being more hawkish at the margin. The bar for rate cuts is very high. We think rate cuts would be a story of 2024, only a significant deterioration in growth could lead to cuts in 2023.

## Indian Macro

High frequency indicators suggest that a robust economic recovery is underway. PMIs are coming at near record highs, credit growth continues to remain high, services exports are doing well, GST numbers are strong and capacity utilization is inching up. Recent GDP data also surprised on the higher side mainly driven by capital formation and exports. However, consumption expenditure remains weak. We are positive on growth outlook and expect FY24 GDP in 6.25-6.50% range. The risk to growth could come from weak global growth or surge in commodity prices.

CPI has moderated to 4.25% mainly due to base effect and downward surprise in food inflation. Core remained sticky at high levels for long but is now showing signs of moderating. We expect FY24 CPI to average around 5%. The risk to inflation could come from disruptive El Nino causing surge in food inflation or surge in commodity prices.

On the external front, trade deficits have narrowed significantly, averaging \$16.6 Bn in the first four months of CY2023 vis a vis \$24.9 Bn deficit in the last four months of CY2022. Services exports are also strong and are tracking about \$ 155 Bn annual run rate. Due to these factors, our FY24 estimate of CAD is a comfortable 1%.

Overall, growth is good, Inflation is moderating, cash available for distribution is comfortable, Supply side reforms are being executed and Balance Sheets of corporates & lenders are healthy. We are doing reasonably well in terms of Macro Stability.

## RBI Policy and Market Outlook

The MPC kept policy rates and stance unchanged in the June Monetary Policy. The commentary in the governor's statement and post policy press conference was on somewhat hawkish side, with RBI expressing confidence on strength of growth, and repeatedly referring to importance of inflation aligning with the 4% target and not being satisfied with inflation merely coming within the 2-6% zone.

We are constructive on growth outlook and believe that the rate cuts will be delayed. We do not expect any rate cuts in FY24. Evidence of slowing growth and further moderation in core inflation will be needed before RBI pivots toward easing.

We like the short end of the yield curve which allows us to earn healthy accruals without taking significant duration risk. We find the long end rich with the large supply overhang meeting a narrow term premium. We advocate investors having a 3 – 12 months investment horizon to match their investments with the duration of the fund and consider investing in our ultra short duration fund, low duration fund or Floater fund category. Investors having a horizon of 12 months+ can look at investing actively managed funds and can consider our Corporate Bond Fund, Short Duration Fund, or Banking & PSU fund category. Long term debt investors having an investment horizon of 3 years+ can look at our dynamic bond fund or our target maturity debt funds category.

Sources: Reserve Bank of India, World Bank, International Monetary Fund, Bloomberg, CEIC

Date of data: 12th June 2023

## Our Recommendations

Approach	Fund	Investment horizon
Very Short Duration	Aditya Birla Sun Life Liquid Fund	7 days -1 month
Very Short to Short Duration	Aditya Birla Sun Life Savings Fund	1 month -6 months
Short Duration	Aditya Birla Sun Life Low Duration Fund	6-12 months
Accrual Strategy with High Quality Credit	Aditya Birla Sun Life Corporate Bond Fund	1-3 years
Active Management	Aditya Birla Sun Life Dynamic Bond Fund	Above 3 years
Accrual Strategy with High Yielding Credit	Aditya Birla Sun Life Medium Term Plan	Above 3 years

None of the aforesaid recommendations are based on any assumptions. These are purely for reference and the investor are requested to consult their financial advisors before investing.

**Mutual Fund investments are subject to market risks, read all scheme related documents carefully.**



## Tax Reckoner 2023-24

### Snapshot of Tax rates specific to Mutual Funds

Tax rates applicable for the Financial Year 2023-24.

Income Tax implications on income in respect of units of Mutual Funds

Sr. No.	Investor type	Withholding tax rate
1.	Resident###	10%*
2.	NRI	20%**

\* As per section 194K, tax is not deductible if dividend income in respect of units of MF is below ₹ 5000/- in a financial year.

\*\* The base tax is to be further increased by surcharge# at the rate of:

- 37% on base tax where income or aggregate of such income exceeds ₹ 5 crore;
- 25% where income or aggregate of such income exceeds ₹ 2 crore but does not exceed ₹ 5 crore;
- 15% where income or aggregate of such income exceeds ₹ 1 crore but does not exceed ₹ 2 crore; and d 10% where income or aggregate of such income exceeds ₹ 50 lakhs but does not exceed ₹ 1 crore

Further, 'Health and Education Cess' is to be levied at 4% on aggregate of base tax and surcharge.

# Finance Act, 2020 has capped maximum surcharge at 15% w.r.t. WHT on dividends paid to non-resident non-corporate investors (namely individual, HUF, AOP, BOI, artificial judicial person etc.)

### As per section 139AA of the Income tax Act, 1961 ("the Act") read with rule 114AAA of Income Tax Rules, 1962, in case of a resident person, whose PAN becomes inoperative due to PAN-Aadhaar non linking on or before 31st March 2022, it shall be deemed that he has not furnished the PAN and tax could be withheld at a higher rate of 20% basis section 206AA of the Act.

## Capital Gains Taxation

Capital gains nature	Percentage Exposure of scheme to equity shares of domestic company is:		
	Greater than 65% (Equity oriented Fund)	Less than or equal to 35% (Specified Mutual Fund as per section 50AA)	Between 35% and 65% (Other than equity-oriented Fund and Specified Mutual Fund)
Short-term capital gains rate	15% without indexation	Ordinary tax rate*	Ordinary tax rate*
Long-term capital gains rate	10%** without indexation		Resident- 20% with indexation NRI*: -20% with indexation (for listed) -10% without indexation (for unlisted)

Tax rates mentioned above are exclusive of surcharge and health education cess.

Surcharge for Domestic Companies.			Surcharge Applicable in case of Individual/HUF/AOP/BOI/Artificial judicial person:		
Sr. No.	Total Income	Applicable surcharge rate (For Corporate)	Sr. No.	Particulars	Applicable surcharge rate (For Individual/HUFs)
1.	Between ₹ 1 crore to ₹ 10 Crores	7%	1.	Total income upto ₹ 50 lakhs	No Surcharge
2.	Above ₹ 10 Crores	12%	2.	Total income between ₹ 50 lakhs to ₹ 1 crore	10%
3.	Corporates opting for lower tax rates of 22% (115BAA) 15%(115BAB)	10%	3.	Total income between ₹ 1 crore to ₹ 2 crores	15%
			4.	Specified income between ₹ 2 crores to ₹ 5 Crores	25%
			5.	Specified income above ₹ 5 Crores	37%/ 25%*

Specified income- Total income excluding income by way of dividend or income under provisions of section 111A, section 112 and 112A of the Income Tax Act, 1961 ("the Act")  
\* Surcharge is limited to 25% for individuals/HUFs opting for New regime.

\* Ordinary tax rates:

Individual/HUF- Progressive slab rates

Domestic company- 30%/25%/22%/15%\*\*\*\*

# Short-term/long-term capital gain tax (along with applicable surcharge and education cess) will be deducted at the time of redemption of units in case of NRI investors only.

^ Assuming the investor falls into highest tax bracket.

^^ If total turnover or gross receipts during the financial year 2020-21 does not exceed ₹ 400 crores.

### Tax at 10% (without indexation) will be charged on capital gain exceeding ₹ 1 lakh provided that transfer of such units is subject to STT.

^^^ This lower rate is optional and subject to fulfillment of certain conditions as provided in section 115BAA.

\*\*\*\* This lower rate is optional for companies engaged in manufacturing business (set-up and registered on or after 1st October 2019) subject to fulfillment of certain conditions as provided in section 115BAB.

Further, the domestic companies are subject to minimum alternate tax (except those who opt for lower rate of tax of 22%/15%) not specified in above tax rates.

Transfer of units upon consolidation of mutual fund schemes of two or more schemes of equity oriented fund or two or more schemes of a fund other than equity oriented fund in accordance with SEBI (Mutual Funds) Regulations, 1996 is not chargeable to tax on capital gains.

Transfer of units upon consolidation of plans within mutual fund schemes in accordance with SEBI (Mutual Funds) Regulations, 1996 is not chargeable to tax on capital gains.

**Bonus Stripping:** The loss due to sale of original units in the schemes, where bonus units are issued, will not be available for set off, if original units are: (A) bought within three months prior to the record date fixed for allotment of bonus units; and (B) sold within nine months after the record date fixed for allotment of bonus units. However, the amount of loss so ignored shall be deemed to be the cost of purchase or acquisition of such unsold bonus units.

Tax to be deducted at twice the applicable rate in case of payments to specified person (except non-resident not having permanent establishment in India) who has not furnished the return of income for the assessment year relevant to previous year immediately preceding the financial year in which tax is required to be deducted, for which time limit for filing return has expired and the aggregate of tax deducted at source in his case is ₹ 50,000 or more in the said previous year. Further, if provisions of section 206AA are also applicable then tax to be deducted at higher of the two rates provided i.e. rate as per section 206AB or section 206AA.

### 1 Individual income tax rate slabs

For Individuals, Hindu Undivided Family, Association of Persons, Body of Individuals and Artificial juridical persons

#### Option 1 (New regime)

For individuals and HUFs<sup>(a)</sup>

Total Income	Tax Rates
Upto ₹3,00,000	Nil
₹3,00,001 to ₹6,00,000	5%
₹6,00,001 to ₹9,00,000	10%
₹9,00,001 to ₹12,00,000	15%
₹12,00,001 to ₹15,00,000	20%
From ₹15,00,001 and above	30%

- (a) In case of Option 1, most of deductions/exemptions such as sections 80C/80D etc. are to be forgone. The aforesaid tax regime is optional.  
 (b) The aforesaid tax regime is default option unless opted out. The assessee who do not wishes to be assessed under option 1 would have to opt out in the manner as may be prescribed.  
 (c) Surcharge is applicable as follows:

Sr. No.	Particulars	Applicable surcharge rate
1.	Total income upto ₹ 50 lakhs	No Surcharge
2.	Total income between ₹ 50 lakhs to ₹ 1 crore	10%
3.	Total income between ₹ 1 crore to ₹ 2 Crores	15%
4.	Specified income above ₹ 2 crores	25%

- (d) Individuals having total income upto ₹ 7,00,000 can avail rebate of lower of actual tax liability or ₹ 25,000

#### Option 2 (Old regime)

Total Income	Tax Rates
Up to ₹ 250,000 <sup>(a)(b)</sup>	NIL
₹ 250,001 to ₹ 500,000 <sup>(d)(e)</sup>	5%
₹ 500,001 to ₹ 1,00,00,000 <sup>(d)</sup>	20%
₹ 1,00,00,001 and above <sup>(d)(g)</sup>	30%

- (e) In the case of a resident individual of the age of 60 years or above but below 80 years, the basic exemption limit is ₹ 300,000.  
 (f) In case of a resident individual of age of 80 years or above, the basic exemption limit is ₹ 500,000.  
 (g) Surcharge Applicable in case of Individual/HUF/AOP/BOI/Artificial juridical person:

Sr. No.	Particulars	Applicable surcharge rate
1.	Total income upto ₹ 50 lakhs	No Surcharge
2.	Total income between ₹ 50 lakhs to ₹ 1 crore	10%
3.	Total income between ₹ 1 crore to ₹ 2 Crores	15%
4.	Specified income between ₹ 2 crores to ₹ 5 Crores	25%
5.	Specified income above ₹ 5 Crores	37%

- (h) The said Health and Education Cess at 4% will apply on aggregate tax and surcharge.  
 (i) Individuals having total income upto ₹ 5,00,000 can avail rebate of lower of actual tax liability or ₹ 12,500

Specified income - Total income excluding income by way of dividend or income under provisions of section 111A and 112A of the Act.  
 Individuals/HUFs have the option to be taxed under either of the options. Option 2 once exercised can be changed in subsequent years (not applicable for business income).

### 2 Securities Transaction Tax (STT)

STT is levied on the value of taxable securities transactions as under.

Transaction	Rates	Payable By
Purchase/Sale of equity shares	0.1%	Purchaser/Seller
Purchase of units of equity oriented mutual fund	Nil	Purchaser
Sale of units of equity oriented mutual fund	0.001%	Seller
Sale of equity shares, units of equity oriented mutual fund (non-delivery based)	0.025%	Seller
Sale of an option in securities	0.0625%	Seller
Sale of an option in securities, where option is exercised	0.125%	Purchaser
Sale of a future in securities	0.0125%	Seller
Sale of unit of an equity oriented fund to the Mutual Fund	0.001%	Seller
Sale of unlisted equity shares and units of business trust under an initial offer	0.2%	Seller

### 5 Personal income tax scenarios (Amount in Rupees)

Resident Individual	Total income								
	2,50,000	5,00,000	7,00,000	10,00,000	12,00,000	15,00,000	1,00,00,000	5,00,00,000	7,50,00,000
Tax in FY 2022-23 (Old Regime)*	Nil***	Nil***	23,400	85,800	1,32,600	2,26,200	31,66,020	1,91,97,750	3,17,26,734
Tax in FY 2022-23 (New Regime)**	Nil***	Nil***	Nil***	62,400	93,600	1,56,000	30,88,800	1,91,10,000	2,88,60,000
Additional Tax burden/(savings) in option 2	-	-	-23,400	-23,400	-39,000	-70,200	-77,220	-10,750	-28,66,734
Additional Tax burden/(savings) (%) in New Regime	-	-	-100.00%	-27.27%	-29.41%	-31.03%	-2.44%	-0.46%	-9.04%
Resident Senior citizen (aged above 60 years but below 80 years)	Total income								
	2,50,000	5,00,000	7,00,000	10,00,000	12,00,000	15,00,000	1,00,00,000	5,00,00,000	7,50,00,000
Tax in FY 2022-23 (Old Regime)*	Nil***	Nil***	20,800	83,200	1,30,000	2,23,600	31,63,160	1,91,94,500	3,17,23,172
Tax in FY 2022-23 (New Regime)**	Nil***	Nil***	Nil***	62,400	93,600	1,56,000	30,88,800	1,91,10,000	2,88,60,000
Additional Tax burden/(savings) in option 2	-	-	-20,800	-20,800	-36,400	-67,600	-74,360	-84,500	-28,63,172
Additional Tax burden/(savings) (%) in New Regime	-	-	-100.00%	-25.00%	-28.00%	-30.23%	-2.35%	-0.44%	-9.03%
Resident very Senior citizens (aged above 80 years)	Total income								
	2,50,000	5,00,000	7,00,000	10,00,000	12,00,000	15,00,000	1,00,00,000	5,00,00,000	7,50,00,000
Tax in FY 2022-23 (Old Regime)*	Nil***	Nil***	10,400	72,800	1,19,600	2,13,200	31,51,720	1,91,81,500	3,17,08,924
Tax in FY 2022-23 (New Regime)**	Nil***	Nil***	Nil***	62,400	93,600	1,56,000	30,88,800	1,91,10,000	2,88,60,000
Additional Tax burden/(savings) in option 2	-	-	-10,400	-10,400	-26,000	-57,200	-62,920	-71,500	-28,48,924
Additional Tax burden/(savings) (%) in New Regime	-	-	-100.00%	-14.29%	-21.74%	-26.83%	-2.00%	-0.37%	-8.98%

\* For the purpose of calculation of tax under option 1, ad hoc deduction of ₹ 1,50,000/- has been claimed. The said ad hoc deduction is only illustrative in nature. Tax liability will vary basis actual facts and figures. \*\* No exemption/deduction has been considered for computing tax liability under option 2. \*\*\* Nil on account of rebate of u/s 87A.

The tax rates mentioned above are those provided in the Income Tax Act, 1961 and amended as per Finance Bill, 2023, applicable for the FY 2023-24 relevant to AY 2024-25. In the event of any change, we do not assume any responsibility to update the tax rates consequent to such changes. The tax rates mentioned above may not be exhaustive rates applicable to all types of assesses / taxpayers. The information contained herein is neither a complete disclosure of every material fact of Income Tax Act, 1961, nor does constitute tax or legal advice.

**Disclaimer:** The tax rates mentioned above are only intended to provide general information and are neither designed nor intended to be a substitute for professional tax advice. Applicability of the tax rates would depend upon nature of the transaction, the tax consequences thereon and the tax laws in force at the relevant point in time. Therefore, users are advised that before making any decision or taking any action that might affect their finances or business, they should take professional advice. A non-resident tax payer has an option to be governed by the provisions of the Income Tax Act, 1961 or the provisions of the relevant DTAA, whichever is more beneficial. As per the provisions of the Income Tax Act, 1961, submission of tax residency certificate ("TRC") along with Form No. 10F will be necessary for granting DTAA benefits to non-residents. A taxpayer claiming DTAA benefits shall furnish a TRC of his residence obtained by him from the Government of that country or specified territory. Further, in addition to the TRC, the non-resident may be required to provide such other documents and information subsequently, as may be prescribed by the Indian Tax Authorities, from time to time.

**Aditya Birla Sun Life AMC Limited** (Investment Manager to Aditya Birla Sun Life Mutual Fund)  
 Regn. No.: 109. Regd Office: One World Centre, Tower 1, 17th Floor, Jupiter Mills,  
 Senapati Bapat Marg, Elphinstone Road, Mumbai - 400013  
 +91 22 4356 8000 | [mutualfund.adityabirlacapital.com](mailto:mutualfund.adityabirlacapital.com) | CIN: L65991MH1994PLCO80811

Contact Us:  
 1800-270-7000  
[adityabirlacapital.com](http://adityabirlacapital.com)



Mutual Fund investments are subject to market risks, read all scheme related documents carefully.



@absmutualfund



@absmf



<https://mutualfund.adityabirlacapital.com>



# ASPIRE, INVEST AND AIM TO FULFILL YOUR DREAMS WITH

ADITYA BIRLA SUN LIFE  
**SAMPORNA SIP**



## WHAT ARE THE PRIMARY NEEDS WE WORK FOR?



Regular  
cashflow



Securing  
future



Family  
responsibilities



Aspirations

...to name a few

**BUT, WHAT IF SOMEONE ELSE WORKED TO FULFILL YOUR NEEDS?**

**Traditional 'income plans'** that are designed to give regular cash flows may meet the need for a stable secondary source of income;

**but are they enough?**

Suppose, ₹ 50,000 per month is needed to meet your basic family expenses today



10 years from now, Would the same ₹ 50,000 suffice?



Probably not! Inflation increases the cost of living substantially over the years.



The average annual inflation in India over the last 10 years - ~5.6%

Considering the same trend, you will need at least



₹85,000 to meet your expenses

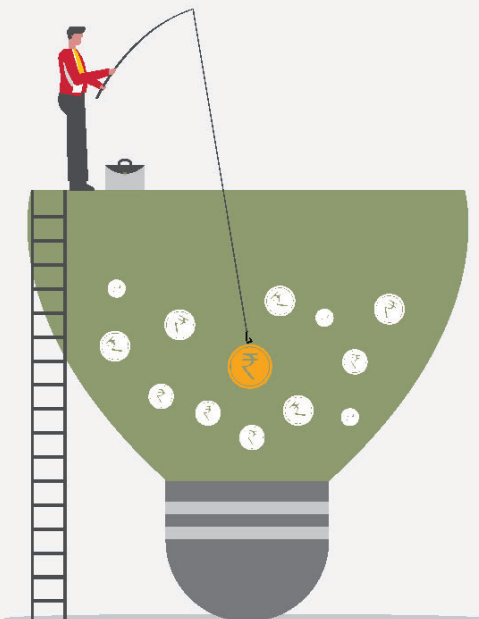
THAT'S



~1.8 times your current expense!

Source: Data up to end 2021. <https://www.worlddata.info/asia/india/inflation-rates.php#:~:text=During%20the%20observation%20period%20from,year%20inflation%20rate%20was%205.5%25.>

## COMPLETING YOUR DREAMS TILL REALITY!



Guaranteed income plans returns can barely cover inflation, let alone your aspirations.

So, what is truly required is a regular pay out that can withstand the pressures of inflation!

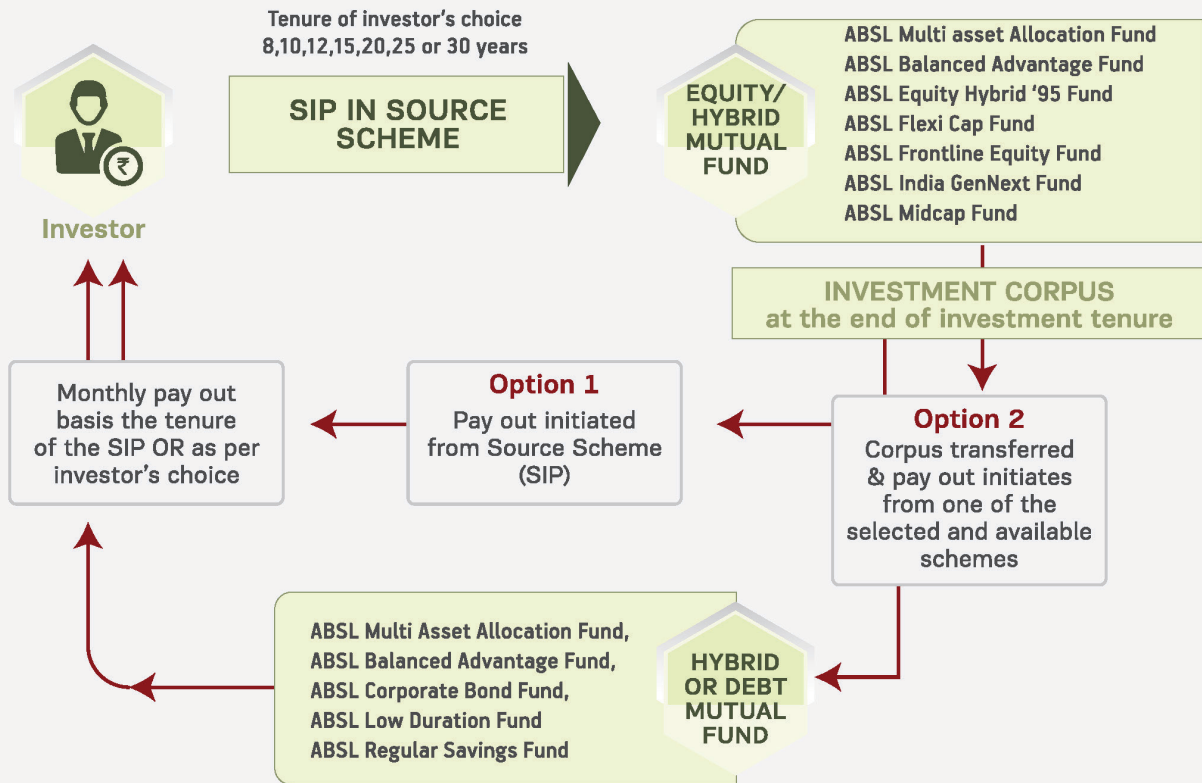
This is precisely what **SAMPORNA SIP** can do for you!

Source: <https://www.outlookindia.com/business/are-guaranteed-return-investment-plans-good-choice-for-wealth-creation--news-261272>

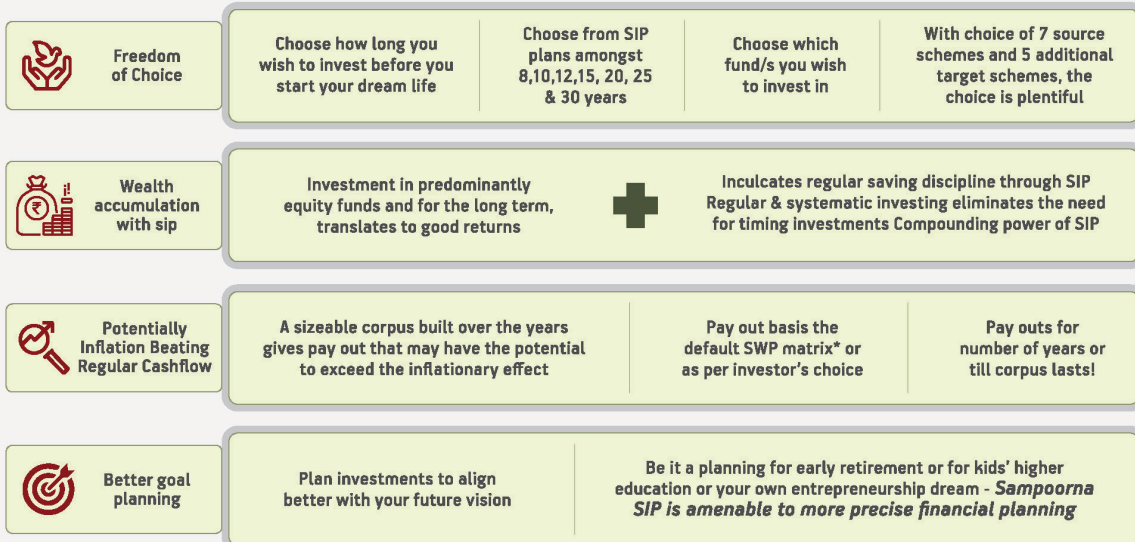
# SAMPOORNA SIP

FOR A FULFILLED LIFE

## SAMPOORNA SIP - HOW DOES IT WORK?



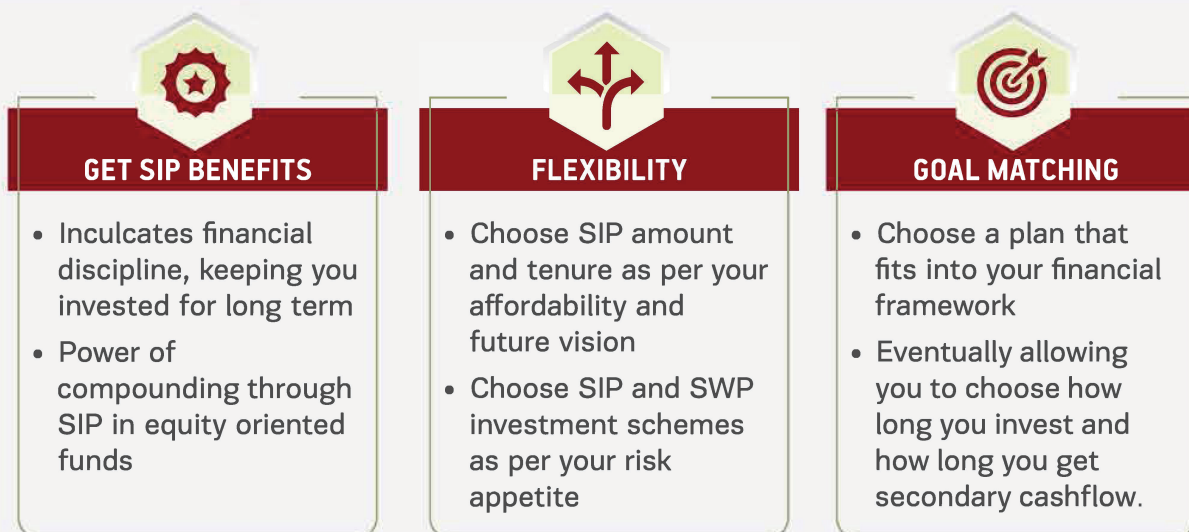
## SAMPOORNA SIP - WHAT DO YOU GET?



\*The default SWP amounts as per the matrix are applicable only when investors do not mention SWP amount in the application form. The default SWP amount as per the matrix do not in any manner indicate returns or assurance on the amount the investor will make or obtain by investing under the Facility.



## WHY INVEST THROUGH ADITYA BIRLA SUN LIFE SAMPOORNA SIP?



**Invest in SAMPOORNA SIP today  
to sit back and earn tomorrow!**

### SAMPOORNA SIP – IMPORTANT NOTE

- Sampoorna SIP is an optional facility offered by the AMC and does not in any way give guarantee, assurance, promise or indication of the performance of any of the schemes of the Fund or provide any guarantee of withdrawals through SWP mode or the returns that can be generated under this facility. The SWP for amount decided by the unit holders will be processed upto 31 Dec 2099 or till the time units are available in the underlying scheme in the unitholders folio.
- SWP is a facility to withdraw fixed amount periodically from the investments by redeeming units. Thus, withdrawals happen from capital and appreciation portion of the investments.
- The default SWP amounts as per the matrix are applicable only when investors do not mention SWP amount in the application form.
- The default SWP amount as per the matrix do not in any manner indicate returns or assurance on the amount the investor will make or obtain by investing under the Facility. It only indicates the likely amount that can be withdrawn through SWP and for ease of understanding and planning of investment, it is depicted as number of times (1.25 x, 2 x, etc.) the monthly SIP installments opted by the investor.
- Investors are requested to read all the terms and conditions of Sampoorna SIP mentioned in the Sampoorna SIP application form available on the website [www.mutualfund.adityabirlacapital.com](http://www.mutualfund.adityabirlacapital.com) to have a better and complete understanding of the facility.
- Please read the Scheme Information Document(s) / Key Information Memorandum(s) of the concerned Scheme(s) and Statement of Additional Information carefully and will be bound by the terms and conditions of this facility and provisions of the concerned Scheme(s).

All Terms and Conditions applicable for SIP and SWP shall also be applicable for registrations under Sampoorna SIP.



Schema:	This product is suitable for investors who are seeking*:	Scheme Riskometer	Benchmark Riskometer												
<b>ADITYA BIRLA SUN LIFE MULTI ASSET ALLOCATION FUND</b> An open-ended scheme investing in Equity, Debt and Commodities.	<ul style="list-style-type: none"> <li>Long term capital appreciation</li> <li>Investment in equity and equity related securities, debt &amp; money market instruments and Commodities.</li> </ul>	<p>Investors understand that their principal will be at Very High risk</p>	<p><b>Benchmark Riskometer</b> 65% Nifty 500 + 25% CRISIL Short Term Bond Index + 10% of Domestic prices of Gold + 2% of Domestic prices of Silver</p> <p>Investors understand that their principal will be at Very High risk</p>												
<b>ADITYA BIRLA SUN LIFE BALANCED ADVANTAGE FUND</b> An open-ended Dynamic Asset Allocation fund.	<ul style="list-style-type: none"> <li>Capital appreciation and regular income in the long term</li> <li>Investment in equity &amp; equity related securities as well as fixed income securities (Debt &amp; Money Market securities)</li> </ul>	<p>Investors understand that their principal will be at Very High risk</p>	<p><b>Benchmark Riskometer</b> CRISIL Hybrid 50+50 - Moderate Index</p> <p>Investors understand that their principal will be at High risk</p>												
<b>ADITYA BIRLA SUN LIFE EQUITY HYBRID '95 FUND</b> An open-ended hybrid scheme investing predominantly in equity and equity related Instruments.	<ul style="list-style-type: none"> <li>long term capital growth and income</li> <li>Investment predominantly in equity and equity related securities as well as debt and money market instruments</li> </ul>	<p>Investors understand that their principal will be at Very High risk</p>	<p><b>Benchmark Riskometer</b> CRISIL Hybrid 55+45 - Aggressive Index</p> <p>Investors understand that their principal will be at Very High risk</p>												
<b>ADITYA BIRLA SUN LIFE FLEXI CAP FUND</b> An open-ended dynamic equity scheme investing across large cap, mid cap, small cap stocks.	<ul style="list-style-type: none"> <li>long term capital growth</li> <li>Investments in equity and equity related securities</li> </ul>	<p>Investors understand that their principal will be at Very High risk</p>	<p><b>Benchmark Riskometer</b> Nifty 500 TRI</p> <p>Investors understand that their principal will be at Very High risk</p>												
<b>ADITYA BIRLA SUN LIFE FRONTLINE EQUITY FUND</b> An Open ended equity scheme predominantly investing in large cap stocks.	<ul style="list-style-type: none"> <li>Long term capital growth</li> <li>Investments in equity and equity related securities, diversified across various industries in line with the benchmark index, Nifty 100 TRI</li> </ul>	<p>Investors understand that their principal will be at Very High risk</p>	<p><b>Benchmark Riskometer</b> Nifty 500 TRI</p> <p>Investors understand that their principal will be at Very High risk</p>												
<b>ADITYA BIRLA SUN LIFE INDIA GENNEXT FUND</b> An open-ended equity scheme following Consumption theme.	<ul style="list-style-type: none"> <li>long term capital growth</li> <li>Investments in equity and equity related securities of companies that are expected to benefit from the rising consumption patterns in India fuelled by high disposable incomes.</li> </ul>	<p>Investors understand that their principal will be at Very High risk</p>	<p><b>Benchmark Riskometer</b> Nifty India Consumption TRI</p> <p>Investors understand that their principal will be at Very High risk</p>												
<b>ADITYA BIRLA SUN LIFE MIDCAP FUND</b> An open-ended equity scheme predominantly investing in mid cap stocks.	<ul style="list-style-type: none"> <li>Long term capital growth</li> <li>Investments primarily in mid cap stocks</li> </ul>	<p>Investors understand that their principal will be at Very High risk</p>	<p><b>Benchmark Riskometer</b> Nifty Midcap 150 TRI</p> <p>Investors understand that their principal will be at Very High risk</p>												
<b>ADITYA BIRLA SUN LIFE REGULAR SAVINGS FUND</b> An open-ended hybrid scheme investing predominantly in debt Instruments.	<ul style="list-style-type: none"> <li>regular income with capital growth over medium to long term</li> <li>Investments in debt and money market instruments as well as equity and equity related securities [10-15%]</li> </ul>	<p>Investors understand that their principal will be at Moderate risk</p>	<p><b>Benchmark Riskometer</b> CRISIL Hybrid 85+15 - Conservative Index</p> <p>Investors understand that their principal will be at Moderate risk</p>												
<b>ADITYA BIRLA SUN LIFE CORPORATE BOND FUND</b> An open-ended debt scheme predominantly investing in AA+ and above rated corporate bonds. A relatively high interest rate risk and moderate credit risk.	<ul style="list-style-type: none"> <li>income with capital growth over short term</li> <li>Investments in debt and money market Instruments</li> </ul>	<p>Investors understand that their principal will be at Low to Moderate risk</p>	<p><b>PRC Matrix</b></p> <table border="1"> <tr> <td>Credit Risk - Interest Rate Risk</td> <td>Relatively Low (Class A)</td> <td>Relatively Moderate (Class B)</td> <td>Relatively High (Class C)</td> </tr> <tr> <td>Relatively Low (Class D)</td> <td></td> <td></td> <td></td> </tr> <tr> <td>Relatively High (Class E)</td> <td></td> <td></td> <td></td> </tr> </table> <p>II-III</p>	Credit Risk - Interest Rate Risk	Relatively Low (Class A)	Relatively Moderate (Class B)	Relatively High (Class C)	Relatively Low (Class D)				Relatively High (Class E)			
Credit Risk - Interest Rate Risk	Relatively Low (Class A)	Relatively Moderate (Class B)	Relatively High (Class C)												
Relatively Low (Class D)															
Relatively High (Class E)															
<b>ADITYA BIRLA SUN LIFE LOW DURATION FUND</b> An open-ended low duration debt scheme investing in instruments such that Macaulay duration of the portfolio is between 6 months and 12 months. A relatively high interest rate risk and moderate credit risk	<ul style="list-style-type: none"> <li>reasonable returns with convenience of liquidity over short term</li> <li>Investments in a basket of debt and money market instruments of short maturities</li> </ul>	<p>Investors understand that their principal will be at Moderate risk</p>	<p><b>PRC Matrix</b></p> <table border="1"> <tr> <td>Credit Risk - Interest Rate Risk</td> <td>Relatively Low (Class A)</td> <td>Relatively Moderate (Class B)</td> <td>Relatively High (Class C)</td> </tr> <tr> <td>Relatively Low (Class D)</td> <td></td> <td></td> <td></td> </tr> <tr> <td>Relatively High (Class E)</td> <td></td> <td></td> <td></td> </tr> </table> <p>II-III</p>	Credit Risk - Interest Rate Risk	Relatively Low (Class A)	Relatively Moderate (Class B)	Relatively High (Class C)	Relatively Low (Class D)				Relatively High (Class E)			
Credit Risk - Interest Rate Risk	Relatively Low (Class A)	Relatively Moderate (Class B)	Relatively High (Class C)												
Relatively Low (Class D)															
Relatively High (Class E)															

\*Investors should consult their financial advisors, if in doubt whether the product is suitable for them.



## Fund Details

### Investment Objective

The objective of the scheme is long term growth of capital, through a portfolio with a target allocation of 100% equity by aiming at being as diversified across various industries and/or sectors as its chosen benchmark index, Nifty 100 TRI. The secondary objective is income generation and distribution of IDCW.

### Fund Manager

Mr. Mahesh Patil & Mr. Dhaval Joshi

### Date of Allotment

August 30, 2002

### Benchmark

NIFTY 100 TRI

### Managing Fund Since

November 17, 2005 & November 21, 2022

### Experience in Managing the Fund

17.5 years & 0.5 Years

### Fund Category

Large Cap Fund

### Investment Style

Large Cap			
Mid Cap			
Small Cap			
	Growth	Value	Blend



### Load Structure (as % of NAV) (Incl. for SIP)

Entry Load	Nil
Exit Load	For redemption/switchout of units on or before 90 days from the date of allotment: 1.00% of applicable NAV. For redemption/switch-out of units after 90 days from the date of allotment: Nil

### AUM

Monthly Average AUM	₹ 22139.41	Crores
AUM as on last day	₹ 22498.06	Crores

### Total Expense Ratio (TER)

Regular	1.69%
Direct	1.03%
Including additional expenses and goods and service tax on management fees.	

### SIP

Monthly: Minimum ₹ 100/-

### Other Parameters

Standard Deviation	14.24%
Sharpe Ratio	1.32
Beta	0.94
Portfolio Turnover	0.38

Note: Standard Deviation, Sharpe Ratio & Beta are calculated on Annualised basis using 3 years history of monthly returns. Risk Free Rate assumed to be 6.4% (FBIL Overnight MIBOR as on 31 May 2023) for calculating Sharpe Ratio

### Application Amount for fresh subscription

₹ 100 (plus in multiples of ₹ 1)

### Min. Addl. Investment

₹ 100 (plus in multiples of ₹ 1)

## PORTFOLIO

Issuer	% to Net Assets	Rating
<b>● Banks</b>	<b>26.07%</b>	
ICICI Bank Limited	8.94%	
HDFC Bank Limited	7.02%	
Axis Bank Limited	3.86%	
State Bank of India	2.94%	
Bandhan Bank Limited	1.38%	
Bank of Baroda	0.83%	
Kotak Mahindra Bank Limited	0.77%	
IndusInd Bank Limited	0.34%	
<b>● IT - Software</b>	<b>9.61%</b>	
Infosys Limited	6.17%	
HCL Technologies Limited	2.05%	
Tech Mahindra Limited	0.70%	
LTIMindtree Ltd	0.60%	
Tata Consultancy Services Limited	0.09%	
<b>● Finance</b>	<b>7.12%</b>	
Housing Development Finance Corporation Limited	3.02%	
Bajaj Finance Limited	1.91%	
Cholamandalam Investment and Finance Company Limited	1.22%	
SBI Cards & Payment Services Limited	0.71%	
Aditya Birla Capital Limited	0.25%	
<b>● Petroleum Products</b>	<b>6.19%</b>	
Reliance Industries Limited	5.47%	
Bharat Petroleum Corporation Limited	0.73%	
<b>● Automobiles</b>	<b>5.66%</b>	
Mahindra & Mahindra Limited	2.13%	
Maruti Suzuki India Limited	1.35%	
Tata Motors Limited	1.16%	
TVS Motor Company Limited	1.02%	
<b>● Pharmaceuticals &amp; Biotechnology</b>	<b>4.40%</b>	
Sun Pharmaceutical Industries Limited	2.05%	
Sanofi India Limited	0.97%	
Cipla Limited	0.93%	
Gland Pharma Limited	0.29%	

Issuer	% to Net Assets	Rating
Biocon Limited	0.15%	
Lupin Limited	0.02%	
<b>● Construction</b>	<b>3.88%</b>	
Larsen & Toubro Limited	3.88%	
<b>● Consumer Durables</b>	<b>3.81%</b>	
Crompton Greaves Consumer Electricals Limited	1.38%	
Titan Company Limited	1.34%	
Akzo Nobel India Limited	0.80%	
Whirlpool of India Limited	0.29%	
<b>● Telecom - Services</b>	<b>3.79%</b>	
Bharti Airtel Limited	3.33%	
Tata Communications Limited	0.26%	
Bharti Airtel Limited	0.20%	
<b>● Diversified FMCG</b>	<b>3.35%</b>	
ITC Limited	2.54%	
Hindustan Unilever Limited	0.82%	
<b>● Insurance</b>	<b>3.09%</b>	
SBI Life Insurance Company Limited	1.72%	
HDFC Life Insurance Company Limited	0.66%	
ICICI Prudential Life Insurance Company Limited	0.48%	
ICICI Lombard General Insurance Company Limited	0.23%	
<b>● Personal Products</b>	<b>3.00%</b>	
Godrej Consumer Products Limited	1.24%	
Dabur India Limited	1.01%	
Emami Limited	0.74%	
<b>● Cement &amp; Cement Products</b>	<b>2.83%</b>	
UltraTech Cement Limited	2.00%	
ACC Limited	0.62%	
Ambuja Cements Limited	0.21%	
<b>● Power</b>	<b>1.64%</b>	
NTPC Limited	1.64%	
<b>● Auto Components</b>	<b>1.58%</b>	
Samvardhana Motherson International Limited	0.61%	
Bosch Limited	0.51%	



Issuer	% to Net Assets	Rating
Sona BLW Precision Forgings Limited	0.47%	
<b>Realty</b>	<b>1.57%</b>	
DLF Limited	1.28%	
Phoenix Mills Limited	0.29%	
<b>Transport Services</b>	<b>0.82%</b>	
InterGlobe Aviation Limited	0.82%	
<b>Non - Ferrous Metals</b>	<b>0.81%</b>	
Hindalco Industries Limited	0.81%	
<b>Leisure Services</b>	<b>0.79%</b>	
The Indian Hotels Company Limited	0.46%	
Jubilant Foodworks Limited	0.33%	
<b>Industrial Products</b>	<b>0.79%</b>	
Bharat Forge Limited	0.41%	
Cummins India Limited	0.38%	
<b>Healthcare Services</b>	<b>0.75%</b>	
Apollo Hospitals Enterprise Limited	0.75%	
<b>Ferrous Metals</b>	<b>0.73%</b>	
Tata Steel Limited	0.73%	
<b>Food Products</b>	<b>0.72%</b>	
Britannia Industries Limited	0.72%	
<b>Retailing</b>	<b>0.65%</b>	
FSN E-Commerce Ventures Limited	0.39%	
Vedant Fashions Private Limited	0.17%	
Zomato Limited	0.09%	
<b>Fertilizers &amp; Agrochemicals</b>	<b>0.62%</b>	
Bayer Cropscience Limited	0.62%	
<b>Beverages</b>	<b>0.48%</b>	

Issuer	% to Net Assets	Rating
United Spirits Limited	0.48%	
<b>Electrical Equipment</b>	<b>0.46%</b>	
Siemens Limited	0.46%	
<b>MUTUAL FUNDS</b>	<b>0.45%</b>	
Aditya Birla Sun Life Liquid Fund - Growth - Direct Plan	0.45%	
<b>Oil</b>	<b>0.39%</b>	
Oil & Natural Gas Corporation Limited	0.39%	
<b>Entertainment</b>	<b>0.32%</b>	
Zee Entertainment Enterprises Limited	0.32%	
<b>EQUITY FUTURE</b>	<b>0.32%</b>	
Reliance Industries Limited	0.36%	
Bank of Baroda	0.13%	
Bharti Airtel Limited	-0.18%	
<b>Aerospace &amp; Defense</b>	<b>0.31%</b>	
Hindustan Aeronautics Limited	0.31%	
<b>WARRANT</b>	<b>0.26%</b>	
Housing Development Finance Corporation Limited	0.26%	
<b>Exchange Traded Fund</b>	<b>0.25%</b>	
ADITYA BIRLA SUN LIFE NIFTY NEXT 50 ETF	0.25%	
<b>Consumable Fuels</b>	<b>0.24%</b>	
Coal India Limited	0.24%	
<b>Financial Technology (Fintech)</b>	<b>0.24%</b>	
One 97 Communications Limited	0.24%	
<b>Fixed rates bonds - Corporate</b>	<b>0.00%</b>	
Britannia Industries Limited	0.00%	CRISIL AAA
<b>Cash &amp; Current Assets</b>	<b>2.00%</b>	
<b>Total Net Assets</b>	<b>100.00%</b>	

Investment Performance		NAV as on May 31, 2023: ₹ 362.5000			
<b>Inception - Aug 30, 2002</b>		<b>Since Inception</b>	<b>5 Years</b>	<b>3 Years</b>	<b>1 Year</b>
<b>Aditya Birla Sun Life Frontline Equity Fund</b>		18.88%	10.78%	25.24%	12.72%
<b>Value of Std Investment of ₹ 10,000</b>		362500	16691	19667	11272
<b>Benchmark - NIFTY 100 TRI</b>		NA	12.06%	24.96%	11.07%
<b>Value of Std Investment of ₹ 10,000</b>		NA	17675	19538	11107
<b>Additional Benchmark - S&amp;P BSE SENSEX TRI</b>		17.12%	13.48%	26.02%	14.05%
<b>Value of Std Investment of ₹ 10,000</b>		266239	18827	20037	11405

Past performance may or may not be sustained in future. The above performance is of Regular Plan - Growth Option. Kindly note that different plans have different expense structure. Load and Taxes are not considered for computation of returns. When scheme/additional benchmark returns are not available, they have not been shown. Total Schemes Co-Managed by Fund Managers is 1. Total Schemes managed by Mr. Mahesh Patil is 3. Total Schemes managed by Mr. Dhaval Joshi is 47. Refer annexure on page no. 169-170 to know more on performance of schemes managed by Fund Managers.  
 Note: The exit load (if any) rate levied at the time of redemption/switch-out of units will be the rate prevailing at the time of allotment of the corresponding units. Customers may request for a separate Exit Load Applicability Report by calling our toll free numbers 1800-270-7000 or from any of our Investor Service Centers.

NAV of Plans / Options (₹)		
	<b>Regular Plan</b>	<b>Direct Plan</b>
<b>Growth</b>	362.5000	394.9700
<b>IDCW*</b>	33.2700	78.3300

\*Income Distribution cum capital withdrawal

SIP Performance - Regular Plan - Growth (assuming SIP of ₹ 10000 per month)				
<b>Particulars</b>	<b>Since Inception</b>	<b>5 years</b>	<b>3 years</b>	<b>1 Year</b>
<b>Total Amount Invested (₹)</b>	2490000	600000	360000	120000
<b>Market Value of amount Invested</b>	16434543	849632	444354	127952
<b>Scheme Returns (CAGR)</b>	15.79%	13.90%	14.19%	12.58%
<b>NIFTY 100 TRI returns# (CAGR)</b>	NA	14.11%	13.52%	10.59%
<b>S&amp;P BSE SENSEX TRI returns## (CAGR)</b>	15.18%	15.14%	14.93%	13.79%

Date of First Installment: September 01, 2002 & Scheme Inception Date: August 30, 2002. Past Performance may or may not be sustained in future.  
 # Scheme Benchmark, ## Additional Benchmark  
 For SIP calculations above, the data assumes the investment of ₹ 10000/- on 1st day of every month or the subsequent working day. Load & Taxes are not considered for computation of returns. Performance for IDCW option would assume reinvestment of tax free IDCW declared at the then prevailing NAV. CAGR returns are computed after accounting for the cash flow by using XIRR method (investment internal rate of return). Where Benchmark returns are not available, they have not been shown. Past performance may or may not be sustained in future. Returns greater than 1 year period are compounded annualized. IDCW are assumed to be reinvested and bonus is adjusted. Load is not taken into consideration. For SIP returns, monthly investment of equal amounts invested on the 1<sup>st</sup> day of every month has been considered.



## Fund Details

### Investment Objective

The investment objective of the Scheme is to achieve long term capital appreciation by investing in upto 30 companies with long term sustainable competitive advantage and growth potential.

### Fund Manager

Mr. Kunal Sangoi & Mr. Dhaval Joshi

### Date of Allotment

October 24, 2005

### Benchmark Tier I

Nifty 500 TRI

### Tier II Benchmark

Nifty 100 TRI

### Managing Fund Since

May 07, 2021 & November 21, 2022

### Experience in Managing the Fund

2.1 years & 0.5 years

### SIP

Monthly: Minimum ₹ 1,000/-

### Fund Category

Focused Fund

### Investment Style

Large Cap	█		
Mid Cap	█	█	█
Small Cap	█	█	█
	Growth	Value	Blend



### Load Structure (as % of NAV) (Incl. for SIP)

Entry Load	Nil
Exit Load	For redemption /switchout of units on or before 90 days from the date of allotment: 1.00% of applicable NAV. For redemption / switch-out of units after 90 days from the date of allotment: Nil.

### AUM

Monthly Average AUM	₹ 5885.44	Crores
AUM as on last day	₹ 5987.59	Crores

### Total Expense Ratio (TER)

Regular	1.86%
Direct	0.90%
Including additional expenses and goods and service tax on management fees.	

### Other Parameters

Standard Deviation	14.34%
Sharpe Ratio	1.15
Beta	0.91
Portfolio Turnover	0.43

Note: Standard Deviation, Sharpe Ratio & Beta are calculated on Annualised basis using 3 years history of monthly returns. Risk Free Rate assumed to be 6.4% (FBIL Overnight MIBOR as on 31 May 2023) for calculating Sharpe Ratio

### Application Amount for fresh subscription

₹ 1,000 (plus in multiples of ₹ 1)

### Min. Addl. Investment

₹ 1,000 (plus in multiples of ₹ 1)

## PORTFOLIO

Issuer	% to Net Assets	Rating
<b>Banks</b>	<b>21.20%</b>	
ICICI Bank Limited	9.50%	
Axis Bank Limited	4.98%	
State Bank of India	4.48%	
Bandhan Bank Limited	2.25%	
<b>Finance</b>	<b>14.54%</b>	
Housing Development Finance Corporation Limited	8.36%	
Bajaj Finance Limited	3.62%	
Poonawalla Fincorp Limited	1.36%	
SBI Cards & Payment Services Limited	1.20%	
<b>IT - Software</b>	<b>12.79%</b>	
Infosys Limited	7.20%	
HCL Technologies Limited	2.99%	
Coforge Limited	2.61%	
<b>Automobiles</b>	<b>7.05%</b>	
Mahindra & Mahindra Limited	3.24%	
Tata Motors Limited	2.76%	
Maruti Suzuki India Limited	1.05%	
<b>Petroleum Products</b>	<b>6.07%</b>	
Reliance Industries Limited	6.07%	
<b>Construction</b>	<b>4.84%</b>	
Larsen & Toubro Limited	4.84%	
<b>Telecom - Services</b>	<b>4.35%</b>	
Bharti Airtel Limited	4.14%	
Bharti Airtel Limited	0.21%	
<b>Consumer Durables</b>	<b>3.51%</b>	

Issuer	% to Net Assets	Rating
Bata India Limited	2.14%	
Crompton Greaves Consumer Electricals Limited	1.37%	
<b>Cement &amp; Cement Products</b>	<b>3.11%</b>	
UltraTech Cement Limited	3.11%	
<b>Insurance</b>	<b>2.96%</b>	
SBI Life Insurance Company Limited	2.96%	
<b>Beverages</b>	<b>2.47%</b>	
United Spirits Limited	2.47%	
<b>Realty</b>	<b>2.38%</b>	
Phoenix Mills Limited	2.38%	
<b>Pharmaceuticals &amp; Biotechnology</b>	<b>2.36%</b>	
Sun Pharmaceutical Industries Limited	2.36%	
<b>Power</b>	<b>2.09%</b>	
NTPC Limited	2.09%	
<b>Diversified FMCG</b>	<b>1.97%</b>	
Hindustan Unilever Limited	1.97%	
<b>Agricultural Food &amp; other Products</b>	<b>1.82%</b>	
Tata Consumer Products Limited	1.82%	
<b>Auto Components</b>	<b>0.60%</b>	
Sona BLW Precision Forgings Limited	0.60%	
<b>WARRANT</b>	<b>0.52%</b>	
Housing Development Finance Corporation Limited	0.52%	
<b>MUTUAL FUNDS</b>	<b>0.42%</b>	
Aditya Birla Sun Life Liquid Fund - Growth - Direct Plan	0.42%	
<b>Cash &amp; Current Assets</b>	<b>4.94%</b>	
<b>Total Net Assets</b>	<b>100.00%</b>	





## Investment Performance

NAV as on May 31, 2023: ₹ 94.7245

Inception - Oct 24, 2005	Since Inception	5 Years	3 Years	1 Year
Aditya Birla Sun Life Focused Equity Fund	13.62%	10.78%	22.92%	9.67%
Value of Std Investment of ₹ 10,000	94725	16690	18595	10967
Benchmark - Nifty 500 TRI	13.49%	12.35%	27.61%	12.74%
Value of Std Investment of ₹ 10,000	92811	17904	20806	11274
Benchmark - Nifty 100 TRI	13.83%	12.06%	24.96%	11.07%
Value of Std Investment of ₹ 10,000	97935	17675	19538	11107
Additional Benchmark - S&P BSE SENSEX TRI	13.97%	13.48%	26.02%	14.05%
Value of Std Investment of ₹ 10,000	100078	18827	20037	11405

Past performance may or may not be sustained in future. The above performance is of Regular Plan - Growth Option. Kindly note that different plans have different expense structure. Load and Taxes are not considered for computation of returns. When scheme/additional benchmark returns are not available, they have not been shown. Total Schemes Co-Managed by Fund Managers is 3. Total Schemes managed by Mr. Kunal Sangoi is 3. Total Schemes managed by Mr. Dhaval Joshi is 47. Refer annexure on page no. 169-170 to know more on performance of schemes managed by Fund Managers.

Note: The exit load (if any) rate levied at the time of redemption/switch-out of units will be the rate prevailing at the time of allotment of the corresponding units. Customers may request for a separate Exit Load Applicability Report by calling our toll free numbers 1800-270-7000 or from any of our Investor Service Centers.



## SIP Performance - Regular Plan - Growth (assuming SIP of ₹ 10000 per month)

Particulars	Since Inception	5 years	3 years	1 Year
Total Amount Invested (₹)	2120000	600000	360000	120000
Market Value of amount Invested	7265153	827701	430495	126353
Scheme Returns (CAGR)	12.61%	12.84%	11.99%	10.01%
Nifty 500 TRI returns# (CAGR)	12.61%	15.49%	15.20%	12.51%
Nifty 100 TRI returns# (CAGR)	12.47%	14.11%	13.52%	10.59%
S&P BSE SENSEX TRI returns## (CAGR)	12.97%	15.14%	14.93%	13.79%

Date of First Installment: November 01, 2005 & Scheme Inception Date: October 24, 2005. Past Performance may or may not be sustained in future.

# Scheme Benchmark, ## Additional Benchmark

For SIP calculations above, the data assumes the investment of ₹ 10000/- on 1st day of every month or the subsequent working day. Load & Taxes are not considered for computation of returns. Performance for IDCW option would assume reinvestment of tax free IDCW declared at the then prevailing NAV. CAGR returns are computed after accounting for the cash flow by using XIRR method (investment internal rate of return). Where Benchmark returns are not available, they have not been shown. Past performance may or may not be sustained in future. Returns greater than 1 year period are compounded annualized. IDCW are assumed to be reinvested and bonus is adjusted. Load is not taken into consideration. For SIP returns, monthly investment of equal amounts invested on the 1<sup>st</sup> day of every month has been considered.



## NAV of Plans / Options (₹)

	Regular Plan	Direct Plan
Growth	94.7245	104.5772
IDCW <sup>§</sup> :	19.8982	45.9347

<sup>§</sup>Income Distribution cum capital withdrawal



### Fund Details

#### Investment Objective

The objective of the scheme is long term growth of capital, through investment in equity & equity related instruments across market cap (large, mid & small) companies.

#### Fund Manager

Mr. Anil Shah & Mr. Dhaval Joshi

#### Date of Allotment

August 27, 1998

#### Benchmark

NIFTY 500 TRI

#### Managing Fund Since

October 03, 2012 & November 21, 2022

#### Experience in Managing the Fund

10.7 years & 0.5 Years

#### SIP

Monthly: Minimum ₹ 100/-

#### Fund Category

Flexi Cap Fund

#### Investment Style

Large Cap			
Mid Cap			
Small Cap			
	Growth	Value	Blend



#### Load Structure (as % of NAV) (Incl. for SIP)

Entry Load	Nil
Exit Load	For redemption / switchout of units on or before 90 days from the date of allotment: 1.00% of applicable NAV. For redemption / switch-out of units after 90 days from the date of allotment: Nil.

#### AUM

Monthly Average AUM	₹ 16150.96	Crores
AUM as on last day	₹ 16455.28	Crores

#### Total Expense Ratio (TER)

Regular	1.71%
Direct	0.89%
Including additional expenses and goods and service tax on management fees.	

#### Other Parameters

Standard Deviation	14.61%
Sharpe Ratio	1.26
Beta	0.93
Portfolio Turnover	0.21

Note: Standard Deviation, Sharpe Ratio & Beta are calculated on Annualised basis using 3 years history of monthly returns. Risk Free Rate assumed to be 6.4% (FBIL Overnight MIBOR as on 31 May 2023) for calculating Sharpe Ratio

#### Application Amount for fresh subscription

₹ 100 (plus in multiples of ₹ 1)

#### Min. Addl. Investment

₹ 100 (plus in multiples of ₹ 1)

## PORTFOLIO

Issuer	% to Net Assets	Rating
<b>Banks</b>	<b>24.70%</b>	
ICICI Bank Limited	9.78%	
HDFC Bank Limited	6.96%	
Axis Bank Limited	3.20%	
State Bank of India	2.15%	
Kotak Mahindra Bank Limited	1.60%	
IndusInd Bank Limited	1.00%	
<b>IT - Software</b>	<b>12.01%</b>	
Infosys Limited	5.29%	
HCL Technologies Limited	4.17%	
LTIMindtree Ltd	0.94%	
Coforge Limited	0.86%	
Mphasis Limited	0.76%	
<b>Finance</b>	<b>7.43%</b>	
Cholamandalam Investment and Finance Company Limited	2.73%	
Bajaj Finance Limited	2.71%	
Housing Development Finance Corporation Limited	0.98%	
Bajaj Finserv Limited	0.57%	
IDFC Limited	0.37%	
Aditya Birla Capital Limited	0.07%	
<b>Pharmaceuticals &amp; Biotechnology</b>	<b>6.87%</b>	
Sun Pharmaceutical Industries Limited	3.98%	
Glenmark Pharmaceuticals Limited	1.71%	
Strides Pharma Science Limited	0.62%	
Gland Pharma Limited	0.28%	
Aarti Pharmed Labs Ltd	0.20%	
Solara Active Pharma Sciences Limited	0.09%	
<b>Beverages</b>	<b>5.14%</b>	
United Spirits Limited	2.90%	
Radico Khaitan Limited	2.24%	
<b>Telecom - Services</b>	<b>4.71%</b>	
Bharti Airtel Limited	4.47%	
Bharti Airtel Limited	0.24%	
<b>Healthcare Services</b>	<b>4.65%</b>	

Issuer	% to Net Assets	Rating
Apollo Hospitals Enterprise Limited	3.65%	
METROPOLIS HEALTHCARE LIMITED	0.56%	
Fortis Healthcare Limited	0.43%	
<b>Chemicals &amp; Petrochemicals</b>	<b>3.80%</b>	
Atul Limited	1.62%	
Aarti Industries Limited	1.59%	
Gujarat Fluorochemicals Limited	0.58%	
<b>Consumer Durables</b>	<b>3.39%</b>	
Titan Company Limited	1.27%	
Whirlpool of India Limited	0.77%	
Havells India Limited	0.54%	
Voltas Limited	0.46%	
Crompton Greaves Consumer Electricals Limited	0.22%	
Kansai Nerolac Paints Limited	0.13%	
<b>Petroleum Products</b>	<b>3.33%</b>	
Reliance Industries Limited	2.66%	
Castrol India Limited	0.68%	
<b>Ferrous Metals</b>	<b>3.18%</b>	
Tata Steel Limited	2.76%	
NMDC Steel Ltd	0.42%	
<b>Industrial Products</b>	<b>3.00%</b>	
Bharat Forge Limited	2.07%	
POLYCAB INDIA Limited	0.43%	
Cummins India Limited	0.36%	
AIA Engineering Limited	0.13%	
<b>Insurance</b>	<b>2.52%</b>	
ICICI Lombard General Insurance Company Limited	1.09%	
SBI Life Insurance Company Limited	1.04%	
Max Financial Services Limited	0.39%	
<b>Cement &amp; Cement Products</b>	<b>1.89%</b>	
Dalmia Bharat Limited	1.52%	
Ambuja Cements Limited	0.37%	
<b>Agricultural Food &amp; other Products</b>	<b>1.42%</b>	
Tata Consumer Products Limited	1.42%	



Issuer	% to Net Assets	Rating
<b>Paper Forest &amp; Jute Products</b>	<b>1.37%</b>	
Century Textiles & Industries Limited	1.37%	
<b>Auto Components</b>	<b>1.33%</b>	
Exide Industries Limited	1.33%	
<b>Aerospace &amp; Defense</b>	<b>1.27%</b>	
Bharat Electronics Limited	1.27%	
<b>Automobiles</b>	<b>1.21%</b>	
Mahindra & Mahindra Limited	1.21%	
<b>Entertainment</b>	<b>0.87%</b>	
Zee Entertainment Enterprises Limited	0.62%	
Dish TV India Limited	0.25%	
<b>Non - Ferrous Metals</b>	<b>0.79%</b>	
Hindalco Industries Limited	0.79%	
<b>Minerals &amp; Mining</b>	<b>0.76%</b>	
NMDC Limited	0.76%	
<b>Leisure Services</b>	<b>0.53%</b>	
Jubilant Foodworks Limited	0.53%	
<b>Realty</b>	<b>0.49%</b>	
Phoenix Mills Limited	0.49%	
<b>Industrial Manufacturing</b>	<b>0.47%</b>	

Issuer	% to Net Assets	Rating
GMM Pfaudler Limited	0.47%	
<b>Financial Technology (Fintech)</b>	<b>0.41%</b>	
One 97 Communications Limited	0.32%	
PB Fintech Limited	0.10%	
<b>Retailing</b>	<b>0.40%</b>	
Vedant Fashions Private Limited	0.39%	
SPENCER'S RETAIL LIMITED	0.01%	
<b>Power</b>	<b>0.36%</b>	
CESC Limited	0.36%	
<b>Construction</b>	<b>0.18%</b>	
Larsen & Toubro Limited	0.18%	
<b>Transport Services</b>	<b>0.16%</b>	
InterGlobe Aviation Limited	0.16%	
<b>Miscellaneous</b>	<b>0.00%</b>	
MAESTROS MEDILINE SYSTEMS LIMITED	0.00%	
Magnasound (I) Limited	0.00%	
Mms Infrastructure Limited	0.00%	
<b>Cash &amp; Current Assets</b>	<b>1.36%</b>	
<b>Total Net Assets</b>	<b>100.00%</b>	

### Investment Performance NAV as on May 31, 2023: ₹ 1172.1200

	Since Inception	5 Years	3 Years	1 Year
<b>Inception - Aug 27,1998</b>				
Aditya Birla Sun Life Flexi Cap Fund	21.20%	10.51%	24.76%	11.65%
Value of Std Investment of ₹ 10,000	1172120	16486	19444	11165
<b>Benchmark - NIFTY 500 TRI</b>				
Value of Std Investment of ₹ 10,000	15.78%	12.35%	27.61%	12.74%
Additional Benchmark - Nifty 50 TRI	377438	17904	20806	11274
Value of Std Investment of ₹ 10,000	14.63%	12.89%	26.02%	12.94%
Value of Std Investment of ₹ 10,000	294775	18344	20037	11294

Past performance may or may not be sustained in future. The above performance is of Regular Plan - Growth Option. Kindly note that different plans have different expense structure. Load and Taxes are not considered for computation of returns. When scheme/additional benchmark returns are not available, they have not been shown. Total Schemes Co-Managed by Fund Managers is 2. Total Schemes managed by Anil Shah is 4. Total Schemes managed by Mr. Dhaval Joshi is 47. Refer annexure on page no. 169-170 to know more on performance of schemes managed by Fund Managers.  
 Note: The exit load (if any) rate levied at the time of redemption/switch-out of units will be the rate prevailing at the time of allotment of the corresponding units. Customers may request for a separate Exit Load Applicability Report by calling our toll free numbers 1800-270-7000 or from any of our Investor Service Centers.

### NAV of Plans / Options (₹)

	Regular Plan	Direct Plan
<b>Growth</b>	1172.1200	1287.6100
<b>IDCW*</b>	123.9800	172.1300

\*Income Distribution cum capital withdrawal

### SIP Performance - Regular Plan - Growth (assuming SIP of ₹ 10000 per month)

Particulars	Since Inception	5 years	3 years	1 Year
<b>Total Amount Invested (₹)</b>	2980000	600000	360000	120000
<b>Market Value of amount Invested</b>	44838112	837404	433926	127586
<b>Scheme Returns (CAGR)</b>	18.14%	13.31%	12.54%	11.99%
<b>NIFTY 500 TRI# (CAGR)</b>	NA	15.49%	15.20%	12.51%
<b>Nifty 50 TRI returns## (CAGR)</b>	14.33%	14.91%	14.70%	12.89%

Date of First Installment: September 01, 1998 & Scheme Inception Date: August 27, 1998. Past Performance may or may not be sustained in future.

#### # Scheme Benchmark, ## Additional Benchmark

For SIP calculations above, the data assumes the investment of ₹ 10000/- on 1st day of every month or the subsequent working day. Load & Taxes are not considered for computation of returns. Performance for IDCW option would assume reinvestment of tax free IDCW declared at the then prevailing NAV. CAGR returns are computed after accounting for the cash flow by using XIRR method (investment internal rate of return). Where Benchmark returns are not available, they have not been shown. **Past performance may or may not be sustained in future.** Returns greater than 1 year period are compounded annualized. IDCW are assumed to be reinvested and bonus is adjusted. Load is not taken into consideration. For SIP returns, monthly investment of equal amounts invested on the 1<sup>st</sup> day of every month has been considered.



## Fund Details

### Investment Objective

The objective of the scheme is to achieve long-term growth of capital, at relatively moderate levels of risk through a diversified research based investment in Large & Midcap companies.

### Fund Manager

Mr. Dhaval Joshi & Mr. Atul Penkar

### Date of Allotment

February 24, 1995

### Benchmark

Nifty Large Midcap 250 TRI

### Managing Fund Since

November 21, 2022 & February 17, 2023

### Experience in Managing the Fund

0.5 Years & 0.3 years

### SIP

Monthly: Minimum ₹ 1,000/-

### Fund Category

Large & Mid Cap Fund

### Investment Style

Large Cap	High	Low	Low
Mid Cap	High	Low	Low
Small Cap	High	Low	Low
	Growth	Value	Blend



### Load Structure (as % of NAV) (Incl. for SIP)

Entry Load	Nil
Exit Load	For redemption/switch-out of units on or before 90 days from the date of allotment: 1.00% of applicable NAV. For redemption / switch-out of units after 90 days from the date of allotment: Nil.

### AUM

Monthly Average AUM	₹ 5041.64	Crores
AUM as on last day	₹ 5118.74	Crores

### Total Expense Ratio (TER)

Regular	1.93%
Direct	1.11%
Including additional expenses and goods and service tax on management fees.	

### Other Parameters

Standard Deviation	16.04%
Sharpe Ratio	1.07
Beta	0.99
Portfolio Turnover	0.50

Note: Standard Deviation, Sharpe Ratio & Beta are calculated on Annualised basis using 3 years history of monthly returns. Risk Free Rate assumed to be 6.4% (FBIL Overnight MIBOR as on 31 May 2023) for calculating Sharpe Ratio

### Application Amount for fresh subscription

₹ 1,000 (plus in multiples of ₹ 1)

### Min. Addl. Investment

₹ 1,000 (plus in multiples of ₹ 1)

## PORTFOLIO

Issuer	% to Net Assets	Rating
<b>Banks</b>	<b>21.63%</b>	
ICICI Bank Limited	7.31%	
HDFC Bank Limited	4.72%	
State Bank of India	4.53%	
Axis Bank Limited	3.04%	
The Federal Bank Limited	1.20%	
IDFC First Bank Limited	0.81%	
<b>IT - Software</b>	<b>9.56%</b>	
Infosys Limited	4.45%	
Coforge Limited	2.29%	
LTI Mindtree Ltd	1.74%	
KPIT Technologies Limited	1.07%	
<b>Auto Components</b>	<b>7.92%</b>	
Schaeffler India Limited	1.35%	
Apollo Tyres Limited	1.28%	
Minda Industries Ltd	1.22%	
Sona BLW Precision Forgings Limited	1.22%	
Craftsman Automation Ltd	1.06%	
Samvardhana Motherson International Limited	0.91%	
Rolex Rings Limited	0.88%	
<b>Chemicals &amp; Petrochemicals</b>	<b>6.65%</b>	
SRF Limited	1.76%	
Atul Limited	1.37%	
Aarti Industries Limited	1.02%	
Anupam Rasayan India Limited	1.00%	
Clean Science & Technology Limited	0.79%	
Navin Fluorine International Limited	0.69%	
<b>Finance</b>	<b>5.17%</b>	
Bajaj Finance Limited	2.00%	
Poonawalla Fincorp Limited	1.24%	
Mahindra & Mahindra Financial Services Limited	1.17%	
Cholamandalam Investment and Finance Company Limited	0.76%	
<b>Consumer Durables</b>	<b>4.95%</b>	
Kajaria Ceramics Limited	1.73%	

Issuer	% to Net Assets	Rating
Titan Company Limited	1.59%	
Crompton Greaves Consumer Electricals Limited	0.98%	
VIP Industries Limited	0.65%	
<b>Petroleum Products</b>	<b>4.10%</b>	
Reliance Industries Limited	4.10%	
<b>Industrial Products</b>	<b>4.05%</b>	
POLYCAB INDIA Limited	2.43%	
Bharat Forge Limited	1.62%	
<b>Cement &amp; Cement Products</b>	<b>3.72%</b>	
JK Cement Limited	2.60%	
The Ramco Cements Limited	1.12%	
<b>Leisure Services</b>	<b>3.41%</b>	
Jubilant Foodworks Limited	1.20%	
The Indian Hotels Company Limited	1.12%	
Devyani International Limited	1.10%	
<b>Aerospace &amp; Defense</b>	<b>3.20%</b>	
MTAR Technologies Limited	1.23%	
Bharat Electronics Limited	1.12%	
Hindustan Aeronautics Limited	0.85%	
<b>Automobiles</b>	<b>3.06%</b>	
TVS Motor Company Limited	1.76%	
Tata Motors Limited	1.29%	
<b>Retailing</b>	<b>2.94%</b>	
Trent Limited	1.24%	
Go Fashion India Limited	1.20%	
FSN E-Commerce Ventures Limited	0.50%	
<b>Pharmaceuticals &amp; Biotechnology</b>	<b>2.94%</b>	
Sun Pharmaceutical Industries Limited	1.60%	
Biocon Limited	1.34%	
<b>Electrical Equipment</b>	<b>2.14%</b>	
ABB India Limited	2.14%	
<b>Telecom - Services</b>	<b>1.54%</b>	
Bharti Airtel Limited	1.54%	
<b>Agricultural Commercial &amp; Construction Vehicles</b>	<b>1.36%</b>	





Issuer	% to Net Assets	Rating
Ashok Leyland Limited	1.36%	
<b>Industrial Manufacturing</b>	<b>1.35%</b>	
Honeywell Automation India Limited	1.35%	
<b>Beverages</b>	<b>1.34%</b>	
United Spirits Limited	1.34%	
<b>Fertilizers &amp; Agrochemicals</b>	<b>1.32%</b>	
PI Industries Litimited	1.32%	
<b>Healthcare Services</b>	<b>1.25%</b>	
Fortis Healthcare Limited	1.25%	
<b>IT - Services</b>	<b>1.01%</b>	
Affle (India) Limited	1.01%	
<b>Realty</b>	<b>0.86%</b>	
Phoenix Mills Limited	0.86%	
<b>Ferrous Metals</b>	<b>0.83%</b>	
Jindal Steel & Power Limited	0.83%	

Issuer	% to Net Assets	Rating
<b>Construction</b>	<b>0.70%</b>	
Kalpataru Power Transmission Limited	0.70%	
<b>Textiles &amp; Apparels</b>	<b>0.54%</b>	
Gokaldas Exports Ltd	0.54%	
<b>Insurance</b>	<b>0.50%</b>	
HDFC Life Insurance Company Limited	0.50%	
<b>Financial Technology (Fintech)</b>	<b>0.40%</b>	
One 97 Communications Limited	0.40%	
<b>Miscellaneous</b>	<b>0.00%</b>	
Dharti Dredging	0.00%	
Isprava Technologies Limited	0.00%	
<b>Cash &amp; Current Assets</b>	<b>1.58%</b>	
<b>Total Net Assets</b>	<b>100.00%</b>	

## Investment Performance NAV as on May 31, 2023: ₹ 626.7200

Inception - Feb 24, 1995	Since Inception	5 Years	3 Years	1 Year
Aditya Birla Sun Life Equity Advantage Fund	16.01%	8.46%	23.56%	9.50%
Value of Std Investment of ₹ 10,000	666723	15014	18886	10950
Benchmark - Nifty Large Midcap 250 TRI	NA	13.40%	30.81%	15.43%
Value of Std Investment of ₹ 10,000	NA	18756	22419	11543
Additional Benchmark - Nifty 50 TRI	12.28%	12.89%	26.02%	12.94%
Value of Std Investment of ₹ 10,000	264630	18344	20037	11294

Past performance may or may not be sustained in future. The above performance is of Regular Plan - Growth Option. Kindly note that different plans have different expense structure. Load and Taxes are not considered for computation of returns. When scheme/additional benchmark returns are not available, they have not been shown. Total Schemes Co-Managed by Fund Managers is 1. Total Schemes managed by Mr. Atul Penkar is 3. Total Schemes managed by Mr. Dhaval Joshi is 47. Refer annexure on page no. 169-170 to know more on performance of schemes managed by Fund Managers.

Note: The exit load (if any) rate levied at the time of redemption/switch-out of units will be the rate prevailing at the time of allotment of the corresponding units. Customers may request for a separate Exit Load Applicability Report by calling our toll free numbers 1800-270-7000 or from any of our Investor Service Centers.

## NAV of Plans / Options (₹)

	Regular Plan	Direct Plan
<b>Growth</b>	626.7200	685.1400
<b>IDCW*</b>	112.0600	169.2900

\*Income Distribution cum capital withdrawal

## SIP Performance - Regular Plan - Growth (assuming SIP of ₹ 10000 per month)

Particulars	Since Inception	5 years	3 years	1 Year
Total Amount Invested (₹)	3400000	600000	360000	120000
Market Value of amount Invested	49352608	797807	414169	127229
Scheme Returns (CAGR)	15.55%	11.35%	9.34%	11.41%
Nifty Large Midcap 250 TRI# (CAGR)	NA	15.45%	15.00%	12.01%
Nifty 50 TRI returns## (CAGR)	13.79%	14.91%	14.70%	12.89%

Date of First Installment: March 01, 1995 & Scheme Inception Date: February 24, 1995. Past Performance may or may not be sustained in future.

# Scheme Benchmark, ## Additional Benchmark

For SIP calculations above, the data assumes the investment of ₹ 10000/- on 1st day of every month or the subsequent working day. Load & Taxes are not considered for computation of returns. Performance for IDCW option would assume reinvestment of tax free IDCW declared at the then prevailing NAV. CAGR returns are computed after accounting for the cash flow by using XIRR method (investment internal rate of return). Where Benchmark returns are not available, they have not been shown. **Past performance may or may not be sustained in future.** Returns greater than 1 year period are compounded annualized. IDCW are assumed to be reinvested and bonus is adjusted. Load is not taken into consideration. For SIP returns, monthly investment of equal amounts invested on the 1<sup>st</sup> day of every month has been considered.



### Fund Details

#### Investment Objective

The objective of the scheme is to achieve long-term growth of capital at relatively moderate levels of risk by making investments in securities of multinational companies through a research based investment approach.

#### Fund Manager

Mr. Chanchal Khandelwal & Mr. Dhaval Joshi

#### Date of Allotment

December 27, 1999

#### Benchmark

Nifty MNC TRI

#### Managing Fund Since

December 28, 2021 & November 21, 2022

#### Experience in Managing the Fund

1.4 years & 0.5 Years

#### SIP

Monthly: Minimum ₹ 1,000/-

#### Fund Category

Sectoral/Thematic

#### Investment Style

Large Cap			
Mid Cap			
Small Cap			
	Growth	Value	Blend



#### Load Structure (as % of NAV) (Incl. for SIP)

Entry Load	Nil
Exit Load	For redemption/switchout of units on or before 90 days from the date of allotment: 1.00% of applicable NAV. For redemption / switch-out of units after 90 days from the date of allotment: Nil.

#### AUM

Monthly Average AUM	₹ 3031.97	Crores
AUM as on last day	₹ 3138.38	Crores

#### Total Expense Ratio (TER)

Regular	2.02%
Direct	1.27%
Including additional expenses and goods and service tax on management fees.	

#### Other Parameters

Standard Deviation	12.61%
Sharpe Ratio	0.39
Beta	0.94
Portfolio Turnover	0.16
<b>Note:</b> Standard Deviation, Sharpe Ratio & Beta are calculated on Annualised basis using 3 years history of monthly returns. Risk Free Rate assumed to be 6.4% (FBIL Overnight MIBOR as on 31 May 2023) for calculating Sharpe Ratio	

#### Application Amount for fresh subscription

₹ 1,000 (plus in multiples of ₹ 1)

#### Min. Addl. Investment

₹ 1,000 (plus in multiples of ₹ 1)

## PORTFOLIO

Issuer	% to Net Assets	Rating
<b>Consumer Durables</b>	<b>8.99%</b>	
Bata India Limited	3.83%	
Kansai Nerolac Paints Limited	2.51%	
Johnson Controls - Hitachi Air Conditioning India Limited	1.53%	
Akzo Nobel India Limited	0.73%	
Whirlpool of India Limited	0.39%	
<b>Pharmaceuticals &amp; Biotechnology</b>	<b>8.29%</b>	
GlaxoSmithKline Pharmaceuticals Limited	3.67%	
Pfizer Limited	3.03%	
Gland Pharma Limited	0.61%	
Sanofi India Limited	0.53%	
J.B. Chemicals & Pharmaceuticals Limited	0.45%	
<b>Auto Components</b>	<b>8.26%</b>	
Schaeffler India Limited	4.58%	
Bosch Limited	2.13%	
Mahindra CIE Automotive Limited	1.09%	
Motherson Sumi Wiring India Limited	0.46%	
<b>Personal Products</b>	<b>7.91%</b>	
Gillette India Limited	4.48%	
Procter & Gamble Hygiene and Health Care Limited	3.42%	
<b>Industrial Manufacturing</b>	<b>6.62%</b>	
Honeywell Automation India Limited	6.62%	
<b>Capital Markets</b>	<b>5.69%</b>	
ICRA Limited	5.69%	
<b>Healthcare Services</b>	<b>5.68%</b>	
Fortis Healthcare Limited	5.68%	
<b>Industrial Products</b>	<b>5.56%</b>	
Cummins India Limited	3.06%	
RHI Magnesita India Limited	1.04%	
Grindwell Norton Limited	1.03%	
SKF India Limited	0.43%	
<b>Fertilizers &amp; Agrochemicals</b>	<b>5.50%</b>	
Bayer Cropsience Limited	5.22%	
Sumitomo Chemical India Limited	0.28%	

Issuer	% to Net Assets	Rating
<b>Diversified FMCG</b>	<b>4.70%</b>	
Hindustan Unilever Limited	4.70%	
<b>Automobiles</b>	<b>4.55%</b>	
Maruti Suzuki India Limited	4.55%	
<b>IT - Software</b>	<b>4.20%</b>	
Coforge Limited	2.96%	
Mphasis Limited	1.24%	
<b>Beverages</b>	<b>4.19%</b>	
United Spirits Limited	2.43%	
United Breweries Limited	1.76%	
<b>Finance</b>	<b>3.44%</b>	
CRISIL Limited	3.07%	
Home First Finance Company India Limited	0.37%	
<b>Leisure Services</b>	<b>3.23%</b>	
Thomas Cook (India) Limited	1.79%	
Sapphire Foods India Ltd	1.44%	
<b>Electrical Equipment</b>	<b>3.01%</b>	
Siemens Limited	1.70%	
ABB India Limited	0.99%	
Schneider Electric Infrastructure Limited	0.19%	
Hitachi Energy India Limited	0.13%	
<b>Food Products</b>	<b>2.28%</b>	
Nestle India Limited	2.28%	
<b>Commercial Services &amp; Supplies</b>	<b>1.44%</b>	
Quess Corp Limited	1.44%	
<b>Agricultural Commercial &amp; Construction Vehicles</b>	<b>1.35%</b>	
Escorts Kubota Limited	1.35%	
<b>Banks</b>	<b>1.04%</b>	
IDFC First Bank Limited	1.04%	
<b>Diversified</b>	<b>0.81%</b>	
3M India Limited	0.81%	
<b>Cement &amp; Cement Products</b>	<b>0.61%</b>	
HeidelbergCement India Limited	0.61%	
<b>Transport Services</b>	<b>0.57%</b>	



Issuer	% to Net Assets	Rating
Blue Dart Express Limited	0.57%	
<b>Chemicals &amp; Petrochemicals</b>	<b>0.30%</b>	
Linde India Limited	0.30%	
<b>Miscellaneous</b>	<b>0.00%</b>	
Jainpur Straw Brd	0.00%	
Maruti Cottex Limited	0.00%	
Sree Jayalashmi Autospin Limited	0.00%	

Issuer	% to Net Assets	Rating
Sri Venkatesha Mill Limited	0.00%	
Visakha Aqua Farm	0.00%	
<b>Cash &amp; Current Assets</b>	<b>1.79%</b>	
<b>Total Net Assets</b>	<b>100.00%</b>	

Investment Performance		NAV as on May 31, 2023: ₹ 941.4900			
<b>Inception - Dec 27, 1999</b>	<b>Since Inception</b>	<b>5 Years</b>	<b>3 Years</b>	<b>1 Year</b>	
Aditya Birla Sun Life MNC Fund	14.93%	4.54%	11.33%	3.93%	
Value of Std Investment of ₹ 10,000	260728	12485	13806	10393	
Benchmark - Nifty MNC TRI	12.90%	9.26%	20.20%	14.63%	
Value of Std Investment of ₹ 10,000	171894	15574	17384	11463	
Additional Benchmark - Nifty 50 TRI	13.10%	12.89%	26.02%	12.94%	
Value of Std Investment of ₹ 10,000	178967	18344	20037	11294	

Past performance may or may not be sustained in future. The above performance is of Regular Plan - Growth Option. Kindly note that different plans have different expense structure. Load and Taxes are not considered for computation of returns. When scheme/additional benchmark returns are not available, they have not been shown. Total Schemes Co-Managed by Fund Managers is 3. Total Schemes managed by Mr. Chanchal Khandelwal is 4. Total Schemes managed by Mr. Dhaval Joshi is 47. Refer annexure on page no. 169-170 to know more on performance of schemes managed by Fund Managers.  
 Note: The exit load (if any) rate levied at the time of redemption/switch-out of units will be the rate prevailing at the time of allotment of the corresponding units. Customers may request for a separate Exit Load Applicability Report by calling our toll free numbers 1800-270-7000 or from any of our Investor Service Centers.

NAV of Plans / Options (₹)		
	<b>Regular Plan</b>	<b>Direct Plan</b>
<b>Growth</b>	941.4900	1031.9500
<b>IDCW<sup>§</sup>:</b>	162.6000	330.1600

<sup>§</sup>Income Distribution cum capital withdrawal

SIP Performance - Regular Plan - Growth (assuming SIP of ₹ 10000 per month)				
<b>Particulars</b>	<b>Since Inception</b>	<b>5 years</b>	<b>3 years</b>	<b>1 Year</b>
Total Amount Invested (₹)	2820000	600000	360000	120000
Market Value of amount Invested	26791591	685073	380903	122728
Scheme Returns (CAGR)	16.24%	5.25%	3.71%	4.26%
Nifty MNC TRI returns# (CAGR)	15.12%	13.54%	14.32%	15.84%
Nifty 50 TRI returns## (CAGR)	14.30%	14.91%	14.70%	12.89%

Date of First Installment: January 01, 2000 & Scheme Inception Date: December 27, 1999. Past Performance may or may not be sustained in future.

# Scheme Benchmark, ## Additional Benchmark

For SIP calculations above, the data assumes the investment of ₹ 10000/- on 1st day of every month or the subsequent working day. Load & Taxes are not considered for computation of returns. Performance for IDCW option would assume reinvestment of tax free IDCW declared at the then prevailing NAV. CAGR returns are computed after accounting for the cash flow by using XIRR method (investment internal rate of return). Where Benchmark returns are not available, they have not been shown. **Past performance may or may not be sustained in future.** Returns greater than 1 year period are compounded annualized. IDCW are assumed to be reinvested and bonus is adjusted. Load is not taken into consideration. For SIP returns, monthly investment of equal amounts invested on the 1<sup>st</sup> day of every month has been considered.



### Fund Details

#### Investment Objective

The investment objective of the scheme is long term growth of capital at controlled level of risk by investing primarily in 'Mid-Cap' Stocks.

#### Fund Manager

Mr. Anil Shah & Mr. Dhaval Joshi

#### Date of Allotment

October 03, 2002

#### Benchmark

NIFTY Midcap 150 TRI

#### Managing Fund Since

April 27, 2020 & November 21, 2022

#### Experience in Managing the Fund

3.1 years & 0.5 Years

#### SIP

Monthly: Minimum ₹ 1,000/-

#### Fund Category

Mid Cap Fund

#### Investment Style

Large Cap			
Mid Cap	■		
Small Cap	■		
	Growth	Value	Blend



#### Load Structure (as % of NAV) (Incl. for SIP)

Entry Load	Nil
Exit Load	For redemption /switchout of units on or before 90 days from the date of allotment: 1.00% of applicable NAV. For redemption / switch-out of units after 90 days from the date of allotment: Nil.

#### AUM

Monthly Average AUM	₹ 3644.98	Crores
AUM as on last day	₹ 3750.76	Crores

#### Total Expense Ratio (TER)

Regular	1.97%
Direct	1.12%
Including additional expenses and goods and service tax on management fees.	

#### Other Parameters

Standard Deviation	15.72%
Sharpe Ratio	1.64
Beta	0.88
Portfolio Turnover	0.18
<b>Note:</b> Standard Deviation, Sharpe Ratio & Beta are calculated on Annualised basis using 3 years history of monthly returns. Risk Free Rate assumed to be 6.4% (FBIL Overnight MIBOR as on 31 May 2023) for calculating Sharpe Ratio	

#### Application Amount for fresh subscription

₹ 1,000 (plus in multiples of ₹ 1)

#### Min. Addl. Investment

₹ 1,000 (plus in multiples of ₹ 1)

## PORTFOLIO

Issuer	% to Net Assets	Rating
<b>Banks</b>	<b>9.22%</b>	
AU Small Finance Bank Limited	2.98%	
The Federal Bank Limited	2.64%	
ICICI Bank Limited	1.93%	
DCB Bank Limited	0.72%	
IndusInd Bank Limited	0.56%	
IDFC First Bank Limited	0.39%	
<b>Industrial Products</b>	<b>9.11%</b>	
AIA Engineering Limited	3.52%	
Cummins India Limited	1.99%	
Bharat Forge Limited	1.69%	
POLYCAB INDIA Limited	1.50%	
Supreme Industries Limited	0.42%	
<b>Finance</b>	<b>8.51%</b>	
Cholamandalam Investment and Finance Company Limited	2.91%	
Cholamandalam Financial Holdings Limited	2.88%	
Mahindra & Mahindra Financial Services Limited	2.26%	
GFL Limited	0.33%	
Aditya Birla Capital Limited	0.14%	
<b>IT - Software</b>	<b>7.20%</b>	
Mphasis Limited	2.72%	
LTI Mindtree Ltd	2.17%	
Co Forge Limited	1.47%	
Birlasoft Limited	0.85%	
<b>Chemicals &amp; Petrochemicals</b>	<b>6.78%</b>	
Gujarat Fluorochemicals Limited	4.16%	
Aarti Industries Limited	1.66%	
Atul Limited	0.59%	
Clean Science & Technology Limited	0.25%	
Tatva Chintan Pharma Chem Limited	0.13%	
<b>Consumer Durables</b>	<b>5.89%</b>	
Crompton Greaves Consumer Electricals Limited	1.96%	
Voltas Limited	1.53%	
Whirlpool of India Limited	0.89%	

Issuer	% to Net Assets	Rating
Kansai Nerolac Paints Limited	0.85%	
Akzo Nobel India Limited	0.65%	
<b>Pharmaceuticals &amp; Biotechnology</b>	<b>4.36%</b>	
Glenmark Pharmaceuticals Limited	2.09%	
Sanofi India Limited	1.29%	
Lupin Limited	0.86%	
Solara Active Pharma Sciences Limited	0.12%	
<b>Healthcare Services</b>	<b>4.26%</b>	
Fortis Healthcare Limited	2.43%	
Apollo Hospitals Enterprise Limited	1.41%	
METROPOLIS HEALTHCARE LIMITED	0.42%	
<b>Auto Components</b>	<b>3.87%</b>	
Sona BLW Precision Forgings Limited	1.13%	
MRF Limited	0.70%	
Endurance Technologies Limited	0.57%	
Exide Industries Limited	0.56%	
Schaeffler India Limited	0.54%	
Sundram Fasteners Limited	0.36%	
<b>Fertilizers &amp; Agrochemicals</b>	<b>2.99%</b>	
Coromandel International Limited	2.99%	
<b>Realty</b>	<b>2.85%</b>	
Phoenix Mills Limited	2.29%	
Godrej Properties Limited	0.57%	
<b>Retailing</b>	<b>2.39%</b>	
Aditya Birla Fashion and Retail Limited	1.19%	
Vedant Fashions Private Limited	1.03%	
FSN E-Commerce Ventures Limited	0.18%	
Textiles & Apparels	2.28%	
K.P.R. Mill Limited	2.28%	
<b>Electrical Equipment</b>	<b>2.24%</b>	
Thermax Limited	1.60%	
Inox Wind Energy Limited	0.64%	
<b>Beverages</b>	<b>2.22%</b>	
Radico Khaitan Limited	1.28%	







Issuer	% to Net Assets	Rating
United Spirits Limited	0.61%	
United Breweries Limited	0.34%	
<b>Leisure Services</b>	<b>2.16%</b>	
The Indian Hotels Company Limited	1.04%	
Jubilant Foodworks Limited	0.64%	
Restaurant Brands Asia Limited	0.47%	
<b>Power</b>	<b>2.09%</b>	
Torrent Power Limited	2.09%	
<b>Aerospace &amp; Defense</b>	<b>2.08%</b>	
Bharat Electronics Limited	2.08%	
<b>Cement &amp; Cement Products</b>	<b>2.03%</b>	
The Ramco Cements Limited	1.21%	
ACC Limited	0.83%	
<b>Industrial Manufacturing</b>	<b>1.73%</b>	
GMM Pfaudler Limited	1.73%	
<b>Ferrous Metals</b>	<b>1.68%</b>	
Jindal Steel & Power Limited	0.97%	
NMDC Steel Ltd	0.45%	
Steel Authority of India Limited	0.26%	
<b>Insurance</b>	<b>1.65%</b>	
Max Financial Services Limited	1.65%	
<b>Personal Products</b>	<b>1.25%</b>	
Emami Limited	1.25%	
<b>Agricultural Commercial &amp; Construction Vehicles</b>	<b>1.17%</b>	
Ashok Leyland Limited	1.17%	

Issuer	% to Net Assets	Rating
<b>Automobiles</b>	<b>1.17%</b>	
TVS Motor Company Limited	1.17%	
<b>Minerals &amp; Mining</b>	<b>1.11%</b>	
NMDC Limited	1.11%	
<b>Entertainment</b>	<b>0.95%</b>	
Sun TV Network Limited	0.95%	
<b>Paper Forest &amp; Jute Products</b>	<b>0.91%</b>	
Century Textiles & Industries Limited	0.91%	
<b>Agricultural Food &amp; other Products</b>	<b>0.79%</b>	
Tata Consumer Products Limited	0.79%	
<b>Transport Services</b>	<b>0.73%</b>	
Container Corporation of India Limited	0.73%	
<b>Construction</b>	<b>0.68%</b>	
Kalpataru Power Transmission Limited	0.68%	
<b>Transport Infrastructure</b>	<b>0.57%</b>	
GMR Infrastructure Limited	0.57%	
<b>Telecom - Services</b>	<b>0.52%</b>	
Bharti Airtel Limited	0.49%	
Bharti Airtel Limited	0.03%	
<b>Food Products</b>	<b>0.40%</b>	
Zyduz Wellness Limited	0.40%	
<b>Cash &amp; Current Assets</b>	<b>2.15%</b>	
<b>Total Net Assets</b>	<b>100.00%</b>	



### Investment Performance

NAV as on May 31, 2023: ₹ 482.4600

	Since Inception	5 Years	3 Years	1 Year
<b>Inception - Oct 03, 2002</b>				
<b>Aditya Birla Sun Life Midcap Fund</b>	20.63%	9.36%	32.25%	10.60%
<b>Value of Std Investment of ₹ 10,000</b>	482460	15643	23165	11060
<b>Benchmark - NIFTY Midcap 150 TRI</b>	NA	14.59%	36.74%	19.81%
<b>Value of Std Investment of ₹ 10,000</b>	NA	19766	25613	11981
<b>Additional Benchmark - Nifty 50 TRI</b>	17.04%	12.89%	26.02%	12.94%
<b>Value of Std Investment of ₹ 10,000</b>	258344	18344	20037	11294

Past performance may or may not be sustained in future. The above performance is of Regular Plan - Growth Option. Kindly note that different plans have different expense structure. Load and Taxes are not considered for computation of returns. When scheme/additional benchmark returns are not available, they have not been shown. Total Schemes Co-Managed by Fund Managers is 2. Total Schemes managed by Mr. Anil Shah is 4. Total Schemes managed by Mr. Dhaval Joshi is 47. Refer annexure on page no. 169-170 to know more on performance of schemes managed by Fund Managers.

Note: The exit load (if any) rate levied at the time of redemption/switch-out of units will be the rate prevailing at the time of allotment of the corresponding units. Customers may request for a separate Exit Load Applicability Report by calling our toll free numbers 1800-270-7000 or from any of our Investor Service Centers.



### NAV of Plans / Options (₹)

	Regular Plan	Direct Plan
<b>Growth</b>	482.4600	527.9000
<b>IDCW*</b>	41.2900	69.2100

\*Income Distribution cum capital withdrawal

### SIP Performance - Regular Plan - Growth (assuming SIP of ₹ 10000 per month)

Particulars	Since Inception	5 years	3 years	1 Year
<b>Total Amount Invested (₹)</b>	2480000	600000	360000	120000
<b>Market Value of amount Invested</b>	18003388	889872	462366	128202
<b>Scheme Returns (CAGR)</b>	16.59%	15.78%	16.98%	12.98%
<b>NIFTY Midcap 150 TRI returns# (CAGR)</b>	NA	20.91%	21.62%	19.58%
<b>Nifty 50 TRI returns## (CAGR)</b>	13.98%	14.91%	14.70%	12.89%

Date of First Installment: November 01, 2002 & Scheme Inception Date: October 03, 2002. Past Performance may or may not be sustained in future.

# Scheme Benchmark, ## Additional Benchmark

For SIP calculations above, the data assumes the investment of ₹ 10000/- on 1st day of every month or the subsequent working day. Load & Taxes are not considered for computation of returns. Performance for IDCW option would assume reinvestment of tax free IDCW declared at the then prevailing NAV. CAGR returns are computed after accounting for the cash flow by using XIRR method (investment internal rate of return). Where Benchmark returns are not available, they have not been shown. Past performance may or may not be sustained in future. Returns greater than 1 year period are compounded annualized. IDCW are assumed to be reinvested and bonus is adjusted. Load is not taken into consideration. For SIP returns, monthly investment of equal amounts invested on the 1<sup>st</sup> day of every month has been considered.





### Fund Details

#### Investment Objective

The objective of the scheme is to achieve long term growth of capital, at commensurate levels of risk through a diversified research based investment in Large, Mid & Small cap companies. The Scheme does not guarantee/indicate any returns. There can be no assurance that the schemes' objectives will be achieved.

#### Fund Manager

Mr. Dhaval Shah, Mr. Harshil Suvamkar & Mr. Dhaval Joshi

#### Date of Allotment

May 07, 2021

#### Benchmark

Nifty 500 Multicap 50:25:25 TRI

#### Managing Fund Since

May 07, 2021 & November 21, 2022

#### Experience in Managing the Fund

2.1 Years & 0.5 Years

#### Fund Category

MultiCap

#### Investment Style

Large Cap			
Mid Cap			
Small Cap			
	Growth	Value	Blend



#### Load Structure (as % of NAV) (Incl. for SIP)

Entry Load	Nil
Exit Load	For redemption/switchout of units on or before 90 days from the date of allotment: 1.00% of applicable NAV. For redemption / switch-out of units after 90 days from the date of allotment: Nil.

#### Application Amount for fresh subscription

₹ 500 (plus in multiples of ₹ 1)

#### Min. Addl. Investment

₹ 500 (plus in multiples of ₹ 1)

#### AUM

Monthly Average AUM	₹ 3821.66	Crores
AUM as on last day	₹ 3893.12	Crores

#### SIP

Monthly: Minimum ₹ 500/-

#### Total Expense Ratio (TER)

Regular	1.88%
Direct	0.58%

Including additional expenses and goods and service tax on management fees.

## PORTFOLIO

Issuer	% to Net Assets	Rating
<b>Banks</b>	<b>19.96%</b>	
ICICI Bank Limited	5.69%	
HDFC Bank Limited	4.64%	
State Bank of India	2.41%	
Axis Bank Limited	2.34%	
The Federal Bank Limited	2.02%	
IndusInd Bank Limited	1.67%	
Bandhan Bank Limited	1.18%	
<b>Consumer Durables</b>	<b>8.47%</b>	
Crompton Greaves Consumer Electricals Limited	1.71%	
VIP Industries Limited	1.67%	
Dixon Technologies (India) Limited	1.51%	
V-Guard Industries Limited	1.49%	
Bata India Limited	1.26%	
Blue Star Limited	0.33%	
Butterfly Gandhimathi Appliances Ltd	0.31%	
Johnson Controls - Hitachi Air Conditioning India Limited	0.19%	
<b>Finance</b>	<b>7.16%</b>	
Poonawalla Fincorp Limited	2.72%	
Cholamandalam Financial Holdings Limited	1.40%	
SBI Cards & Payment Services Limited	1.31%	
Bajaj Finance Limited	1.01%	
Home First Finance Company India Limited	0.73%	
<b>Electrical Equipment</b>	<b>4.73%</b>	
TRIVENI TURBINE LTD	1.80%	
ABB India Limited	1.50%	
Hitachi Energy India Limited	1.43%	
<b>IT - Software</b>	<b>4.27%</b>	
Infosys Limited	2.83%	
Coforge Limited	1.44%	
<b>Pharmaceuticals &amp; Biotechnology</b>	<b>4.15%</b>	
Sun Pharmaceutical Industries Limited	1.48%	
Biocon Limited	1.00%	
Indoco Remedies Limited	0.84%	

Issuer	% to Net Assets	Rating
Ajanta Pharmaceuticals Limited	0.64%	
Aarti Pharamalabs Ltd	0.18%	
<b>Industrial Products</b>	<b>4.15%</b>	
POLYCAB INDIA Limited	2.16%	
Cummins India Limited	1.54%	
Mold-Tek Packaging Limited	0.45%	
<b>Cement &amp; Cement Products</b>	<b>3.97%</b>	
UltraTech Cement Limited	1.63%	
J.K. Lakshmi Cement Limited	1.24%	
JK Cement Limited	1.10%	
<b>Chemicals &amp; Petrochemicals</b>	<b>3.13%</b>	
Vinati Organics Limited	1.41%	
Anupam Rasayan India Limited	1.28%	
Aarti Industries Limited	0.43%	
<b>Healthcare Services</b>	<b>3.06%</b>	
Fortis Healthcare Limited	1.72%	
Syngene International Limited	1.06%	
Global Health Ltd/India	0.27%	
<b>Construction</b>	<b>3.05%</b>	
Larsen & Toubro Limited	1.94%	
Ahluwalia Contracts (India) Limited	1.11%	
<b>Automobiles</b>	<b>2.95%</b>	
Mahindra & Mahindra Limited	1.49%	
Tata Motors Limited	1.46%	
<b>Food Products</b>	<b>2.87%</b>	
Britannia Industries Limited	1.44%	
Zydrus Wellness Limited	0.85%	
Dodla Dairy Limited	0.58%	
<b>Auto Components</b>	<b>2.86%</b>	
Craftsman Automation Ltd	1.60%	
Sona BLW Precision Forgings Limited	1.26%	
<b>Leisure Services</b>	<b>2.84%</b>	
The Indian Hotels Company Limited	1.42%	
Jubilant Foodworks Limited	1.42%	



Issuer	% to Net Assets	Rating
<b>Beverages</b>	<b>2.77%</b>	
United Spirits Limited	1.49%	
United Breweries Limited	1.28%	
<b>Telecom - Services</b>	<b>2.19%</b>	
Bharti Airtel Limited	2.19%	
<b>Retailing</b>	<b>1.89%</b>	
Go Fashion India Limited	0.61%	
FSN E-Commerce Ventures Limited	0.46%	
Medplus Health Services Limited	0.43%	
Vedant Fashions Private Limited	0.39%	
<b>Industrial Manufacturing</b>	<b>1.65%</b>	
Kaynes Technology India Ltd	0.88%	
GMM Pfaudler Limited	0.78%	
<b>Realty</b>	<b>1.60%</b>	
Brigade Enterprises Limited	1.60%	
<b>IT - Services</b>	<b>1.57%</b>	
Cyient Limited	1.57%	
<b>Agricultural Commercial &amp; Construction Vehicles</b>	<b>1.31%</b>	
Ashok Leyland Limited	1.31%	

Issuer	% to Net Assets	Rating
<b>Transport Services</b>	<b>1.28%</b>	
Gateway Distriparks Limited	0.85%	
Mahindra Logistics Limited	0.43%	
<b>Insurance</b>	<b>1.22%</b>	
SBI Life Insurance Company Limited	1.22%	
Entertainment	1.19%	
PVR Limited	1.19%	
<b>Non - Ferrous Metals</b>	<b>1.07%</b>	
Hindalco Industries Limited	1.07%	
<b>Power</b>	<b>1.00%</b>	
NTPC Limited	1.00%	
<b>Transport Infrastructure</b>	<b>0.91%</b>	
Dreamfolks Services Ltd	0.91%	
<b>Petroleum Products</b>	<b>0.88%</b>	
Reliance Industries Limited	0.88%	
<b>Paper Forest &amp; Jute Products</b>	<b>0.48%</b>	
Century Textiles & Industries Limited	0.48%	
<b>Cash &amp; Current Assets</b>	<b>1.38%</b>	
<b>Total Net Assets</b>	<b>100.00%</b>	

Investment Performance		NAV as on May 31, 2023: ₹ 13.0300			
<b>Inception - May 07, 2021</b>					
Aditya Birla Sun Life Multi-Cap Fund	Since Inception	5 Years	3 Years	1 Year	
Value of Std Investment of ₹ 10,000	13.67%	NA	NA	12.62%	
Benchmark - NIFTY 500 Multicap 50:25:25 TRI	13030	NA	NA	11262	
Value of Std Investment of ₹ 10,000	14.23%	NA	NA	14.35%	
Additional Benchmark - Nifty 50 TRI	13164	NA	NA	11435	
Value of Std Investment of ₹ 10,000	12.83%	NA	NA	12.94%	
	12833	NA	NA	11294	

Past performance may or may not be sustained in future. The above performance is of Regular Plan - Growth Option. Kindly note that different plans have different expense structure. Load and Taxes are not considered for computation of returns. When scheme/additional benchmark returns are not available, they have not been shown. Total Schemes Co-Managed by Fund Managers is 3. Total Schemes managed by Mr. Dhaval Shah is 6. Total Schemes managed by Mr. Harshil Suvankar is 13. Total Schemes managed by Mr. Dhaval Joshi is 47. Refer annexure on page no. 169-170 to know more on performance of schemes managed by Fund Managers.

Note: The exit load (if any) rate levied at the time of redemption/switch-out of units will be the rate prevailing at the time of allotment of the corresponding units. Customers may request for a separate Exit Load Applicability Report by calling our toll free numbers 1800-270-7000 or from any of our Investor Service Centers.

NAV of Plans / Options (₹)		
	<b>Regular Plan</b>	<b>Direct Plan</b>
<b>Growth</b>	13.0300	13.4900
<b>IDCW*</b>	13.0300	13.4900

\*Income Distribution cum capital withdrawal

SIP Performance - Regular Plan - Growth (assuming SIP of ₹ 10000 per month)				
<b>Particulars</b>	<b>Since Inception</b>	<b>5 years</b>	<b>3 years</b>	<b>1 Year</b>
Total Amount Invested (₹)	250000	NA	NA	120000
Market Value of amount Invested	273805	NA	NA	129236
Scheme Returns (CAGR)	8.68%	NA	NA	14.65%
NIFTY 500 Multicap 50:25:25 TRI returns# (CAGR)	9.47%	NA	NA	14.67%
Nifty 50 TRI returns## (CAGR)	9.08%	NA	NA	12.89%

Date of First Installment: May 07, 2021 & Scheme Inception Date: June 01, 2021. Past Performance may or may not be sustained in future.

# Scheme Benchmark, ## Additional Benchmark

For SIP calculations above, the data assumes the investment of ₹ 10000/- on 1st day of every month or the subsequent working day. Load & Taxes are not considered for computation of returns. Performance for IDCW option would assume reinvestment of tax free IDCW declared at the then prevailing NAV. CAGR returns are computed after accounting for the cash flow by using XIRR method (investment internal rate of return). Where Benchmark returns are not available, they have not been shown. Past performance may or may not be sustained in future. Returns greater than 1 year period are compounded annualized. IDCW are assumed to be reinvested and bonus is adjusted. Load is not taken into consideration. For SIP returns, monthly investment of equal amounts invested on the 1<sup>st</sup> day of every month has been considered.





## Fund Details

### Investment Objective

The Scheme seeks to generate consistent long-term capital appreciation by investing predominantly in equity and equity related securities of Small cap companies.

### Fund Manager

Mr. Vishal Gajwani & Mr. Dhaval Joshi

### Date of Allotment

May 31, 2007

### Benchmark

S&P BSE 250 SmallCap TRI

### Managing Fund Since

October 04, 2022 & November 21, 2022

### Experience in Managing the Fund

0.7 years & 0.5 Years

### SIP

Monthly: Minimum ₹ 1,000/-

### Fund Category

Small cap Fund

### Investment Style

Large Cap			
Mid Cap			
Small Cap			
	Growth	Value	Blend



### Load Structure (as % of NAV) (Incl. for SIP)

Entry Load	Nil
Exit Load	For redemption /switchout of units on or before 90 days from the date of allotment: 1.00% of applicable NAV. For redemption / switch-out of units after 90 days from the date of allotment: Nil.

### AUM

Monthly Average AUM	₹ 3186.97	Crores
AUM as on last day	₹ 3314.00	Crores

### Total Expense Ratio (TER)

Regular	1.96%
Direct	0.93%

Including additional expenses and goods and service tax on management fees.

### Other Parameters

Standard Deviation	18.65%
Sharpe Ratio	1.62
Beta	0.89
Portfolio Turnover	0.35

Note: Standard Deviation, Sharpe Ratio & Beta are calculated on Annualised basis using 3 years history of monthly returns. Risk Free Rate assumed to be 6.4% (FBIL Overnight MIBOR as on 31 May 2023) for calculating Sharpe Ratio

### Application Amount for fresh subscription

₹ 1,000 (plus in multiples of ₹ 1)

### Min. Addl. Investment

₹ 1,000 (plus in multiples of ₹ 1)

## PORTFOLIO

Issuer	% to Net Assets	Rating
<b>Consumer Durables</b>	<b>9.40%</b>	
VIP Industries Limited	1.94%	
Campus Activewear Limited	1.80%	
Kajaria Ceramics Limited	1.48%	
Stylam Industries Ltd	0.90%	
V-Guard Industries Limited	0.76%	
Butterfly Gandhimathi Appliances Ltd	0.63%	
Symphony Limited	0.50%	
Amber Enterprises India Limited	0.45%	
Orient Electric Ltd.	0.37%	
Elin Electronics Ltd	0.25%	
IFB Industries Limited	0.24%	
Johnson Controls - Hitachi Air Conditioning India Limited	0.10%	
<b>Finance</b>	<b>9.08%</b>	
Cholamandalam Financial Holdings Limited	2.59%	
Poonawalla Fincorp Limited	1.53%	
Fusion Micro Finance Ltd	1.47%	
Satin Creditcare Network Limited	0.95%	
Home First Finance Company India Limited	0.93%	
Repco Home Finance Limited	0.86%	
Ujivan Financial Services Limited	0.58%	
BEML Land Assets Ltd	0.16%	
<b>Auto Components</b>	<b>8.70%</b>	
Craftsman Automation Ltd	1.91%	
Rolex Rings Limited	1.42%	
Sona BLW Precision Forgings Limited	1.37%	
Sundram Fasteners Limited	1.31%	
Endurance Technologies Limited	0.98%	
Minda Corporation Limited	0.84%	
SJS Enterprises Pvt Limited	0.49%	
Pricol Limited	0.37%	
<b>Banks</b>	<b>7.18%</b>	
Axis Bank Limited	1.91%	
Bandhan Bank Limited	1.32%	

Issuer	% to Net Assets	Rating
The Federal Bank Limited	0.85%	
RBL Bank Limited	0.76%	
IDFC First Bank Limited	0.74%	
Bank of India	0.64%	
Ujivan Small Finance Bank Limited	0.51%	
City Union Bank Limited	0.44%	
<b>IT - Software</b>	<b>4.65%</b>	
Birlasoft Limited	1.40%	
Sonata Software Limited	0.96%	
Rategain Travel Technologies Limited	0.83%	
CE Info Systems Limited	0.77%	
Persistent Systems Limited	0.68%	
<b>Electrical Equipment</b>	<b>4.39%</b>	
Hitachi Energy India Limited	2.59%	
TRIVENI TURBINE LTD	1.80%	
<b>Industrial Products</b>	<b>4.21%</b>	
Prince Pipes & Fittings Limited	1.68%	
Kirloskar Pneumatic Co Ltd	1.07%	
RHI Magnesita India Limited	1.01%	
IFGL Refractories Limited	0.44%	
<b>Cement &amp; Cement Products</b>	<b>3.60%</b>	
JK Cement Limited	3.35%	
Orient Cement Limited	0.24%	
<b>Chemicals &amp; Petrochemicals</b>	<b>3.36%</b>	
Clean Science & Technology Limited	1.25%	
Navin Fluorine International Limited	1.25%	
AETHER INDUSTRIES LTD	0.36%	
Aarti Industries Limited	0.27%	
Gulshan Polyols Limited	0.24%	
<b>Food Products</b>	<b>2.84%</b>	
Avanti Feeds Limited	1.19%	
Bikaji Foods International Ltd	0.99%	
Dodla Dairy Limited	0.65%	
Textiles & Apparels	2.73%	



Issuer	% to Net Assets	Rating
Gokaldas Exports Ltd	1.45%	
Welspun India Limited	1.29%	
<b>Retailing</b>	<b>2.63%</b>	
Go Fashion India Limited	2.27%	
V-Mart Retail Limited	0.36%	
<b>Realty</b>	<b>2.61%</b>	
Brigade Enterprises Limited	1.12%	
Sobha Limited	0.62%	
KEYSTONE REALTORS LIMITED	0.58%	
Sunteck Realty Limited	0.30%	
<b>Construction</b>	<b>2.32%</b>	
PNC Infratech Limited	1.42%	
Kalpataru Power Transmission Limited	0.90%	
<b>Pharmaceuticals &amp; Biotechnology</b>	<b>2.11%</b>	
Indoco Remedies Limited	0.77%	
Sanofi India Limited	0.68%	
Eris Lifesciences Limited	0.66%	
<b>Industrial Manufacturing</b>	<b>2.08%</b>	
Tega Industries Limited	1.30%	
GMM Pfaudler Limited	0.78%	
<b>IT - Services</b>	<b>1.98%</b>	
Cyient Limited	1.16%	
eMUDHRA LTD	0.82%	
<b>Transport Services</b>	<b>1.97%</b>	
Gateway Distriparks Limited	0.69%	
Mahindra Logistics Limited	0.68%	
Container Corporation of India Limited	0.61%	
<b>Agricultural Food &amp; other Products</b>	<b>1.89%</b>	
CCL Products (India) Limited	1.53%	
Balrampur Chini Mills Limited	0.36%	
<b>Transport Infrastructure</b>	<b>1.86%</b>	
Dreamfolks Services Ltd	1.86%	
<b>Agricultural Commercial &amp; Construction Vehicles</b>	<b>1.71%</b>	

Issuer	% to Net Assets	Rating
BEML Limited	0.93%	
Ashok Leyland Limited	0.78%	
<b>Healthcare Services</b>	<b>1.69%</b>	
Fortis Healthcare Limited	0.92%	
Rainbow Childrens Medicare Limited	0.77%	
<b>Beverages</b>	<b>1.66%</b>	
Radico Khaitan Limited	1.22%	
Sula Vineyards Ltd	0.45%	
<b>Entertainment</b>	<b>1.58%</b>	
PVR Limited	1.18%	
NAZARA TECHNOLOGIES LTD	0.41%	
<b>Aerospace &amp; Defense</b>	<b>1.38%</b>	
MTAR Technologies Limited	1.38%	
<b>Commercial Services &amp; Supplies</b>	<b>1.26%</b>	
CMS Info Systems Limited	1.26%	
<b>Leisure Services</b>	<b>1.11%</b>	
Restaurant Brands Asia Limited	0.65%	
Chalet Hotels Limited	0.46%	
<b>Paper Forest &amp; Jute Products</b>	<b>0.83%</b>	
Century Textiles & Industries Limited	0.83%	
<b>Automobiles</b>	<b>0.54%</b>	
Landmark Cars Ltd	0.54%	
Healthcare Equipment & Supplies	0.42%	
Tarsons Products Limited	0.42%	
<b>Financial Technology (Fintech)</b>	<b>0.41%</b>	
PB Fintech Limited	0.41%	
<b>Ferrous Metals</b>	<b>0.38%</b>	
Shyam Metals & Energy Limited	0.38%	
<b>Capital Markets</b>	<b>0.24%</b>	
Anand Rathi Wealth Limited	0.24%	
<b>Cash &amp; Current Assets</b>	<b>7.21%</b>	
<b>Total Net Assets</b>	<b>100.00%</b>	

Investment Performance		NAV as on May 31, 2023: ₹ 56.3965			
<b>Inception - May 31, 2007</b>					
<b>Aditya Birla Sun Life Small Cap Fund</b>	Since Inception	5 Years	3 Years	1 Year	
<b>Value of Std Investment of ₹ 10,000</b>	56397	13842	25522	11726	
<b>Benchmark - S&amp;P BSE 250 SmallCap TRI</b>	8.92%	10.91%	42.43%	18.52%	
<b>Value of Std Investment of ₹ 10,000</b>	39297	16791	28950	11852	
<b>Additional Benchmark - Nifty 50 TRI</b>	10.87%	12.89%	26.02%	12.94%	
<b>Value of Std Investment of ₹ 10,000</b>	52175	18344	20037	11294	

Past performance may or may not be sustained in future. The above performance is of Regular Plan - Growth Option. Kindly note that different plans have different expense structure. Load and Taxes are not considered for computation of returns. When scheme/additional benchmark returns are not available, they have not been shown. Total Schemes Co-Managed by Fund Managers is 1. Total Schemes managed by Mr. Vishal Gajwani is 2. Total Schemes managed by Mr. Dhaval Joshi is 47. Refer annexure on page no. 169-170 to know more on performance of schemes managed by Fund Managers.  
 Note: The exit load (if any) rate levied at the time of redemption/switch-out of units will be the rate prevailing at the time of allotment of the corresponding units. Customers may request for a separate Exit Load Applicability Report by calling our toll free numbers 1800-270-7000 or from any of our Investor Service Centers.

NAV of Plans / Options (₹)		
	<b>Regular Plan</b>	<b>Direct Plan</b>
<b>Growth</b>	56.3965	62.6606
<b>IDCW*</b>	28.6325	53.9523

\*Income Distribution cum capital withdrawal

SIP Performance - Regular Plan - Growth (assuming SIP of ₹ 10000 per month)				
<b>Particulars</b>	<b>Since Inception</b>	<b>5 years</b>	<b>3 years</b>	<b>1 Year</b>
<b>Total Amount Invested (₹)</b>	1930000	600000	360000	120000
<b>Market Value of amount Invested</b>	6641717	899777	472097	132703
<b>Scheme Returns (CAGR)</b>	13.98%	16.23%	18.46%	20.30%
<b>S&amp;P BSE 250 SmallCap TRI returns# (CAGR)</b>	12.12%	20.74%	22.61%	20.47%
<b>Nifty 50 TRI returns## (CAGR)</b>	12.38%	14.91%	14.70%	12.89%

Date of First Installment: June 01, 2007 & Scheme Inception Date: May 31, 2007. Past Performance may or may not be sustained in future.

# Scheme Benchmark, ## Additional Benchmark

For SIP calculations above, the data assumes the investment of ₹ 10000/- on 1st day of every month or the subsequent working day. Load & Taxes are not considered for computation of returns. Performance for IDCW option would assume reinvestment of tax free IDCW declared at the then prevailing NAV. CAGR returns are computed after accounting for the cash flow by using XIRR method (investment internal rate of return). Where Benchmark returns are not available, they have not been shown. **Past performance may or may not be sustained in future.** Returns greater than 1 year period are compounded annualized. IDCW are assumed to be reinvested and bonus is adjusted. Load is not taken into consideration. For SIP returns, monthly investment of equal amounts invested on the 1<sup>st</sup> day of every month has been considered.







### Fund Details

#### Investment Objective

The Scheme seeks to generate consistent long-term capital appreciation by investing predominantly in equity and equity related securities by following value investing strategy.

#### Fund Manager

Mr. Kunal Sangoi & Mr. Dhaval Joshi

#### Date of Allotment

March 27, 2008

#### Benchmark

Nifty 500 TRI

#### Managing Fund Since

September 22, 2022 & November 21, 2022

#### Experience in Managing the Fund

0.7 years & 0.5 Years

#### SIP

Monthly: Minimum ₹ 1,000/-

#### Fund Category

Value Fund

#### Investment Style

Large Cap			
Mid Cap			
Small Cap			
	Growth	Value	Blend



#### Load Structure (as % of NAV) (Incl. for SIP)

Entry Load	Nil
Exit Load	For redemption/switchout of units on or before 90 days from the date of allotment: 1.00% of applicable NAV. For redemption / switch-out of units after 90 days from the date of allotment: Nil.

#### AUM

Monthly Average AUM	₹ 4083.80	Crores
AUM as on last day	₹ 4159.72	Crores

#### Total Expense Ratio (TER)

Regular	1.95%
Direct	1.08%
Including additional expenses and goods and service tax on management fees.	

#### Other Parameters

Standard Deviation	17.60%
Sharpe Ratio	1.32
Beta	1.05
Portfolio Turnover	0.65
<b>Note:</b> Standard Deviation, Sharpe Ratio & Beta are calculated on Annualised basis using 3 years history of monthly returns. Risk Free Rate assumed to be 6.4% (FBIL Overnight MIBOR as on 31 May 2023) for calculating Sharpe Ratio	

#### Application Amount for fresh subscription

₹ 1,000 (plus in multiples of ₹ 1)

#### Min. Addl. Investment

₹ 1,000 (plus in multiples of ₹ 1)

## PORTFOLIO

Issuer	% to Net Assets	Rating
<b>● Banks</b>	<b>20.90%</b>	
State Bank of India	5.49%	
ICICI Bank Limited	4.60%	
Axis Bank Limited	2.67%	
The Federal Bank Limited	2.51%	
Bandhan Bank Limited	1.43%	
Bank of India	1.22%	
IDFC First Bank Limited	1.18%	
Punjab National Bank	1.03%	
City Union Bank Limited	0.78%	
<b>● IT - Software</b>	<b>13.20%</b>	
Infosys Limited	4.59%	
LTIMindtree Ltd	2.80%	
HCL Technologies Limited	1.84%	
Birlasoft Limited	1.74%	
Tech Mahindra Limited	1.51%	
Persistent Systems Limited	0.72%	
<b>● Industrial Products</b>	<b>8.50%</b>	
Ramkrishna Forgings Limited	3.84%	
WELSPUN CORP LIMITED	2.43%	
Carborundum Universal Limited	2.24%	
<b>● Pharmaceuticals &amp; Biotechnology</b>	<b>5.53%</b>	
Sun Pharmaceutical Industries Limited	2.41%	
Granules India Limited	1.73%	
Strides Pharma Science Limited	1.40%	
<b>● Cement &amp; Cement Products</b>	<b>5.09%</b>	
Dalmia Bharat Limited	1.74%	
Ambuja Cements Limited	1.65%	
Orient Cement Limited	1.34%	
J.K. Lakshmi Cement Limited	0.36%	
<b>● Finance</b>	<b>5.08%</b>	
Poonawalla Fincorp Limited	2.02%	
Mahindra & Mahindra Financial Services Limited	1.83%	
Power Finance Corporation Limited	1.23%	

Issuer	% to Net Assets	Rating
<b>● Auto Components</b>	<b>4.83%</b>	
Minda Corporation Limited	2.62%	
Pricol Limited	1.73%	
Craftsman Automation Ltd	0.48%	
<b>● Petroleum Products</b>	<b>3.32%</b>	
Reliance Industries Limited	2.49%	
Hindustan Petroleum Corporation Limited	0.83%	
<b>● Construction</b>	<b>3.19%</b>	
Larsen & Toubro Limited	1.78%	
Kalpataru Power Transmission Limited	1.41%	
<b>● Industrial Manufacturing</b>	<b>2.72%</b>	
Honeywell Automation India Limited	1.85%	
Praj Industries Limited	0.87%	
<b>● Realty</b>	<b>2.57%</b>	
Oberoi Realty Limited	1.08%	
DLF Limited	0.84%	
Sobha Limited	0.65%	
<b>● Ferrous Metals</b>	<b>2.55%</b>	
Jindal Steel & Power Limited	1.31%	
Tata Steel Limited	1.11%	
NMDC Steel Ltd	0.13%	
<b>● Chemicals &amp; Petrochemicals</b>	<b>2.43%</b>	
Anupam Rasayan India Limited	0.90%	
IG Petrochemicals limited	0.58%	
Gulshan Polyols Limited	0.49%	
Gujarat Narmada Valley Fertilizers and Chemicals Limited	0.47%	
<b>● Power</b>	<b>2.14%</b>	
NTPC Limited	1.12%	
NLC India Limited	0.90%	
JSW Energy Limited	0.12%	
<b>● Diversified FMCG</b>	<b>1.97%</b>	
ITC Limited	1.97%	
<b>● Agricultural Food &amp; other Products</b>	<b>1.81%</b>	
Balrampur Chini Mills Limited	1.45%	





Issuer	% to Net Assets	Rating
Nath Bio-Genes (India) Limited	0.35%	
<b>Aerospace &amp; Defense</b>	<b>1.53%</b>	
MTAR Technologies Limited	0.90%	
Hindustan Aeronautics Limited	0.63%	
<b>Agricultural Commercial &amp; Construction Vehicles</b>	<b>1.21%</b>	
Ashok Leyland Limited	1.21%	
<b>Insurance</b>	<b>1.18%</b>	
SBI Life Insurance Company Limited	0.83%	
ICICI Prudential Life Insurance Company Limited	0.35%	
<b>Capital Markets</b>	<b>1.03%</b>	
Multi Commodity Exchange of India Limited	1.03%	
<b>Automobiles</b>	<b>0.99%</b>	
Hero MotoCorp Limited	0.99%	
<b>Telecom - Services</b>	<b>0.96%</b>	
Tata Communications Limited	0.96%	
<b>Commercial Services &amp; Supplies</b>	<b>0.92%</b>	
Security and Intelligence Services (India) Limited	0.81%	
Radiant Cash Management Services Ltd	0.11%	
<b>Paper Forest &amp; Jute Products</b>	<b>0.87%</b>	

Issuer	% to Net Assets	Rating
Tamil Nadu Newsprint & Papers Limited	0.87%	
<b>Leisure Services</b>	<b>0.79%</b>	
Chalet Hotels Limited	0.79%	
<b>Fertilizers &amp; Agrochemicals</b>	<b>0.71%</b>	
UPL Limited	0.71%	
<b>Textiles &amp; Apparels</b>	<b>0.71%</b>	
Gokaldas Exports Ltd	0.71%	
<b>Retailing</b>	<b>0.62%</b>	
Aditya Birla Fashion and Retail Limited	0.62%	
<b>Gas</b>	<b>0.38%</b>	
GAIL (India) Limited	0.38%	
<b>Entertainment</b>	<b>0.23%</b>	
Hathway Cable & Datacom Limited	0.23%	
<b>Consumer Durables</b>	<b>0.05%</b>	
Orient Electric Ltd.	0.05%	
<b>Cash &amp; Current Assets</b>	<b>2.00%</b>	
<b>Total Net Assets</b>	<b>100.00%</b>	

### Investment Performance NAV as on May 31, 2023: ₹ 78.8362

	Since Inception	5 Years	3 Years	1 Year
<b>Inception - Mar 27, 2008</b>				
Aditya Birla Sun Life Pure Value Fund	14.56%	5.48%	29.67%	19.13%
Value of Std Investment of ₹ 10,000	78836	13058	21832	11913
Benchmark - Nifty 500 TRI	10.98%	12.35%	27.61%	12.74%
Value of Std Investment of ₹ 10,000	48653	17904	20806	11274
Additional Benchmark - Nifty 50 TRI	10.57%	12.89%	26.02%	12.94%
Value of Std Investment of ₹ 10,000	46021	18344	20037	11294

Past performance may or may not be sustained in future. The above performance is of Regular Plan - Growth Option. Kindly note that different plans have different expense structure. Load and Taxes are not considered for computation of returns. When scheme/additional benchmark returns are not available, they have not been shown. Total Schemes Co-Managed by Fund Managers is 3. Total Schemes managed by Mr. Kunal Sangoi is 3. Total Schemes managed by Mr. Dhaval Joshi is 47. Refer annexure on page no. 169-170 to know more on performance of schemes managed by Fund Managers.  
 Note: The exit load (if any) rate levied at the time of redemption/switch-out of units will be the rate prevailing at the time of allotment of the corresponding units. Customers may request for a separate Exit Load Applicability Report by calling our toll free numbers 1800-270-7000 or from any of our Investor Service Centers.

### NAV of Plans / Options (₹)

	Regular Plan	Direct Plan
<b>Growth</b>	78.8362	87.1478
<b>IDCW*</b>	31.9674	57.2851

\*Income Distribution cum capital withdrawal

### SIP Performance - Regular Plan - Growth (assuming SIP of ₹ 10000 per month)

Particulars	Since Inception	5 years	3 years	1 Year
<b>Total Amount Invested (₹)</b>	1830000	600000	360000	120000
<b>Market Value of amount Invested</b>	6088656	859412	463335	132648
<b>Scheme Returns (CAGR)</b>	14.41%	14.36%	17.13%	20.21%
<b>Nifty 500 TRI returns# (CAGR)</b>	13.20%	15.49%	15.20%	12.51%
<b>Nifty 50 TRI returns## (CAGR)</b>	12.76%	14.91%	14.70%	12.89%

Date of First Installment: April 01, 2008 & Scheme Inception Date: March 27, 2008. Past Performance may or may not be sustained in future.

# Scheme Benchmark, ## Additional Benchmark

For SIP calculations above, the data assumes the investment of ₹ 10000/- on 1st day of every month or the subsequent working day. Load & Taxes are not considered for computation of returns. Performance for IDCW option would assume reinvestment of tax free IDCW declared at the then prevailing NAV. CAGR returns are computed after accounting for the cash flow by using XIRR method (investment internal rate of return). Where Benchmark returns are not available, they have not been shown. Past performance may or may not be sustained in future. Returns greater than 1 year period are compounded annualized. IDCW are assumed to be reinvested and bonus is adjusted. Load is not taken into consideration. For SIP returns, monthly investment of equal amounts invested on the 1<sup>st</sup> day of every month has been considered.





## Fund Details

### Investment Objective

The primary investment objective of the Schemes is to generate long-term capital appreciation to unit holders from a portfolio that is invested predominantly in equity and equity related securities of companies engaged in Manufacturing activity. The Scheme does not guarantee/indicate any returns. There can be no assurance that the scheme objectives will be achieved.

### Fund Manager

Mr. Anil Shah

### Date of Allotment

January 31, 2015

### Benchmark

S&P BSE India Manufacturing TRI

### Managing Fund Since

January 31, 2015

### Experience in Managing the Fund

8.3 years

### Fund Category

Sectoral/Thematic

### Investment Style

Large Cap	High	Low	Low
Mid Cap	High	Low	Low
Small Cap	High	Low	Low
	Growth	Value	Blend



### Load Structure (as % of NAV) (Incl. for SIP)

Entry Load	Nil
Exit Load	For redemption /switchout of units on or before 90 days from the date of allotment: 1.00% of applicable NAV. For redemption / switch-out of units after 90 days from the date of allotment: Nil.

### AUM

Monthly Average AUM	₹ 637.95	Crores
AUM as on last day	₹ 651.28	Crores

### Total Expense Ratio (TER)

Regular	2.47%
Direct	1.59%
Including additional expenses and goods and service tax on management fees.	

### SIP

Monthly: Minimum ₹ 1,000/-

### Other Parameters

Standard Deviation	14.02%
Sharpe Ratio	0.99
Beta	0.93
Portfolio Turnover	0.21

Note: Standard Deviation, Sharpe Ratio & Beta are calculated on Annualised basis using 3 years history of monthly returns. Risk Free Rate assumed to be 6.4% (FBIL Overnight MIBOR as on 31 May 2023) for calculating Sharpe Ratio

### Application Amount for fresh subscription

₹ 1,000 (plus in multiples of ₹ 1)

### Min. Addl. Investment

₹ 1,000 (plus in multiples of ₹ 1)

## PORTFOLIO

Issuer	% to Net Assets	Rating
<b>Consumer Durables</b>	<b>12.83%</b>	
Asian Paints Limited	3.92%	
Titan Company Limited	3.47%	
Voltas Limited	3.03%	
Hindware Home Innovation Limited	1.65%	
Kansai Nerolac Paints Limited	0.76%	
<b>Industrial Products</b>	<b>10.15%</b>	
AIA Engineering Limited	3.76%	
Cummins India Limited	3.06%	
Bharat Forge Limited	1.94%	
Greaves Cotton Limited	1.06%	
AGI Greenpac Limited	0.33%	
<b>Pharmaceuticals &amp; Biotechnology</b>	<b>8.38%</b>	
Sun Pharmaceutical Industries Limited	2.30%	
Glenmark Pharmaceuticals Limited	1.84%	
Strides Pharma Science Limited	1.71%	
Mankind Pharma Ltd	1.20%	
Aarti Pharamalabs Ltd	0.54%	
Cipla Limited	0.44%	
Solara Active Pharma Sciences Limited	0.35%	
<b>Diversified FMCG</b>	<b>7.68%</b>	
ITC Limited	4.10%	
Hindustan Unilever Limited	3.58%	
<b>Beverages</b>	<b>7.39%</b>	
United Breweries Limited	3.31%	
Radico Khaitan Limited	2.26%	
United Spirits Limited	1.83%	
<b>Petroleum Products</b>	<b>6.95%</b>	
Reliance Industries Limited	6.95%	
<b>Aerospace &amp; Defense</b>	<b>6.46%</b>	
Bharat Electronics Limited	6.46%	
<b>Automobiles</b>	<b>6.35%</b>	
Mahindra & Mahindra Limited	3.04%	
Eicher Motors Limited	1.66%	
Maruti Suzuki India Limited	1.65%	

Issuer	% to Net Assets	Rating
<b>Ferrous Metals</b>	<b>6.05%</b>	
Tata Steel Limited	3.83%	
Shyam Metals & Energy Limited	1.69%	
NMDC Steel Ltd	0.53%	
<b>Industrial Manufacturing</b>	<b>3.32%</b>	
GMM Pfaudler Limited	3.32%	
<b>Cement &amp; Cement Products</b>	<b>3.22%</b>	
HeidelbergCement India Limited	1.86%	
ACC Limited	1.36%	
<b>Chemicals &amp; Petrochemicals</b>	<b>2.98%</b>	
Aarti Industries Limited	2.98%	
<b>Non - Ferrous Metals</b>	<b>2.95%</b>	
Hindalco Industries Limited	2.95%	
<b>Paper Forest &amp; Jute Products</b>	<b>2.77%</b>	
Century Textiles & Industries Limited	2.77%	
<b>Agricultural Food &amp; other Products</b>	<b>1.86%</b>	
Tata Consumer Products Limited	1.86%	
<b>Electrical Equipment</b>	<b>1.68%</b>	
RIVENI TURBINE LTD	1.68%	
<b>Auto Components</b>	<b>1.63%</b>	
Endurance Technologies Limited	1.63%	
<b>Construction</b>	<b>1.35%</b>	
Larsen & Toubro Limited	1.35%	
<b>Textiles &amp; Apparels</b>	<b>1.18%</b>	
Kewal Kiran Clothing Limited	1.18%	
<b>Minerals &amp; Mining</b>	<b>1.15%</b>	
NMDC Limited	1.15%	
<b>Fertilizers &amp; Agrochemicals</b>	<b>1.12%</b>	
Rallis India Limited	1.12%	
<b>Food Products</b>	<b>0.67%</b>	
Prataap Snacks Limited	0.67%	
<b>Healthcare Equipment &amp; Supplies</b>	<b>0.51%</b>	
Tarsons Products Limited	0.51%	
<b>Cash &amp; Current Assets</b>	<b>1.35%</b>	
<b>Total Net Assets</b>	<b>100.00%</b>	



## Investment Performance

NAV as on May 31, 2023: ₹ 20.1100

Inception - Jan 31, 2015	Since Inception	5 Years	3 Years	1 Year
Aditya Birla Sun Life Manufacturing Equity Fund	8.74%	7.65%	20.26%	10.19%
Value of Std Investment of ₹ 10,000	20110	14457	17411	11019
Benchmark - S&P BSE India Manufacturing TRI	10.44%	13.14%	26.21%	21.11%
Value of Std Investment of ₹ 10,000	22877	18544	20131	12111
Additional Benchmark - Nifty 50 TRI	10.70%	12.89%	26.02%	12.94%
Value of Std Investment of ₹ 10,000	23328	18344	20037	11294

Past performance may or may not be sustained in future. The above performance is of Regular Plan - Growth Option. Kindly note that different plans have different expense structure. Load and Taxes are not considered for computation of returns. When scheme/additional benchmark returns are not available, they have not been shown. Total Schemes managed by Anil Shah is 4. Refer annexure on page no. 169-170 to know more on performance of schemes managed by Fund Managers.

Note: The exit load (if any) rate levied at the time of redemption/switch-out of units will be the rate prevailing at the time of allotment of the corresponding units. Customers may request for a separate Exit Load Applicability Report by calling our toll free numbers 1800-270-7000 or from any of our Investor Service Centers.



## SIP Performance - Regular Plan - Growth (assuming SIP of ₹ 10000 per month)

Particulars	Since Inception	5 years	3 years	1 Year
Total Amount Invested (₹)	1000000	600000	360000	120000
Market Value of amount Invested	1506523	795932	416274	126712
Scheme Returns (CAGR)	9.60%	11.26%	9.68%	10.58%
S&P BSE India Manufacturing TRI returns# (CAGR)	13.79%	17.34%	19.00%	21.22%
Nifty 50 TRI returns## (CAGR)	13.53%	14.91%	14.70%	12.89%

Date of First Installment: February 01, 2015 & Scheme Inception Date: January 31, 2015. Past Performance may or may not be sustained in future.

# Scheme Benchmark, ## Additional Benchmark

For SIP calculations above, the data assumes the investment of ₹ 10000/- on 1st day of every month or the subsequent working day. Load & Taxes are not considered for computation of returns. Performance for IDCW option would assume reinvestment of tax free IDCW declared at the then prevailing NAV. CAGR returns are computed after accounting for the cash flow by using XIRR method (investment internal rate of return). Where Benchmark returns are not available, they have not been shown. **Past performance may or may not be sustained in future.** Returns greater than 1 year period are compounded annualized. IDCW are assumed to be reinvested and bonus is adjusted. Load is not taken into consideration. For SIP returns, monthly investment of equal amounts invested on the 1<sup>st</sup> day of every month has been considered.



## NAV of Plans / Options (₹)

	Regular Plan	Direct Plan
Growth	20.1100	21.6800
IDCW*:	14.7200	15.7700

\*Income Distribution cum capital withdrawal



## Fund Details

### Investment Objective

The primary investment objective of the Scheme is to generate long-term capital appreciation to unitholders from a portfolio that is invested predominantly in equity and equity related securities of companies engaged in banking and financial services. The Scheme does not guarantee/ indicate any returns. There can be no assurance that the scheme objectives will be achieved.

### Fund Manager

Mr. Dhaval Gala & Mr. Dhaval Joshi

### Date of Allotment

December 14, 2013

### Benchmark

Nifty Financial Services TRI

### Managing Fund Since

August 26, 2015 & November 21, 2022

### Experience in Managing the Fund

7.8 years & 0.5 Years

### Fund Category

Sectoral/Thematic

### Investment Style

Large Cap			
Mid Cap			
Small Cap			
	Growth	Value	Blend



### Load Structure (as % of NAV) (Incl. for SIP)

Entry Load	Nil
Exit Load	For redemption/switchout of units on or before 30 days from the date of allotment : 1.00% of applicable NAV. For redemption/switch-out of units after 30 days from the date of allotment: Nil

### AUM

Monthly Average AUM	₹ 2583.13	Crores
AUM as on last day	₹ 2638.63	Crores

### Total Expense Ratio (TER)

Regular	2.02%
Direct	1.08%
Including additional expenses and goods and service tax on management fees.	

### SIP

Monthly: Minimum ₹ 1,000/-

### Other Parameters

Standard Deviation	24.03%
Sharpe Ratio	1.06
Beta	1.06
Portfolio Turnover	0.20
<b>Note:</b> Standard Deviation, Sharpe Ratio & Beta are calculated on Annualised basis using 3 years history of monthly returns. Risk Free Rate assumed to be 6.4% (FBIL Overnight MIBOR as on 31 May 2023) for calculating Sharpe Ratio	

### Application Amount for fresh subscription

₹ 1,000 (plus in multiples of ₹ 1)

### Min. Addl. Investment

₹ 1,000 (plus in multiples of ₹ 1)

## PORTFOLIO

Issuer	% to Net Assets	Rating
<b>● Banks</b>	<b>59.82%</b>	
ICICI Bank Limited	16.24%	
HDFC Bank Limited	10.21%	
Axis Bank Limited	8.18%	
State Bank of India	6.93%	
Bank of Baroda	4.31%	
Ujjivan Small Finance Bank Limited	2.85%	
Bandhan Bank Limited	2.84%	
IDFC First Bank Limited	2.00%	
The Federal Bank Limited	1.70%	
Bank of India	1.63%	
Kotak Mahindra Bank Limited	1.20%	
IndusInd Bank Limited	0.95%	
Punjab National Bank	0.79%	
<b>● Finance</b>	<b>26.78%</b>	
Bajaj Finance Limited	5.55%	
Poonawalla Fincorp Limited	4.40%	
Housing Development Finance Corporation Limited	3.23%	
Mahindra & Mahindra Financial Services Limited	2.58%	
Repco Home Finance Limited	2.40%	
Cholamandalam Financial Holdings Limited	2.02%	
Bajaj Finserv Limited	1.78%	
Fusion Micro Finance Ltd	1.46%	

Issuer	% to Net Assets	Rating
SBI Cards & Payment Services Limited	1.35%	
Home First Finance Company India Limited	1.32%	
JM Financial Limited	0.67%	
<b>● Insurance</b>	<b>6.27%</b>	
SBI Life Insurance Company Limited	2.66%	
HDFC Life Insurance Company Limited	2.24%	
ICICI Lombard General Insurance Company Limited	1.37%	
ICICI Prudential Life Insurance Company Limited	0.00%	
<b>● WARRANT</b>	<b>1.49%</b>	
Housing Development Finance Corporation Limited	1.49%	
<b>● Exchange Traded Fund</b>	<b>1.31%</b>	
ADITYA BIRLA SUN LIFE BANKING ETF	1.31%	
<b>● MUTUAL FUNDS</b>	<b>1.17%</b>	
Aditya Birla Sun Life Liquid Fund - Growth - Direct Plan	1.17%	
<b>● Financial Technology (Fintech)</b>	<b>0.81%</b>	
One 97 Communications Limited	0.45%	
PB Fintech Limited	0.35%	
<b>● EQUITY FUTURE</b>	<b>0.54%</b>	
Mahindra & Mahindra Financial Services Limited	0.49%	
RBL Bank Limited	0.06%	
<b>● Capital Markets</b>	<b>0.06%</b>	
Computer Age Management Services Limited	0.06%	
<b>Cash &amp; Current Assets</b>	<b>1.75%</b>	
<b>Total Net Assets</b>	<b>100.00%</b>	





### Investment Performance

NAV as on May 31, 2023: ₹ 43.0100

Inception - Dec 14, 2013	Since Inception	5 Years	3 Years	1 Year
<b>Aditya Birla Sun Life Banking and Financial Services Fund</b>	16.66%	8.73%	31.86%	22.01%
<b>Value of Std Investment of ₹ 10,000</b>	43010	15203	22963	12201
<b>Benchmark - Nifty Financial Services TRI</b>	17.07%	12.52%	27.75%	19.07%
<b>Value of Std Investment of ₹ 10,000</b>	44448	18042	20879	11907
<b>Additional Benchmark - Nifty 50 TRI</b>	13.70%	12.89%	26.02%	12.94%
<b>Value of Std Investment of ₹ 10,000</b>	33704	18344	20037	11294

Past performance may or may not be sustained in future. The above performance is of Regular Plan - Growth Option. Kindly note that different plans have different expense structure. Load and Taxes are not considered for computation of returns. When scheme/additional benchmark returns are not available, they have not been shown. Total Schemes Co-Managed by Fund Managers is 4. Total Scheme managed by Mr. Dhaval Gala is 6. Total Scheme managed by Mr. Dhaval Joshi is 47. Refer annexure on page no. 169-170 to know more on performance of schemes managed by Fund Managers.

Note: The exit load (if any) rate levied at the time of redemption/switch-out of units will be the rate prevailing at the time of allotment of the corresponding units. Customers may request for a separate Exit Load Applicability Report by calling our toll free numbers 1800-270-7000 or from any of our Investor Service Centers.



### SIP Performance - Regular Plan - Growth (assuming SIP of ₹ 10000 per month)

Particulars	Since Inception	5 years	3 years	1 Year
<b>Total Amount Invested (₹)</b>	1140000	600000	360000	120000
<b>Market Value of amount Invested</b>	2190259	846850	466379	133866
<b>Scheme Returns (CAGR)</b>	13.24%	13.77%	17.59%	22.21%
<b>Nifty Financial Services TRI returns# (CAGR)</b>	14.84%	14.16%	15.66%	17.92%
<b>Nifty 50 TRI returns## (CAGR)</b>	13.24%	14.91%	14.70%	12.89%

Date of First Installment: January 01, 2014 & Scheme Inception Date: December 14, 2013. Past Performance may or may not be sustained in future.

# Scheme Benchmark, ## Additional Benchmark

For SIP calculations above, the data assumes the investment of ₹ 10000/- on 1st day of every month or the subsequent working day. Load & Taxes are not considered for computation of returns. Performance for IDCW option would assume reinvestment of tax free IDCW declared at the then prevailing NAV. CAGR returns are computed after accounting for the cash flow by using XIRR method (investment internal rate of return). Where Benchmark returns are not available, they have not been shown. **Past performance may or may not be sustained in future.** Returns greater than 1 year period are compounded annualized. IDCW are assumed to be reinvested and bonus is adjusted. Load is not taken into consideration. For SIP returns, monthly investment of equal amounts invested on the 1<sup>st</sup> day of every month has been considered.



### NAV of Plans / Options (₹)

	Regular Plan	Direct Plan
<b>Growth</b>	43.0100	47.2800
<b>IDCW*</b>	19.4400	25.7600

\*Income Distribution cum capital withdrawal



## Fund Details

### Investment Objective

The objective of the scheme is to provide capital growth and income by investing primarily in a well-diversified investment Objective portfolio of Dividend paying companies that have a relatively high Dividend Yield.

### Fund Manager

Mr. Dhaval Gala & Mr. Dhaval Joshi

### Date of Allotment

February 26, 2003

### Benchmark Tier I

Nifty 500 TRI

### Tier II Benchmark

Nifty Dividend Opportunities 50 Index TRI

### Managing Fund Since

April 01, 2022 & November 21, 2022

### Experience in Managing the Fund

1.2 Years & 0.5 Years

### SIP

Monthly: Minimum ₹ 1,000/-

### Fund Category

Dividend Yield Fund

### Investment Style

Large Cap	High	Low	Low
Mid Cap	High	Low	Low
Small Cap	High	Low	Low
	Growth	Value	Blend



### Load Structure (as % of NAV) (Incl. for SIP)

Entry Load	Nil
Exit Load	For redemption /switchout of units on or before 90 days from the date of allotment: 1.00% of applicable NAV. For redemption / switch-out of units after 90 days from the date of allotment: Nil.

### AUM

Monthly Average AUM	₹ 893.36	Crores
AUM as on last day	₹ 904.56	Crores

### Total Expense Ratio (TER)

Regular	2.39%
Direct	1.69%
Including additional expenses and goods and service tax on management fees.	

### Other Parameters

Standard Deviation	14.37%
Sharpe Ratio	1.50
Beta	0.83
Portfolio Turnover	0.26
<b>Note:</b> Standard Deviation, Sharpe Ratio & Beta are calculated on Annualised basis using 3 years history of monthly returns. Risk Free Rate assumed to be 6.4% (FBIL Overnight MIBOR as on 31 May 2023) for calculating Sharpe Ratio	

### Application Amount for fresh subscription

₹ 1,000 (plus in multiples of ₹ 1)

### Min. Addl. Investment

₹ 1,000 (plus in multiples of ₹ 1)

## PORTFOLIO

Issuer	% to Net Assets	Rating
<b>IT - Software</b>	<b>15.31%</b>	
Infosys Limited	6.97%	
Tata Consultancy Services Limited	2.41%	
HCL Technologies Limited	1.65%	
Persistent Systems Limited	1.64%	
LTIMindtree Ltd	1.50%	
Tech Mahindra Limited	1.13%	
<b>Diversified FMCG</b>	<b>8.51%</b>	
ITC Limited	7.14%	
Hindustan Unilever Limited	1.37%	
<b>Banks</b>	<b>8.50%</b>	
The Federal Bank Limited	2.74%	
Bank of Baroda	2.19%	
State Bank of India	1.41%	
Bank of India	1.31%	
Punjab National Bank	0.86%	
<b>Power</b>	<b>6.36%</b>	
NTPC Limited	3.53%	
NLC India Limited	2.21%	
CESC Limited	0.61%	
<b>FRANCE</b>	<b>6.00%</b>	
LVMH MOET HENNESSY LOUIS VUITTON SE	3.55%	
L'OREAL	2.45%	
<b>United States of America</b>	<b>4.20%</b>	
Starbucks ORD	2.50%	
Accenture PLC	1.69%	
<b>Industrial Products</b>	<b>4.12%</b>	
RHI Magnesita India Limited	2.79%	
Greaves Cotton Limited	1.33%	
<b>Aerospace &amp; Defense</b>	<b>3.79%</b>	
Hindustan Aeronautics Limited	2.36%	
Bharat Electronics Limited	1.44%	
<b>Petroleum Products</b>	<b>3.46%</b>	
Bharat Petroleum Corporation Limited	2.61%	

Issuer	% to Net Assets	Rating
Castrol India Limited	0.85%	
<b>Capital Markets</b>	<b>3.34%</b>	
ICICI Securities Limited	1.70%	
Multi Commodity Exchange of India Limited	1.60%	
CARE Ratings Limited	0.04%	
<b>Automobiles</b>	<b>3.15%</b>	
Bajaj Auto Limited	1.81%	
Hero MotoCorp Limited	1.34%	
<b>Minerals &amp; Mining</b>	<b>2.98%</b>	
NMDC Limited	2.98%	
<b>Ferrous Metals</b>	<b>2.96%</b>	
NMDC Steel Ltd	1.95%	
Tata Steel Limited	1.02%	
<b>Consumer Durables</b>	<b>2.47%</b>	
Akzo Nobel India Limited	1.43%	
Bata India Limited	1.04%	
Textiles & Apparels	2.38%	
Kewal Kiran Clothing Limited	2.38%	
<b>Pharmaceuticals &amp; Biotechnology</b>	<b>2.30%</b>	
Sanofi India Limited	1.35%	
Granules India Limited	0.95%	
<b>Finance</b>	<b>2.18%</b>	
Mahindra & Mahindra Financial Services Limited	0.79%	
Poonawalla Fincorp Limited	0.68%	
Manappuram Finance Limited	0.61%	
Muthoot Finance Limited	0.11%	
<b>Consumable Fuels</b>	<b>2.13%</b>	
Coal India Limited	2.13%	
<b>Food Products</b>	<b>2.07%</b>	
Avanti Feeds Limited	1.23%	
Britannia Industries Limited	0.84%	
<b>Construction</b>	<b>1.85%</b>	
Larsen & Toubro Limited	1.85%	
<b>Cement &amp; Cement Products</b>	<b>1.75%</b>	



Issuer	% to Net Assets	Rating
Dalmia Bharat Limited	1.75%	
● Paper Forest & Jute Products	1.74%	
Tamil Nadu Newsprint & Papers Limited	1.74%	
● Fertilizers & Agrochemicals	1.45%	
Dhanuka Agritech Limited	1.45%	
● Oil	1.32%	
Oil & Natural Gas Corporation Limited	1.32%	
● Non - Ferrous Metals	1.11%	
National Aluminium Company Limited	1.11%	
● Agricultural Food & other Products	0.92%	
Balrampur Chini Mills Limited	0.92%	

Issuer	% to Net Assets	Rating
● Commercial Services & Supplies	0.52%	
Radiant Cash Management Services Ltd	0.52%	
● Personal Products	0.47%	
Emami Limited	0.47%	
● IT - Services	0.16%	
Cyient Limited	0.16%	
Cash & Current Assets	2.48%	
<b>Total Net Assets</b>	<b>100.00%</b>	

Investment Performance	NAV as on May 31, 2023: ₹ 283.2700			
Inception - Feb 26, 2003	Since Inception	5 Years	3 Years	1 Year
Aditya Birla Sun Life Dividend Yield Fund	17.93%	10.54%	27.91%	19.29%
Value of Std Investment of ₹ 10,000	283270	16511	20955	11929
Benchmark - Nifty 500 TRI	17.79%	12.35%	27.61%	12.74%
Value of Std Investment of ₹ 10,000	276570	17904	20806	11274
Benchmark - Nifty Dividend Opportunities 50 Index TRI	NA	11.96%	27.50%	18.18%
Value of Std Investment of ₹ 10,000	NA	17598	20752	11818
Additional Benchmark - Nifty 50 TRI	16.79%	12.89%	26.02%	12.94%
Value of Std Investment of ₹ 10,000	232556	18344	20037	11294

Past performance may or may not be sustained in future. The above performance is of Regular Plan - Growth Option. Kindly note that different plans have different expense structure. Load and Taxes are not considered for computation of returns. When scheme/additional benchmark returns are not available, they have not been shown. Total Schemes Co-Managed by Fund Managers is 4. Total Schemes managed by Mr. Dhaval Gala is 6. Total Schemes managed by Mr. Dhaval Joshi is 47. Refer annexure on page no. 169-170 to know more on performance of schemes managed by Fund Managers.  
 Note: The exit load (if any) rate levied at the time of redemption/switch-out of units will be the rate prevailing at the time of allotment of the corresponding units. Customers may request for a separate Exit Load Applicability Report by calling our toll free numbers 1800-270-7000 or from any of our Investor Service Centers.

NAV of Plans / Options (₹)	Regular Plan	Direct Plan
Growth	283.2700	305.8600
IDCW <sup>6</sup> :	19.7200	35.1700

<sup>6</sup>Income Distribution cum capital withdrawal

SIP Performance - Regular Plan - Growth (assuming SIP of ₹ 10000 per month)	Since Inception	5 years	3 years	1 Year
Particulars				
Total Amount Invested (₹)	2440000	600000	360000	120000
Market Value of amount Invested	11839910	907756	469384	131443
Scheme Returns (CAGR)	13.69%	16.59%	18.05%	18.24%
Nifty 500 TRI returns# (CAGR)	14.06%	15.49%	15.20%	12.51%
Nifty Dividend Opportunities 50 Index TRI returns# (CAGR)	NA	16.77%	19.25%	20.76%
Nifty 50 TRI returns## (CAGR)	13.74%	14.91%	14.70%	12.89%

Date of First Installment: March 01, 2003 & Scheme Inception Date: February 26, 2003. Past Performance may or may not be sustained in future.

# Scheme Benchmark, ## Additional Benchmark

For SIP calculations above, the data assumes the investment of ₹ 10000/- on 1st day of every month or the subsequent working day. Load & Taxes are not considered for computation of returns. Performance for IDCW option would assume reinvestment of tax free IDCW declared at the then prevailing NAV. CAGR returns are computed after accounting for the cash flow by using XIRR method (investment internal rate of return). Where Benchmark returns are not available, they have not been shown. **Past performance may or may not be sustained in future.** Returns greater than 1 year period are compounded annualized. IDCW are assumed to be reinvested and bonus is adjusted. Load is not taken into consideration. For SIP returns, monthly investment of equal amounts invested on the 1<sup>st</sup> day of every month has been considered.



Fund Details

### Investment Objective

The scheme seeks to provide medium to long-term capital appreciation, by investing predominantly in a diversified portfolio of equity and equity related securities of companies that are participating in the growth and development of Infrastructure in India.

### Fund Manager

Mr. Mahesh Patil, Mr. Jonas Bhutta & Mr. Dhaval Joshi

### Date of Allotment

March 17, 2006

### Benchmark

Nifty Infrastructure TRI

### Managing Fund Since

September 22, 2022 & November 21, 2022

### Experience in Managing the Fund

0.7 years & 0.5 Years

### SIP

Monthly: Minimum ₹ 1,000/-

### Fund Category

Sectoral/Thematic

### Investment Style

Large Cap			
Mid Cap			
Small Cap			
	Growth	Value	Blend



### Load Structure (as % of NAV) (Incl. for SIP)

Entry Load	Nil
Exit Load	For redemption/switchout of units on or before 30 days from the date of allotment : 1.00% of applicable NAV. For redemption/switch-out of units after 30 days from the date of allotment: Nil

### AUM

Monthly Average AUM	₹ 621.15	Crores
AUM as on last day	₹ 634.84	Crores

### Total Expense Ratio (TER)

Regular	2.48%
Direct	1.67%
Including additional expenses and goods and service tax on management fees.	

### Other Parameters

Standard Deviation	21.44%
Sharpe Ratio	1.46
Beta	1.19
Portfolio Turnover	0.35

Note: Standard Deviation, Sharpe Ratio & Beta are calculated on Annualised basis using 3 years history of monthly returns. Risk Free Rate assumed to be 6.4% (FBIL Overnight MIBOR as on 31 May 2023) for calculating Sharpe Ratio

### Application Amount for fresh subscription

₹ 1,000 (plus in multiples of ₹ 1)

### Min. Addl. Investment

₹ 1,000 (plus in multiples of ₹ 1)

## PORTFOLIO

Issuer	% to Net Assets	Rating
<b>Construction</b>	<b>25.23%</b>	
Larsen & Toubro Limited	7.98%	
NCC Limited	3.29%	
H.G. Infra Engineering Limited	3.10%	
PNC Infratech Limited	2.97%	
Ahluwalia Contracts (India) Limited	2.63%	
Kalpataru Power Transmission Limited	2.44%	
GR Infraprojects Limited	1.54%	
Engineers India Limited	1.21%	
Sadbhav Engineering Limited	0.08%	
<b>Industrial Products</b>	<b>11.68%</b>	
RHI Magnesita India Limited	3.49%	
Carborundum Universal Limited	3.32%	
POLYCAB INDIA Limited	3.24%	
Kirloskar Pneumatic Co Ltd	1.63%	
<b>Cement &amp; Cement Products</b>	<b>8.65%</b>	
UltraTech Cement Limited	4.82%	
JK Cement Limited	2.04%	
Dalmia Bharat Limited	1.79%	
<b>Aerospace &amp; Defense</b>	<b>7.36%</b>	
MTAR Technologies Limited	2.32%	
Data Patterns India Private Limited	2.15%	
Bharat Electronics Limited	1.81%	
Hindustan Aeronautics Limited	1.08%	
<b>Banks</b>	<b>6.88%</b>	
State Bank of India	3.47%	
Axis Bank Limited	2.37%	
ICICI Bank Limited	1.05%	
<b>Telecom - Services</b>	<b>6.23%</b>	
Bharti Airtel Limited	6.00%	
Bharti Airtel Limited	0.23%	
<b>Electrical Equipment</b>	<b>4.43%</b>	
TRIVENI TURBINE LTD	1.69%	
ABB India Limited	1.60%	

Issuer	% to Net Assets	Rating
Siemens Limited	0.85%	
Bharat Heavy Electricals Limited	0.29%	
<b>Power</b>	<b>3.72%</b>	
NTPC Limited	2.57%	
Nava Bharat Ventures Limited	1.15%	
<b>Industrial Manufacturing</b>	<b>2.94%</b>	
Honeywell Automation India Limited	1.76%	
GMM Pfaudler Limited	1.18%	
<b>Petroleum Products</b>	<b>2.59%</b>	
Reliance Industries Limited	2.59%	
<b>Leisure Services</b>	<b>2.56%</b>	
Chalet Hotels Limited	1.33%	
The Indian Hotels Company Limited	1.23%	
<b>Realty</b>	<b>2.49%</b>	
DLF Limited	1.65%	
Sobha Limited	0.85%	
<b>Agricultural Commercial &amp; Construction Vehicles</b>	<b>2.31%</b>	
Escorts Kubota Limited	1.33%	
Ashok Leyland Limited	0.98%	
<b>Auto Components</b>	<b>2.16%</b>	
Sundram Fasteners Limited	2.16%	
<b>Transport Infrastructure</b>	<b>1.93%</b>	
Adani Ports and Special Economic Zone Limited	1.93%	
<b>Healthcare Services</b>	<b>1.47%</b>	
Apollo Hospitals Enterprise Limited	1.47%	
<b>Transport Services</b>	<b>1.33%</b>	
Container Corporation of India Limited	1.33%	
<b>Gas</b>	<b>1.12%</b>	
Indraprastha Gas Limited	1.12%	
<b>Consumer Durables</b>	<b>0.87%</b>	
Crompton Greaves Consumer Electricals Limited	0.87%	
<b>Other Utilities</b>	<b>0.47%</b>	
INOX GREEN ENERGY SERVICES LIMITED	0.47%	
<b>WARRANT</b>	<b>0.45%</b>	



Issuer	% to Net Assets	Rating
Housing Development Finance Corporation Limited	0.45%	
<b>Finance</b>	<b>0.33%</b>	
Aditya Birla Capital Limited	0.33%	

Issuer	% to Net Assets	Rating
<b>Cash &amp; Current Assets</b>	<b>2.79%</b>	
<b>Total Net Assets</b>	<b>100.00%</b>	

## Investment Performance NAV as on May 31, 2023: ₹ 58.2500

	Since Inception	5 Years	3 Years	1 Year
<b>Inception - Mar 17, 2006</b>				
<b>Aditya Birla Sun Life Infrastructure Fund</b>	10.78%	11.14%	37.78%	29.16%
<b>Value of Std Investment of ₹ 10,000</b>	58250	16963	26203	12916
<b>Benchmark - Nifty Infrastructure TRI</b>	5.92%	12.18%	25.89%	12.86%
<b>Value of Std Investment of ₹ 10,000</b>	26915	17772	19975	11286
<b>Additional Benchmark - S&amp;P BSE SENSEX TRI</b>	12.23%	13.48%	26.02%	14.05%
<b>Value of Std Investment of ₹ 10,000</b>	72870	18827	20037	11405

Past performance may or may not be sustained in future. The above performance is of Regular Plan - Growth Option. Kindly note that different plans have different expense structure. Load and Taxes are not considered for computation of returns. When scheme/additional benchmark returns are not available, they have not been shown. Total Schemes Co-Managed by Fund Managers is 1. Total Schemes managed by Mr. Mahesh Patil is 3. Total Schemes managed by Mr. Jonas Bhutta is 1. Total Schemes managed by Mr. Dhaval Joshi is 47. Refer annexure on page no. 169-170 to know more on performance of schemes managed by Fund Managers.

Note: The exit load (if any) rate levied at the time of redemption/switch-out of units will be the rate prevailing at the time of allotment of the corresponding units. Customers may request for a separate Exit Load Applicability Report by calling our toll free numbers 1800-270-7000 or from any of our Investor Service Centers.

## NAV of Plans / Options (₹)

	Regular Plan	Direct Plan
<b>Growth</b>	58.2500	63.0400
<b>IDCW<sup>6</sup>:</b>	19.7200	30.3100

<sup>6</sup>Income Distribution cum capital withdrawal

## SIP Performance - Regular Plan - Growth (assuming SIP of ₹ 10000 per month)

Particulars	Since Inception	5 years	3 years	1 Year
<b>Total Amount Invested (₹)</b>	2070000	600000	360000	120000
<b>Market Value of amount Invested</b>	6301205	994184	520607	138893
<b>Scheme Returns (CAGR)</b>	11.77%	20.33%	25.54%	30.59%
<b>Nifty Infrastructure TRI returns# (CAGR)</b>	7.43%	17.03%	17.37%	15.10%
<b>S&amp;P BSE SENSEX TRI returns## (CAGR)</b>	12.80%	15.14%	14.93%	13.79%

Date of First Installment: April 01, 2006 & Scheme Inception Date: March 17, 2006. Past Performance may or may not be sustained in future.

# Scheme Benchmark, ## Additional Benchmark

For SIP calculations above, the data assumes the investment of ₹ 10000/- on 1st day of every month or the subsequent working day. Load & Taxes are not considered for computation of returns. Performance for IDCW option would assume reinvestment of tax free IDCW declared at the then prevailing NAV. CAGR returns are computed after accounting for the cash flow by using XIRR method (investment internal rate of return). Where Benchmark returns are not available, they have not been shown. **Past performance may or may not be sustained in future.** Returns greater than 1 year period are compounded annualized. IDCW are assumed to be reinvested and bonus is adjusted. Load is not taken into consideration. For SIP returns, monthly investment of equal amounts invested on the 1<sup>st</sup> day of every month has been considered.





## Fund Details

### Investment Objective

The primary investment objective of the scheme is to generate long term growth of capital, through a portfolio with a target allocation of 100% equity, focusing on investing in technology and technology dependent companies, hardware, peripherals and components, software, telecom, media, internet and e-commerce and other technology enabled companies. The secondary objective is income generation and distribution of IDCW.

### Fund Manager

Mr. Kunal Sangoi & Mr. Dhaval Joshi

### Date of Allotment

January 15, 2000

### Benchmark

S&P BSE Teck TRI

### Managing Fund Since

January 16, 2014 & November 21, 2022

### Experience in Managing the Fund

9.4 years & 0.5 years

### Fund Category

Sectoral/Thematic

### Investment Style

Large Cap			
Mid Cap			
Small Cap			
	Growth	Value	Blend



### Load Structure (as % of NAV) (Incl. for SIP)

Entry Load	Nil
Exit Load	For redemption/switchout of units on or before 30 days from the date of allotment : 1.00% of applicable NAV. For redemption/switch-out of units after 30 days from the date of allotment: Nil

### AUM

Monthly Average AUM	₹ 3358.94	Crores
AUM as on last day	₹ 3521.72	Crores

### Total Expense Ratio (TER)

Regular	1.93%
Direct	0.84%
Including additional expenses and goods and service tax on management fees.	

### SIP

Monthly: Minimum ₹ 100/-

### Other Parameters

Standard Deviation	20.74%
Sharpe Ratio	1.38
Beta	0.96
Portfolio Turnover	0.28

Note: Standard Deviation, Sharpe Ratio & Beta are calculated on Annualised basis using 3 years history of monthly returns. Risk Free Rate assumed to be 6.4% (FBIL Overnight MIBOR as on 31 May 2023) for calculating Sharpe Ratio

### Application Amount for fresh subscription

₹ 1,000 (plus in multiples of ₹ 1)

### Min. Addl. Investment

₹ 1,000 (plus in multiples of ₹ 1)

## PORTFOLIO

Issuer	% to Net Assets	Rating
<b>IT - Software</b>	<b>73.47%</b>	
Infosys Limited	23.17%	
Tata Consultancy Services Limited	11.51%	
HCL Technologies Limited	8.35%	
LTI Mindtree Ltd	6.89%	
Tech Mahindra Limited	6.83%	
Coforge Limited	4.11%	
Birlasoft Limited	2.90%	
Wipro Limited	2.38%	
Sonata Software Limited	2.11%	
Rategain Travel Technologies Limited	1.40%	
Persistent Systems Limited	1.35%	
Latent View Analytics Limited	1.13%	
KPIT Technologies Limited	0.80%	
CE Info Systems Limited	0.54%	
<b>Telecom - Services</b>	<b>7.41%</b>	
Bharti Airtel Limited	6.45%	
Tata Communications Limited	0.45%	
Bharti Airtel Limited	0.29%	
Sterlite Technologies Limited	0.21%	
<b>IT - Services</b>	<b>4.95%</b>	
Cyient Limited	4.44%	
L&T Technology Services Limited	0.44%	
eMUDHRA LTD	0.06%	
<b>United States of America</b>	<b>4.88%</b>	
MICROSOFT CORPORATION	1.17%	

Issuer	% to Net Assets	Rating
Adobe Inc	1.13%	
Apple Inc.	1.08%	
Cognizant Technology Solutions Cl A Com Stk	1.03%	
Accenture PLC	0.48%	
<b>Retailing</b>	<b>2.24%</b>	
FSN E-Commerce Ventures Limited	1.27%	
Zomato Limited	0.97%	
<b>Industrial Manufacturing</b>	<b>1.47%</b>	
Honeywell Automation India Limited	1.47%	
<b>Financial Technology (Fintech)</b>	<b>1.41%</b>	
One 97 Communications Limited	1.36%	
PB Fintech Limited	0.05%	
<b>Commercial Services &amp; Supplies</b>	<b>1.34%</b>	
CMS Info Systems Limited	0.87%	
Redington (India) Limited	0.46%	
<b>Entertainment</b>	<b>0.43%</b>	
Zee Entertainment Enterprises Limited	0.43%	
<b>Exchange Traded Fund</b>	<b>0.42%</b>	
ADITYA BIRLA SUN LIFE NIFTY IT ETF	0.42%	
<b>Miscellaneous</b>	<b>0.00%</b>	
Jainpur Straw Brd	0.00%	
Magnasound (I) Limited	0.00%	
Oriqua Limited	0.00%	
Sree Rama Polymer	0.00%	
<b>Cash &amp; Current Assets</b>	<b>1.99%</b>	
<b>Total Net Assets</b>	<b>100.00%</b>	



## Investment Performance NAV as on May 31, 2023: ₹ 122.8700

Inception - Jan 15, 2000	Since Inception	5 Years	3 Years	1 Year
Aditya Birla Sun Life Digital India Fund	11.32%	19.51%	35.00%	5.06%
Value of Std Investment of ₹ 10,000	122870	24393	24643	10506
Benchmark - S&P BSE Teck TRI	NA	15.67%	24.13%	-1.63%
Value of Std Investment of ₹ 10,000	NA	20718	19149	9837
Additional Benchmark - Nifty 50 TRI	12.50%	12.89%	26.02%	12.94%
Value of Std Investment of ₹ 10,000	157235	18344	20037	11294

Past performance may or may not be sustained in future. The above performance is of Regular Plan - Growth Option. Kindly note that different plans have different expense structure. Load and Taxes are not considered for computation of returns. When scheme/additional benchmark returns are not available, they have not been shown. Total Schemes Co-Managed by Fund Managers is 3. Total Schemes managed by Mr. Kunal Sangoi is 3. Total Schemes managed by Mr. Dhaval Joshi is 47. Refer annexure on page no. 169-170 to know more on performance of schemes managed by Fund Managers.

Note: The exit load (if any) rate levied at the time of redemption/switch-out of units will be the rate prevailing at the time of allotment of the corresponding units. Customers may request for a separate Exit Load Applicability Report by calling our toll free numbers 1800-270-7000 or from any of our Investor Service Centers.

## NAV of Plans / Options (₹)

	Regular Plan	Direct Plan
Growth	122.8700	135.0800
IDCW <sup>§</sup> :	37.5900	49.9500

<sup>§</sup>Income Distribution cum capital withdrawal

## SIP Performance - Regular Plan - Growth (assuming SIP of ₹ 10000 per month)

Particulars	Since Inception	5 years	3 years	1 Year
Total Amount Invested (₹)	2810000	600000	360000	120000
Market Value of amount Invested	25334475	1006394	440985	126494
Scheme Returns (CAGR)	15.96%	20.83%	13.66%	10.24%
S&P BSE Teck TRI returns# (CAGR)	NA	14.25%	7.05%	-0.71%
Nifty 50 TRI returns## (CAGR)	14.31%	14.91%	14.70%	12.89%

Date of First Installment: February 01, 2000 & Scheme Inception Date: January 15, 2000. Past Performance may or may not be sustained in future.

# Scheme Benchmark, ## Additional Benchmark

For SIP calculations above, the data assumes the investment of ₹ 10000/- on 1st day of every month or the subsequent working day. Load & Taxes are not considered for computation of returns. Performance for IDCW option would assume reinvestment of tax free IDCW declared at the then prevailing NAV. CAGR returns are computed after accounting for the cash flow by using XIRR method (investment internal rate of return). Where Benchmark returns are not available, they have not been shown. **Past performance may or may not be sustained in future.** Returns greater than 1 year period are compounded annualized. IDCW are assumed to be reinvested and bonus is adjusted. Load is not taken into consideration. For SIP returns, monthly investment of equal amounts invested on the 1<sup>st</sup> day of every month has been considered.



## Fund Details

### Investment Objective

The objective of the scheme is to target growth of capital by investing in equity/ equity related instruments of companies that are expected to benefit from the rising consumption patterns in India, which in turn is getting fuelled by high disposable incomes of the young generation (Generation Next). The scheme will invest in companies that have the following characteristics: 1. Companies that seek growth in revenues arising out of demand from the younger generation (GenNext) for their products or services. 2. They should be engaged in manufacturing of products or rendering of services that go directly to the consumer. 3. The products and services should have distinct brand identity, thereby enabling choice.

### Fund Manager

Mr. Chanchal Khandelwal & Mr. Dhaval Joshi

### Date of Allotment

August 05, 2005

### Benchmark

NIFTY India Consumption TRI

### Managing Fund Since

August 26, 2015 & November 21, 2022

### Fund Category

Sectoral/Thematic

### Investment Style

Large Cap			
Mid Cap			
Small Cap			
	Growth	Value	Blend



### Load Structure (as % of NAV) (Incl. for SIP)

Entry Load	Nil
Exit Load	For redemption/switch-out of units on or before 30 days from the date of allotment: 1% of applicable NAV. For redemption /switch-out of units after 30 days from the date of allotment: Nil.

### AUM

Monthly Average AUM	₹ 3555.27	Crores
AUM as on last day	₹ 3658.74	Crores

### Total Expense Ratio (TER)

Regular	1.92%
Direct	0.79%
Including additional expenses and goods and service tax on management fees.	

### Experience in Managing the Fund

7.8 years & 0.5 Years

### Other Parameters

Standard Deviation	13.92%
Sharpe Ratio	1.38
Beta	0.87
Portfolio Turnover	0.11

Note: Standard Deviation, Sharpe Ratio & Beta are calculated on Annualised basis using 3 years history of monthly returns. Risk Free Rate assumed to be 6.4% (FBIL Overnight MIBOR as on 31 May 2023) for calculating Sharpe Ratio

### Application Amount for fresh subscription

₹ 1,000 (plus in multiples of ₹ 1)

### Min. Addl. Investment

₹ 1,000 (plus in multiples of ₹ 1)

### SIP

Monthly: Minimum ₹ 1,000/-

## PORTFOLIO

Issuer	% to Net Assets	Rating
<b>Banks</b>	<b>17.18%</b>	
ICICI Bank Limited	5.94%	
HDFC Bank Limited	3.61%	
Axis Bank Limited	2.90%	
Kotak Mahindra Bank Limited	1.73%	
IndusInd Bank Limited	1.25%	
State Bank of India	1.08%	
AU Small Finance Bank Limited	0.67%	
<b>Diversified FMCG</b>	<b>10.87%</b>	
ITC Limited	7.15%	
Hindustan Unilever Limited	3.72%	
<b>Automobiles</b>	<b>8.86%</b>	
Maruti Suzuki India Limited	2.39%	
TVS Motor Company Limited	1.96%	
Tata Motors Limited	1.83%	
Mahindra & Mahindra Limited	1.80%	
Eicher Motors Limited	0.88%	
<b>Consumer Durables</b>	<b>7.87%</b>	
Titan Company Limited	1.19%	
Bata India Limited	1.06%	
VIP Industries Limited	0.83%	
Voltas Limited	0.82%	
Metro Brands Limited	0.81%	
Whirlpool of India Limited	0.79%	
Crompton Greaves Consumer Electricals Limited	0.75%	
Campus Activewear Limited	0.65%	
V-Guard Industries Limited	0.56%	
Butterfly Gandhimathi Appliances Ltd	0.41%	
<b>Retailing</b>	<b>6.44%</b>	
Trent Limited	1.50%	
Avenue Supermarts Limited	1.21%	
Go Fashion India Limited	0.96%	
Aditya Birla Fashion and Retail Limited	0.82%	
Info Edge (India) Limited	0.81%	

Issuer	% to Net Assets	Rating
FSN E-Commerce Ventures Limited	0.79%	
Vedant Fashions Private Limited	0.35%	
<b>Finance</b>	<b>5.84%</b>	
Housing Development Finance Corporation Limited	1.55%	
Bajaj Finserv Limited	1.52%	
Cholamandalam Financial Holdings Limited	1.02%	
SBI Cards & Payment Services Limited	0.87%	
Bajaj Finance Limited	0.80%	
Aditya Birla Capital Limited	0.08%	
<b>Personal Products</b>	<b>5.39%</b>	
Godrej Consumer Products Limited	1.70%	
Dabur India Limited	1.37%	
Procter & Gamble Hygiene and Health Care Limited	1.23%	
Gillette India Limited	0.66%	
Emami Limited	0.44%	
<b>Beverages</b>	<b>5.14%</b>	
United Spirits Limited	2.42%	
Radico Khaitan Limited	1.20%	
United Breweries Limited	1.13%	
Sula Vineyards Ltd	0.40%	
<b>Food Products</b>	<b>4.42%</b>	
Nestle India Limited	2.07%	
Britannia Industries Limited	1.31%	
Zydrus Wellness Limited	0.62%	
Bikaji Foods International Ltd	0.41%	
<b>Telecom - Services</b>	<b>3.48%</b>	
Bharti Airtel Limited	3.48%	
<b>Pharmaceuticals &amp; Biotechnology</b>	<b>3.39%</b>	
Sun Pharmaceutical Industries Limited	1.57%	
Torrent Pharmaceuticals Limited	1.02%	
Sanofi India Limited	0.80%	
<b>Insurance</b>	<b>3.26%</b>	
SBI Life Insurance Company Limited	1.42%	
HDFC Life Insurance Company Limited	1.07%	



Issuer	% to Net Assets	Rating
ICICI Lombard General Insurance Company Limited	0.77%	
<b>Leisure Services</b>	<b>3.16%</b>	
Devyani International Limited	0.98%	
The Indian Hotels Company Limited	0.92%	
Jubilant Foodworks Limited	0.75%	
Barbeque Nation Hospitality Limited	0.51%	
<b>Industrial Products</b>	<b>1.95%</b>	
POLYCAB INDIA Limited	1.33%	
Prince Pipes & Fittings Limited	0.62%	
<b>Cement &amp; Cement Products</b>	<b>1.88%</b>	
UltraTech Cement Limited	1.38%	
ACC Limited	0.50%	
<b>Agricultural Food &amp; other Products</b>	<b>1.77%</b>	
Tata Consumer Products Limited	1.77%	
<b>Healthcare Services</b>	<b>1.57%</b>	
Fortis Healthcare Limited	0.88%	
Apollo Hospitals Enterprise Limited	0.69%	
<b>Realty</b>	<b>1.20%</b>	
Phoenix Mills Limited	1.20%	

Issuer	% to Net Assets	Rating
<b>Entertainment</b>	<b>1.15%</b>	
Zee Entertainment Enterprises Limited	0.64%	
PVR Limited	0.51%	
<b>Auto Components</b>	<b>0.90%</b>	
MRF Limited	0.90%	
<b>Transport Services</b>	<b>0.75%</b>	
InterGlobe Aviation Limited	0.75%	
<b>Paper Forest &amp; Jute Products</b>	<b>0.74%</b>	
Century Textiles & Industries Limited	0.74%	
<b>Textiles &amp; Apparels</b>	<b>0.55%</b>	
Page Industries Limited	0.55%	
<b>Financial Technology (Fintech)</b>	<b>0.41%</b>	
PB Fintech Limited	0.41%	
<b>Fixed rates bonds - Corporate</b>	<b>0.01%</b>	
Britannia Industries Limited	0.01%	CRISIL AAA
<b>Miscellaneous</b>	<b>0.00%</b>	
Magnasound (I) Limited	0.00%	
<b>Cash &amp; Current Assets</b>	<b>1.80%</b>	
<b>Total Net Assets</b>	<b>100.00%</b>	

Investment Performance		NAV as on May 31, 2023: ₹ 149.2500			
<b>Inception - Aug 05, 2005</b>					
<b>Aditya Birla Sun Life India GenNext Fund</b>	16.37%	13.38%	25.58%	15.06%	
<b>Value of Std Investment of ₹ 10,000</b>	149250	18743	19829	11506	
<b>Benchmark - NIFTY India Consumption TRI</b>	NA	10.90%	21.41%	16.38%	
<b>Value of Std Investment of ₹ 10,000</b>	NA	16777	17913	11638	
<b>Additional Benchmark - S&amp;P BSE SENSEX TRI</b>	13.94%	13.48%	26.02%	14.05%	
<b>Value of Std Investment of ₹ 10,000</b>	102537	18827	20037	11405	

Past performance may or may not be sustained in future. The above performance is of Regular Plan - Growth Option. Kindly note that different plans have different expense structure. Load and Taxes are not considered for computation of returns. When scheme/additional benchmark returns are not available, they have not been shown. Total Schemes Co-Managed by Fund Managers is 3. Total Schemes managed by Mr. Chanchal Khandelwal is 4. Total Schemes managed by Mr. Dhaval Joshi is 47. Refer annexure on page no. 169-170 to know more on performance of schemes managed by Fund Managers.  
 Note: The exit load (if any) rate levied at the time of redemption/switch-out of units will be the rate prevailing at the time of allotment of the corresponding units. Customers may request for a separate Exit Load Applicability Report by calling our toll free numbers 1800-270-7000 or from any of our Investor Service Centers.

NAV of Plans / Options (₹)		
	<b>Regular Plan</b>	<b>Direct Plan</b>
<b>Growth</b>	149.2500	166.8200
<b>IDCW*</b>	31.8300	39.4500

\*Income Distribution cum capital withdrawal

SIP Performance - Regular Plan - Growth (assuming SIP of ₹ 10000 per month)				
<b>Particulars</b>	<b>Since Inception</b>	<b>5 years</b>	<b>3 years</b>	<b>1 Year</b>
<b>Total Amount Invested (₹)</b>	2140000	600000	360000	120000
<b>Market Value of amount Invested</b>	10566230	896841	455986	128620
<b>Scheme Returns (CAGR)</b>	15.91%	16.10%	16.00%	13.65%
<b>NIFTY India Consumption TRI returns# (CAGR)</b>	NA	14.96%	16.00%	14.28%
<b>S&amp;P BSE SENSEX TRI returns## (CAGR)</b>	13.04%	15.14%	14.93%	13.79%

# Scheme Benchmark, ## Additional Benchmark

For SIP calculations above, the data assumes the investment of ₹ 10000/- on 1st day of every month or the subsequent working day. Load & Taxes are not considered for computation of returns. Performance for IDCW option would assume reinvestment of tax free IDCW declared at the then prevailing NAV. CAGR returns are computed after accounting for the cash flow by using XIRR method (investment internal rate of return). Where Benchmark returns are not available, they have not been shown. **Past performance may or may not be sustained in future.** Returns greater than 1 year period are compounded annualized. IDCW are assumed to be reinvested and bonus is adjusted. Load is not taken into consideration. For SIP returns, monthly investment of equal amounts invested on the 1<sup>st</sup> day of every month has been considered.



## Fund Details

### Investment Objective

An Open-ended diversified equity scheme with an objective to generate long-term growth of capital, by investing predominantly in a diversified portfolio of equity and equity related securities in the international markets.

#### Fund Manager

Mr. Dhaval Joshi

#### Date of Allotment

October 31, 2007

#### Benchmark

S&P Global 1200 TRI

#### Managing Fund Since

November 21, 2022

#### Experience in Managing the Fund

0.5 years

### Fund Category

Sectoral/Thematic

#### Load Structure (as % of NAV) (Incl. for SIP)

Entry Load	Nil
Exit Load	For redemption/switch-out of units on or before 30 days from the date of allotment: 1% of applicable NAV. For redemption /switch-out of units after 30 days from the date of allotment: Nil.

#### AUM

Monthly Average AUM	₹ 106.85	Crores
AUM as on last day	₹ 105.39	Crores

#### Total Expense Ratio (TER)

Regular	2.51%
Direct	1.76%
Including additional expenses and goods and service tax on management fees.	



#### Other Parameters

Portfolio Turnover	0.84
--------------------	------

#### Application Amount for fresh subscription

₹ 1,000 (plus in multiples of ₹ 1)

#### Min. Addl. Investment

₹ 1,000 (plus in multiples of ₹ 1)

#### SIP

Monthly: Minimum ₹ 1,000/-

## PORTFOLIO

Issuer	% to Net Assets	Rating
<b>United States of America</b>	<b>58.99%</b>	
Fortinet Inc	2.31%	
Polaris Inc	2.22%	
Wells Fargo & Co	2.19%	
ROPER TECHNOLOGIES INC	2.13%	
State Street Corp	2.12%	
Blackrock Inc	2.11%	
Ambev SA	2.10%	
US Bancorp	2.09%	
CONSTELLATION BRANDS INC-A	2.05%	
Masco Corp	2.04%	
Yum China Holdings Inc	2.03%	
Zimmer Biomet Holdings Inc	1.89%	
Kellogg Co	1.82%	
EMERSON ELECTRIC CO	1.78%	
Rockwell Automation Inc	1.35%	
Applied Materials Inc	1.29%	
Harmonic Inc	1.27%	
Teradyne Inc	1.21%	
Taiwan Semiconductor Manufacturing Co Ltd	1.20%	
Allegion PLC	1.09%	
Baidu Inc	1.07%	
Ecolab Inc	1.04%	
MICROSOFT CORPORATION	1.04%	
Microchip Technology Inc	1.03%	
The Bank of New York Mellon Corporation	1.02%	
Blackbaud Inc	1.02%	
Berkshire Hathaway Inc	1.01%	
John Wiley & Sons Inc	0.99%	
Equifax Inc	0.99%	
Lam Research Corp	0.99%	
MercadoLibre Inc	0.98%	
THE BOEING CO	0.96%	
GILEAD SCIENCES INC	0.96%	

Issuer	% to Net Assets	Rating
INTUIT INC	0.96%	
Comcast Corp	0.95%	
Biogen Inc	0.94%	
Western Union Co	0.93%	
PHILIP MORRIS INTERNATIONAL INC	0.92%	
Medtronic PLC	0.91%	
INTERCONTINENTAL EXCHANGE INC	0.90%	
Dominion Energy Inc	0.82%	
SCHWAB (CHARLES) CORP	0.76%	
3M CO COM	0.75%	
International Flavors & Fragrances Inc	0.74%	
<b>United Kingdom</b>	<b>9.52%</b>	
EXPERIAN PLC	2.00%	
LONDON STOCK EXCHANGE GROUP	1.98%	
Imperial Brands	1.76%	
British American Tobacco PLC	1.74%	
UNILEVER PLC	1.06%	
GSK PLC	0.97%	
<b>France</b>	<b>6.18%</b>	
SAFRAN SA	2.19%	
Airbus SE	2.09%	
Sanofi	1.90%	
<b>Australia</b>	<b>4.84%</b>	
Westpac Banking Corp	1.89%	
Australia & New Zealand Banking Group Limited	1.87%	
Brambles Limited	1.08%	
<b>Japan</b>	<b>4.16%</b>	
Nabtesco Corp	1.97%	
Japan Tobacco Incorporated	1.31%	
Kao Corporation	0.88%	
<b>Switzerland</b>	<b>3.64%</b>	
Barry Callebaut AG	1.59%	
NOVARTIS AG	1.05%	
Roche Holdings Ag Genus Bearer Shs	0.99%	





Issuer	% to Net Assets	Rating
<b>Germany</b>	<b>3.15%</b>	
Bayer AG	2.10%	
GEA GROUP AG	1.05%	
<b>FRANCE</b>	<b>2.29%</b>	
ASMLHOLDING NV	2.29%	
<b>HongKong</b>	<b>1.86%</b>	
Tencent Holdings	1.03%	
Hong Kong Exchanges and Clearing	0.83%	

Issuer	% to Net Assets	Rating
<b>Canada</b>	<b>1.79%</b>	
ROYAL BANK OF CANADA	0.99%	
THE TORONTO-DOMINION BANK	0.80%	
<b>Belgium</b>	<b>1.76%</b>	
Anheuser-Busch InBev SA/NV	1.76%	
<b>Sweden</b>	<b>0.95%</b>	
Elekt AB	0.95%	
<b>Cash &amp; Current Assets</b>	<b>0.87%</b>	
<b>Total Net Assets</b>	<b>100.00%</b>	

### Investment Performance NAV as on May 31, 2023: ₹ 29.9100

Inception - Oct 31, 2007	Since Inception	5 Years	3 Years	1 Year
<b>Aditya Birla Sun Life International Equity Fund - Plan A</b>	7.28%	8.92%	9.08%	2.14%
<b>Value of Std Investment of ₹ 10,000</b>	29910	15337	12985	10214
<b>Benchmark - S&amp;P Global 1200 TRI</b>	11.08%	12.76%	14.93%	9.04%
<b>Value of Std Investment of ₹ 10,000</b>	51504	18234	15191	10904
<b>Additional Benchmark - Nifty 50 TRI</b>	8.90%	12.89%	26.02%	12.94%
<b>Value of Std Investment of ₹ 10,000</b>	37772	18344	20037	11294

Past performance may or may not be sustained in future. The above performance is of Regular Plan - Growth Option. Kindly note that different plans have different expense structure. Load and Taxes are not considered for computation of returns. When scheme/additional benchmark returns are not available, they have not been shown. Total Schemes managed by Mr. Dhaval Joshi is 47. Refer annexure on page no. 169-170 to know more on performance of schemes managed by Fund Managers.

Note: The exit load (if any) rate levied at the time of redemption/switch-out of units will be the rate prevailing at the time of allotment of the corresponding units. Customers may request for a separate Exit Load Applicability Report by calling our toll free numbers 1800-270-7000 or from any of our Investor Service Centers.

### NAV of Plans / Options (₹)

	Regular Plan	Direct Plan
<b>Growth</b>	29.9100	31.8482
<b>IDCW*</b>	15.6702	31.8670

\*Income Distribution cum capital withdrawal

### SIP Performance - Regular Plan - Growth (assuming SIP of ₹ 10000 per month)

Particulars	Since Inception	5 years	3 years	1 Year
<b>Total Amount Invested (₹)</b>	1880000	600000	360000	120000
<b>Market Value of amount Invested</b>	4035124	722086	383818	123572
<b>Scheme Returns (CAGR)</b>	9.12%	7.35%	4.21%	5.59%
<b>S&amp;P Global 1200 TRI returns# (CAGR)</b>	13.73%	12.34%	9.51%	16.46%
<b>Nifty 50 TRI returns## (CAGR)</b>	12.50%	14.91%	14.70%	12.89%

Date of First Installment: November 01, 2007 & Scheme Inception Date: October 31, 2007. Past Performance may or may not be sustained in future.

# Scheme Benchmark, ## Additional Benchmark

For SIP calculations above, the data assumes the investment of ₹ 10000/- on 1st day of every month or the subsequent working day. Load & Taxes are not considered for computation of returns. Performance for IDCW option would assume reinvestment of tax free IDCW declared at the then prevailing NAV. CAGR returns are computed after accounting for the cash flow by using XIRR method (investment internal rate of return). Where Benchmark returns are not available, they have not been shown. **Past performance may or may not be sustained in future.** Returns greater than 1 year period are compounded annualized. IDCW are assumed to be reinvested and bonus is adjusted. Load is not taken into consideration. For SIP returns, monthly investment of equal amounts invested on the 1<sup>st</sup> day of every month has been considered.





\*Fresh subscriptions/ switch-in application(s) including fresh registrations for subscriptions under systematic transactions are being suspended temporarily till further notice.

## Fund Details

### Investment Objective

An Open-ended diversified equity scheme with an objective to generate long-term growth of capital, by investing predominantly in a diversified portfolio of equity and equity related securities in the domestic and international markets.

### Fund Manager

Mr. Vinod Bhat & Mr. Dhaval Joshi

### Date of Allotment

October 31, 2007

### Benchmark

Customised Index †  
† A customized benchmark created using S&P BSE 200 TRI to the extent of 65% of portfolio and S&P Global 1200 to the extent of 35% of portfolio.

### Managing Fund Since

November 21, 2022

### Experience in Managing the Fund

0.5 years

### Fund Category

Sectoral/Thematic

### Investment Style

Large Cap			
Mid Cap			
Small Cap			
	Value	Blend	Growth



### Load Structure (as % of NAV) (Incl. for SIP)

Entry Load	Nil
Exit Load	For redemption /switchout of units on or before 30 days from the date of allotment: 1% of applicable NAV. For redemption / switchout of units after 30 days from the date of allotment: Nil.

### AUM

Monthly Average AUM	₹ 89.69	Crores
AUM as on last day	₹ 90.54	Crores

### Total Expense Ratio (TER)

Regular	2.59%
Direct	2.19%

Including additional expenses and goods and service tax on management fees.

### Other Parameters

Portfolio Turnover	0.72
--------------------	------

### Application Amount for fresh subscription

NA

### Min. Addl. Investment

NA

### SIP

NA

## PORTFOLIO

Issuer	% to Net Assets	Rating
<b>Banks</b>	<b>16.38%</b>	
ICICI Bank Limited	7.45%	
Axis Bank Limited	3.96%	
State Bank of India	3.28%	
Bandhan Bank Limited	1.69%	
<b>United States of America</b>	<b>14.67%</b>	
Blackrock Inc	0.62%	
State Street Corp	0.60%	
Polaris Inc	0.60%	
Wells Fargo & Co	0.58%	
Fortinet Inc	0.56%	
US Bancorp	0.52%	
Yum China Holdings Inc	0.51%	
Masco Corp	0.50%	
Kellogg Co	0.49%	
Ambev SA	0.48%	
Zimmer Biomet Holdings Inc	0.46%	
CONSTELLATION BRANDS INC-A	0.43%	
EMERSON ELECTRIC CO	0.43%	
ROPER TECHNOLOGIES INC	0.41%	
Rockwell Automation Inc	0.39%	
Applied Materials Inc	0.37%	
Taiwan Semiconductor Manufacturing Co Ltd	0.37%	
INTUIT INC	0.37%	
Harmonic Inc	0.30%	
MICROSOFT CORPORATION	0.30%	
Berkshire Hathaway Inc	0.29%	
John Wiley & Sons Inc	0.29%	
Teradyne Inc	0.28%	
Microchip Technology Inc	0.28%	
GILEAD SCIENCES INC	0.28%	
Biogen Inc	0.27%	
Equifax Inc	0.27%	
Blackbaud Inc	0.26%	

Issuer	% to Net Assets	Rating
Allegion PLC	0.25%	
Comcast Corp	0.25%	
Baidu Inc	0.25%	
PHILIP MORRIS INTERNATIONAL INC	0.25%	
Ecolab Inc	0.24%	
The Bank of New York Mellon Corporation	0.24%	
Dominion Energy Inc	0.23%	
Medtronic PLC	0.23%	
Western Union Co	0.22%	
International Flavors & Fragrances Inc	0.21%	
SCHWAB (CHARLES) CORP	0.20%	
INTERCONTINENTAL EXCHANGE INC	0.19%	
THE BOEING CO	0.19%	
3M CO COM	0.18%	
<b>Finance</b>	<b>10.77%</b>	
Housing Development Finance Corporation Limited	6.71%	
Bajaj Finance Limited	2.27%	
SBI Cards & Payment Services Limited	1.22%	
Poonawalla Fincorp Limited	0.57%	
<b>IT - Software</b>	<b>9.38%</b>	
Infosys Limited	4.95%	
HCL Technologies Limited	2.70%	
Coforge Limited	1.73%	
<b>Automobiles</b>	<b>6.23%</b>	
Mahindra & Mahindra Limited	2.84%	
Tata Motors Limited	1.97%	
Maruti Suzuki India Limited	1.41%	
<b>Petroleum Products</b>	<b>4.41%</b>	
Reliance Industries Limited	4.41%	
<b>Construction</b>	<b>4.21%</b>	
Larsen & Toubro Limited	4.21%	
<b>Telecom - Services</b>	<b>3.77%</b>	
Bharti Airtel Limited	3.77%	
<b>Consumer Durables</b>	<b>3.11%</b>	



Issuer	% to Net Assets	Rating
Bata India Limited	2.00%	
Crompton Greaves Consumer Electricals Limited	1.11%	
<b>Insurance</b>	<b>2.94%</b>	
SBI Life Insurance Company Limited	2.94%	
<b>Cement &amp; Cement Products</b>	<b>2.54%</b>	
UltraTech Cement Limited	2.54%	
<b>United Kingdom</b>	<b>2.46%</b>	
LONDON STOCK EXCHANGE GROUP	0.58%	
British American Tobacco PLC	0.48%	
EXPERIAN PLC	0.48%	
Imperial Brands	0.46%	
GSK PLC	0.23%	
UNILEVER PLC	0.23%	
<b>Realty</b>	<b>2.27%</b>	
Phoenix Mills Limited	2.27%	
<b>Pharmaceuticals &amp; Biotechnology</b>	<b>1.98%</b>	
Sun Pharmaceutical Industries Limited	1.98%	
<b>Beverages</b>	<b>1.95%</b>	
United Spirits Limited	1.95%	
<b>Diversified FMCG</b>	<b>1.50%</b>	
Hindustan Unilever Limited	1.50%	
<b>France</b>	<b>1.48%</b>	
SAFRAN SA	0.54%	
Airbus SE	0.49%	
Sanofi	0.46%	
<b>Power</b>	<b>1.24%</b>	
NTPC Limited	1.24%	
<b>Australia</b>	<b>1.17%</b>	
Westpac Banking Corp	0.47%	

Issuer	% to Net Assets	Rating
Australia & New Zealand Banking Group Limited	0.46%	
Brambles Limited	0.24%	
<b>Japan</b>	<b>1.05%</b>	
Nabtesco Corp	0.49%	
Japan Tobacco Incorporated	0.34%	
Kao Corporation	0.22%	
<b>Agricultural Food &amp; other Products</b>	<b>1.04%</b>	
Tata Consumer Products Limited	1.04%	
<b>Germany</b>	<b>0.84%</b>	
Bayer AG	0.57%	
GEA GROUP AG	0.27%	
<b>FRANCE</b>	<b>0.67%</b>	
ASMLHOLDING NV	0.67%	
<b>Canada</b>	<b>0.62%</b>	
ROYAL BANK OF CANADA	0.33%	
THE TORONTO-DOMINION BANK	0.29%	
<b>Auto Components</b>	<b>0.61%</b>	
Sona BLW Precision Forgings Limited	0.61%	
<b>Switzerland</b>	<b>0.55%</b>	
Roche Holdings Ag Genus Bearer Shs	0.29%	
NOVARTIS AG	0.26%	
<b>HongKong</b>	<b>0.49%</b>	
Tencent Holdings	0.25%	
Hong Kong Exchanges and Clearing	0.23%	
<b>Belgium</b>	<b>0.48%</b>	
Anheuser-Busch InBev SA/NV	0.48%	
<b>Sweden</b>	<b>0.23%</b>	
Elekta AB	0.23%	
<b>Cash &amp; Current Assets</b>	<b>0.97%</b>	
<b>Total Net Assets</b>	<b>100.00%</b>	

Investment Performance		NAV as on May 31, 2023: ₹ 26.8694			
<b>Inception - Oct 31, 2007</b>					
<b>Aditya Birla Sun Life International Equity Fund - Plan B</b>	Since Inception	5 Years	3 Years	1 Year	
<b>Value of Std Investment of ₹ 10,000</b>	6.54%	7.77%	20.81%	5.92%	
<b>Benchmark - Customised Index †</b>	26869	14541	17653	10592	
<b>Value of Std Investment of ₹ 10,000</b>	10.59%	13.31%	23.10%	11.75%	
<b>Additional Benchmark - Nifty 50 TRI</b>	48056	18689	18677	11175	
<b>Value of Std Investment of ₹ 10,000</b>	8.90%	12.89%	26.02%	12.94%	
	37772	18344	20037	11294	

Past performance may or may not be sustained in future. The above performance is of Regular Plan - Growth Option. Kindly note that different plans have different expense structure. Load and Taxes are not considered for computation of returns. When scheme/additional benchmark returns are not available, they have not been shown. Total Schemes Co-Managed by Fund Managers is 3. Total Schemes managed by Mr. Vinod Bhat is 4. Total Schemes managed by Mr. Dhaval Joshi is 47. Refer annexure on page no. 169-170 to know more on performance of schemes managed by Fund Managers. † A customized benchmark created using S&P BSE 200 TRI to the extent of 65% of portfolio and S&P Global 1200 to the extent of 35% of portfolio.

Customised Index †† A customized benchmark created using S&P BSE 200 TRI to the extent of 65% of portfolio and S&P Global 1200 to the extent of 35% of portfolio.

Note: The exit load (if any) rate levied at the time of redemption/switch-out of units will be the rate prevailing at the time of allotment of the corresponding units. Customers may request for a separate Exit Load Applicability Report by calling our toll free numbers 1800-270-7000 or from any of our Investor Service Centers.

SIP Performance - Regular Plan - Growth (assuming SIP of ₹ 10000 per month)					
<b>Particulars</b>	Since Inception	5 years	3 years	1 Year	
<b>Total Amount Invested (₹)</b>	1880000	600000	360000	120000	
<b>Market Value of amount Invested</b>	4124680	773830	411305	124944	
<b>Scheme Returns (CAGR)</b>	9.37%	10.13%	8.86%	7.76%	
<b>Customised Index † returns# (CAGR)</b>	13.76%	14.84%	13.44%	13.96%	
<b>Nifty 50 TRI returns## (CAGR)</b>	12.50%	14.91%	14.70%	12.89%	

Date of First Installment: November 01, 2007 & Scheme Inception Date: October 31, 2007. Past Performance may or may not be sustained in future.

# Scheme Benchmark, ## Additional Benchmark

For SIP calculations above, the data assumes the investment of ₹ 10000/- on 1st day of every month or the subsequent working day. Load & Taxes are not considered for computation of returns. Performance for IDCW option would assume reinvestment of tax free IDCW declared at the then prevailing NAV. CAGR returns are computed after accounting for the cash flow by using XIRR method (investment internal rate of return). Where Benchmark returns are not available, they have not been shown. Past performance may or may not be sustained in future. Returns greater than 1 year period are compounded annualized. IDCW are assumed to be reinvested and bonus is adjusted. Load is not taken into consideration. For SIP returns, monthly investment of equal amounts invested on the 1<sup>st</sup> day of every month has been considered.

NAV of Plans / Options (₹)		
	Regular Plan	Direct Plan
<b>Growth</b>	26.8694	28.2293
<b>IDCW*</b>	18.5050	21.5671

\*Income Distribution cum capital withdrawal



An open ended equity scheme following the global agriculture theme

\*Fresh subscriptions/ switch-in application(s) including fresh registrations for subscriptions under systematic transactions are being suspended temporarily till further notice.

### Fund Details

#### Investment Objective

The objective of the Scheme is to offer long term growth of capital, by investing in (1) stocks of Agri commodity companies, i.e., companies engaged in or focusing on the Agri business and/or (2) overseas mutual fund scheme(s) that have similar investment objectives. These securities could be issued in India or overseas.

#### Fund Category

Sectoral/Thematic

#### Investment Style

Large Cap			
Mid Cap			
Small Cap			
	Growth	Value	Blend



#### Fund Manager

Mr. Dhaval Joshi

#### Date of Allotment

November 07, 2008

#### Benchmark

S&P Global Agribusiness TRI

#### Managing Fund Since

November 21, 2022

#### Experience in Managing the Fund

0.5 years

#### Load Structure (as % of NAV) (Incl. for SIP)

Entry Load	Nil
Exit Load	For redemption/switch-out of units on or before 30 days from the date of allotment: 1% of applicable NAV. For redemption /switch-out of units after 30 days from the date of allotment: Nil.

#### AUM

Monthly Average AUM	₹ 13.62	Crores
AUM as on last day	₹ 12.97	Crores

#### Total Expense Ratio (TER)

Regular	1.74%
Direct	1.29%

Including additional expenses and goods and service tax on management fees.

#### Other Parameters

Portfolio Turnover	0.00
--------------------	------

#### Application Amount for fresh subscription

NA
----

#### Min. Addl. Investment

NA
----

#### SIP

NA
----

## PORTFOLIO

Issuer	% to Net Assets	Rating
<b>United States of America</b>	<b>69.31%</b>	
BUNGE Limited	10.47%	
ARCHER-DANIELS-MIDLAND CO	9.69%	
INGREDION INC	8.58%	
Deere And Co Limited	7.74%	
Nutrien Limited	7.28%	
CF Industries Holdings Inc Ord Shs	6.87%	
The Mosaic Company Limited	6.04%	
Sociedad Quimica yMinera de Chile SA	5.76%	
TYSON FOODS INC	4.25%	
BRF SA	2.64%	
<b>Singapore</b>	<b>7.02%</b>	
Wilmar International Limited	4.95%	
Golden Agri-Resources Limited	2.07%	

Issuer	% to Net Assets	Rating
<b>United Kingdom</b>	<b>5.84%</b>	
ASSOCIATED BRITISH FOODS PLC	5.84%	
<b>Israel</b>	<b>5.82%</b>	
Israel Chemicals Limited	5.82%	
<b>Japan</b>	<b>5.08%</b>	
Kubota Corp	4.13%	
NIPPON MEAT PACK ORD	0.95%	
<b>Norway</b>	<b>4.73%</b>	
Yara International Asa	2.67%	
MOWI ASA	2.05%	
<b>Fertilizers &amp; Agrochemicals</b>	<b>0.62%</b>	
UPL Limited	0.62%	
<b>Cash &amp; Current Assets</b>	<b>1.58%</b>	
<b>Total Net Assets</b>	<b>100.00%</b>	

### Investment Performance

NAV as on May 31, 2023: ₹ 31.7381

	Since Inception	5 Years	3 Years	1 Year
Inception - Nov 07, 2008				
Aditya Birla Sun Life Commodity Equities Fund - Global Agri Plan	8.25%	6.25%	16.96%	-20.79%
Value of Std Investment of ₹ 10,000	31738	13544	16012	7921
Benchmark - S&P Global Agribusiness TRI	13.98%	10.20%	17.93%	-18.57%
Value of Std Investment of ₹ 10,000	67305	16257	16418	8143
Additional Benchmark - Nifty 50 TRI	14.75%	12.89%	26.02%	12.94%
Value of Std Investment of ₹ 10,000	74194	18344	20037	11294

Past performance may or may not be sustained in future. The above performance is of Regular Plan - Growth Option. Kindly note that different plans have different expense structure. Load and Taxes are not considered for computation of returns. When scheme/additional benchmark returns are not available, they have not been shown. Total Schemes managed by Mr. Dhaval Joshi is 47. Refer annexure on page no. 169-170 to know more on performance of schemes managed by Fund Managers.

Note: The exit load (if any) rate levied at the time of redemption/switch-out of units will be the rate prevailing at the time of allotment of the corresponding units. Customers may request for a separate Exit Load Applicability Report by calling our toll free numbers 1800-270-7000 or from any of our Investor Service Centers.

### SIP Performance - Regular Plan - Growth (assuming SIP of ₹ 10000 per month)

Particulars	Since Inception	5 years	3 years	1 Year
Total Amount Invested (₹)	1750000	600000	360000	120000
Market Value of amount Invested	2811238	708608	376409	103308
Scheme Returns (CAGR)	6.21%	6.60%	2.92%	-24.82%
S&P Global Agribusiness TRI returns# (CAGR)	10.80%	9.25%	4.11%	-22.72%
Nifty 50 TRI returns## (CAGR)	12.98%	14.91%	14.70%	12.89%

Date of First Installment: December 01, 2008 & Scheme Inception Date: November 07, 2008. Past Performance may or may not be sustained in future.

# Scheme Benchmark, ## Additional Benchmark

For SIP calculations above, the data assumes the investment of ₹ 10000/- on 1st day of every month or the subsequent working day. Load & Taxes are not considered for computation of returns. Performance for IDCW option would assume reinvestment of tax free IDCW declared at the then prevailing NAV. CAGR returns are computed after accounting for the cash flow by using XIRR method (investment internal rate of return). Where Benchmark returns are not available, they have not been shown. Past performance may or may not be sustained in future. Returns greater than 1 year period are compounded annualized. IDCW are assumed to be reinvested and bonus is adjusted. Load is not taken into consideration. For SIP returns, monthly investment of equal amounts invested on the 1<sup>st</sup> day of every month has been considered.

### NAV of Plans / Options (₹)

	Regular Plan	Direct Plan
Growth	31.7381	33.0925
IDCW*	18.2875	19.1036

\*Income Distribution cum capital withdrawal

\*Fresh subscriptions/ switch-in application(s) including fresh registrations for subscriptions under systematic transactions are being suspended temporarily till further notice.



## Fund Details

### Investment Objective

The scheme provides long term capital appreciation by investing in equity/equity related instruments of the companies in the Pharmaceuticals, Healthcare and Allied sectors in India. The Scheme does not guarantee/indicate any returns. There can be no assurance that the schemes' objectives will be achieved.

### Fund Manager

Mr. Dhaval Shah & Mr. Dhaval Joshi

### Date of Allotment

July 11, 2019

### Benchmark

S&P BSE Healthcare TRI

### Managing Fund Since

July 11, 2019 & November 21, 2022

### Experience in Managing the Fund

3.9 Years & 0.5 Years

### SIP

Monthly: Minimum ₹ 500/-

### Fund Category

Thematic (Equity)

### Investment Style

Large Cap			
Mid Cap			
Small Cap			
	Growth	Value	Blend



### Load Structure (as % of NAV) (Incl. for SIP)

Entry Load	Nil
Exit Load	For redemption/switchout of units on or before 30 days from the date of allotment:1.00% of applicable NAV. For redemption/switch-out of units after 30 days from the date of allotment: Nil

### AUM

Monthly Average AUM	₹ 451.12	Crores
AUM as on last day	₹ 454.83	Crores

### Total Expense Ratio (TER)

Regular	2.45%
Direct	1.10%
Including additional expenses and goods and service tax on management fees.	

### Other Parameters

Standard Deviation	14.81%
Sharpe Ratio	0.38
Beta	0.90
Portfolio Turnover	0.36

Note: Standard Deviation, Sharpe Ratio & Beta are calculated on Annualised basis using 3 years history of monthly returns. Risk Free Rate assumed to be 6.4% (FBIL Overnight MIBOR as on 31 May 2023) for calculating Sharpe Ratio

### Application Amount for fresh subscription

₹ 1,000 (plus in multiples of ₹ 1)

### Min. Addl. Investment

₹ 1,000 (plus in multiples of ₹ 1)

## PORTFOLIO

Issuer	% to Net Assets	Rating
<b>Pharmaceuticals &amp; Biotechnology</b>	<b>77.07%</b>	
Sun Pharmaceutical Industries Limited	14.18%	
Lupin Limited	5.93%	
Torrent Pharmaceuticals Limited	5.42%	
Aurobindo Pharma Limited	4.85%	
Dr. Reddys Laboratories Limited	4.78%	
Cipla Limited	4.26%	
Zydus Lifesciences Limited	3.84%	
Alkem Laboratories Limited	3.59%	
Biocon Limited	3.22%	
Strides Pharma Science Limited	3.15%	
Indoco Remedies Limited	2.86%	
J.B. Chemicals & Pharmaceuticals Limited	2.84%	
Sanofi India Limited	2.50%	
Abbott India Limited	2.48%	
Ajanta Pharmaceuticals Limited	2.06%	
Eris Lifesciences Limited	2.00%	
Natco Pharma Limited	1.95%	

Issuer	% to Net Assets	Rating
Mankind Pharma Ltd	1.94%	
ALEMBIC PHARMACEUTICALS LIMITED	1.94%	
Gland Pharma Limited	1.88%	
Granules India Limited	1.41%	
<b>Healthcare Services</b>	<b>17.15%</b>	
Apollo Hospitals Enterprise Limited	8.33%	
Fortis Healthcare Limited	4.88%	
Global Health Ltd/India	1.54%	
Vijaya Diagnostic Centre Limited	1.27%	
Syngene International Limited	1.13%	
<b>Retailing</b>	<b>1.85%</b>	
Medplus Health Services Limited	1.85%	
<b>Chemicals &amp; Petrochemicals</b>	<b>1.49%</b>	
Vinati Organics Limited	1.49%	
<b>Food Products</b>	<b>0.94%</b>	
Zydus Wellness Limited	0.94%	
<b>Cash &amp; Current Assets</b>	<b>1.50%</b>	
<b>Total Net Assets</b>	<b>100.00%</b>	

### Investment Performance

NAV as on May 31, 2023: ₹ 17.4300

Inception - July 11, 2019	Since Inception	5 Years	3 Years	1 Year
Aditya Birla Sun Life Pharma & Healthcare Fund	15.34%	NA	12.03%	4.43%
Value of Std Investment of ₹ 10,000	17430	NA	14068	10443
Benchmark - S&P BSE Healthcare TRI	18.10%	NA	15.49%	6.17%
Value of Std Investment of ₹ 10,000	19112	NA	15414	10617
Additional Benchmark - Nifty 50 TRI	14.38%	NA	26.02%	12.94%
Value of Std Investment of ₹ 10,000	16874	NA	20037	11294

Past performance may or may not be sustained in future. The above performance is of Regular Plan - Growth Option. Kindly note that different plans have different expense structure. Load and Taxes are not considered for computation of returns. When scheme/additional benchmark returns are not available, they have not been shown. Total Schemes Co-Managed by Fund Managers is 1. Total Schemes managed by Mr. Dhaval Shah is 6. Total Schemes managed by Mr. Dhaval Joshi is 47. Refer annexure on page no. 169-170 to know more on performance of schemes managed by Fund Managers.

Note: The exit load (if any) rate levied at the time of redemption/switch-out of units will be the rate prevailing at the time of allotment of the corresponding units. Customers may request for a separate Exit Load Applicability Report by calling our toll free numbers 1800-270-7000 or from any of our Investor Service Centers.

### NAV of Plans / Options (₹)

	Regular Plan	Direct Plan
Growth	17.4300	18.5900
IDCW <sup>2</sup> :	13.9400	14.8800

<sup>2</sup>Income Distribution cum capital withdrawal



## SIP Performance - Regular Plan - Growth (assuming SIP of ₹ 10000 per month)

Particulars	Since Inception	5 years	3 years	1 Year
<b>Total Amount Invested (₹)</b>	470000	NA	360000	120000
<b>Market Value of amount Invested</b>	557052	NA	375335	123451
<b>Scheme Returns (CAGR)</b>	8.65%	NA	2.73%	5.40%
<b>S&amp;P BSE Healthcare TRI# (CAGR)</b>	11.60%	NA	4.79%	8.18%
<b>Nifty 50 TRI## (CAGR)</b>	16.15%	NA	14.70%	12.89%

Date of First Installment: August 01, 2019 & Scheme Inception Date: July 11, 2019. Past Performance may or may not be sustained in future.

# Scheme Benchmark, ## Additional Benchmark

For SIP calculations above, the data assumes the investment of ₹ 10000/- on 1st day of every month or the subsequent working day. Load & Taxes are not considered for computation of returns. Performance for IDCW option would assume reinvestment of tax free IDCW declared at the then prevailing NAV. CAGR returns are computed after accounting for the cash flow by using XIRR method (investment internal rate of return). Where Benchmark returns are not available, they have not been shown. **Past performance may or may not be sustained in future.** Returns greater than 1 year period are compounded annualized. IDCW are assumed to be reinvested and bonus is adjusted. Load is not taken into consideration. For SIP returns, monthly investment of equal amounts invested on the 1<sup>st</sup> day of every month has been considered.



## Fund Details

### Investment Objective

The investment objective of the Scheme is to seek generation of capital appreciation by creating a portfolio that is predominantly investing in equity & equity related securities and debt and money market instruments. The Scheme does not guarantee/indicate any returns. There can be no assurance that the schemes' objectives will be achieved.

### Fund Manager

Mr. Harshil Suvamkar, Mr. Atul Penkar & Mr. Dhaval Joshi

### Date of Allotment

February 11, 2019

### Benchmark

Nifty 500 TRI

### Managing Fund Since

March 22, 2021, December 28, 2021 & November 21, 2022

### Experience in Managing the Fund

2.2 years, 1.4 years & 0.5 years

### SIP

Monthly: Minimum ₹ 500/-

### Fund Category

Children's Fund (Solution Oriented Fund)

### Load Structure (as % of NAV) (Incl. for SIP)

Entry Load	Nil
Exit Load	Nil
An open ended fund for investment for children having a lock-in for at least 5 years or till the child attains age of majority (whichever is earlier).	

### AUM

Monthly Average AUM	₹ 694.21	Crores
AUM as on last day	₹ 711.72	Crores

### Total Expense Ratio (TER)

Regular	2.28%
Direct	0.78%
Including additional expenses and goods and service tax on management fees.	



### Other Parameters

Standard Deviation	13.41%
Sharpe Ratio	0.67
Beta	0.83
Portfolio Turnover	0.50

Note: Standard Deviation, Sharpe Ratio & Beta are calculated on Annualised basis using 3 years history of monthly returns. Risk Free Rate assumed to be 6.4% (FBIL Overnight MIBOR as on 31 May 2023) for calculating Sharpe Ratio

### Application Amount for fresh subscription

₹ 1,000 (plus in multiples of ₹ 1)

### Min. Addl. Investment

₹ 1,000 (plus in multiples of ₹ 1)

## PORTFOLIO

Issuer	% to Net Assets	Rating
<b>Banks</b>	<b>23.85%</b>	
ICICI Bank Limited	7.07%	
HDFC Bank Limited	4.03%	
State Bank of India	3.36%	
Axis Bank Limited	2.97%	
Ujjivan Small Finance Bank Limited	1.67%	
IDFC First Bank Limited	1.42%	
Bandhan Bank Limited	1.24%	
IndusInd Bank Limited	1.12%	
Bank of Baroda	0.97%	
<b>Finance</b>	<b>7.73%</b>	
Housing Development Finance Corporation Limited	4.49%	
Bajaj Finance Limited	1.23%	
Poonawalla Fincorp Limited	1.05%	
Mahindra & Mahindra Financial Services Limited	0.96%	
<b>IT - Software</b>	<b>7.06%</b>	
Infosys Limited	5.41%	
Tata Consultancy Services Limited	1.09%	
Rategain Travel Technologies Limited	0.57%	
<b>Retailing</b>	<b>6.49%</b>	
Shoppers Stop Limited	2.08%	
Vedant Fashions Private Limited	1.68%	
Go Fashion India Limited	1.09%	
Info Edge (India) Limited	0.92%	
FSN E-Commerce Ventures Limited	0.73%	
<b>Cement &amp; Cement Products</b>	<b>4.77%</b>	
The Ramco Cements Limited	2.36%	
Ambuja Cements Limited	1.28%	
UltraTech Cement Limited	1.13%	
<b>Industrial Manufacturing</b>	<b>4.49%</b>	
Honeywell Automation India Limited	3.03%	
GMM Pfaudler Limited	1.46%	
<b>Petroleum Products</b>	<b>4.01%</b>	
Reliance Industries Limited	4.01%	

Issuer	% to Net Assets	Rating
<b>Pharmaceuticals &amp; Biotechnology</b>	<b>3.89%</b>	
Mankind Pharma Ltd	1.47%	
Biocon Limited	1.21%	
Sun Pharmaceutical Industries Limited	1.21%	
<b>Automobiles</b>	<b>3.73%</b>	
Tata Motors Limited	1.48%	
Mahindra & Mahindra Limited	1.41%	
Maruti Suzuki India Limited	0.84%	
<b>Healthcare Services</b>	<b>3.26%</b>	
Fortis Healthcare Limited	2.13%	
Aster DM Healthcare Limited	1.14%	
<b>Chemicals &amp; Petrochemicals</b>	<b>3.17%</b>	
Navin Fluorine International Limited	1.15%	
Clean Science & Technology Limited	1.14%	
AETHER INDUSTRIES LTD	0.89%	
<b>Construction</b>	<b>3.01%</b>	
Larsen & Toubro Limited	3.01%	
<b>Leisure Services</b>	<b>2.65%</b>	
Devyani International Limited	1.56%	
Jubilant Foodworks Limited	1.10%	
<b>Auto Components</b>	<b>2.34%</b>	
Samvardhana Motherson International Limited	1.25%	
Motherson Sumi Wiring India Limited	1.09%	
<b>Consumer Durables</b>	<b>2.01%</b>	
Titan Company Limited	1.23%	
V-Guard Industries Limited	0.78%	
<b>Realty</b>	<b>1.84%</b>	
Phoenix Mills Limited	1.17%	
KEYSTONE REALTORS LIMITED	0.67%	
<b>Agricultural Commercial &amp; Construction Vehicles</b>	<b>1.54%</b>	
Ashok Leyland Limited	1.54%	
<b>Power</b>	<b>1.47%</b>	
NTPC Limited	1.47%	
<b>Diversified FMCG</b>	<b>1.41%</b>	





Issuer	% to Net Assets	Rating
Hindustan Unilever Limited	1.41%	
<b>Agricultural Food &amp; other Products</b>	<b>1.35%</b>	
Balrampur Chini Mills Limited	1.35%	
<b>Industrial Products</b>	<b>1.33%</b>	
Bharat Forge Limited	1.33%	
<b>Transport Services</b>	<b>1.33%</b>	
InterGlobe Aviation Limited	1.33%	
<b>Ferrous Metals</b>	<b>1.04%</b>	
Tata Steel Limited	1.04%	
<b>Food Products</b>	<b>1.04%</b>	

Issuer	% to Net Assets	Rating
Britannia Industries Limited	1.04%	
<b>Telecom - Services</b>	<b>1.02%</b>	
Bharti Airtel Limited	1.02%	
Textiles & Apparels	1.01%	
Gokaldas Exports Ltd	1.01%	
<b>Financial Technology (Fintech)</b>	<b>0.93%</b>	
PB Fintech Limited	0.93%	
<b>Cash &amp; Current Assets</b>	<b>2.21%</b>	
<b>Total Net Assets</b>	<b>100.00%</b>	

### Investment Performance NAV as on May 31, 2023: ₹ 13.9900

Inception - February 11, 2019	Since Inception	5 Years	3 Years	1 Year
Aditya Birla Sun Life Bal Bhavishya Yojna	8.12%	NA	15.43%	10.68%
Value of Std Investment of ₹ 10,000	13990	NA	15391	11068
Benchmark - Nifty 500 TRI	15.28%	NA	27.61%	12.74%
Value of Std Investment of ₹ 10,000	18437	NA	20806	11274
Additional Benchmark - Nifty 50 TRI	14.52%	NA	26.02%	12.94%
Value of Std Investment of ₹ 10,000	17918	NA	20037	11294

Past performance may or may not be sustained in future. The above performance is of Regular Plan - Growth Option. Kindly note that different plans have different expense structure. Load and Taxes are not considered for computation of returns. When scheme/additional benchmark returns are not available, they have not been shown. Total Schemes Co-Managed by Fund Managers is 1. Total Schemes managed by Mr. Atul Penkar is 3. Total Schemes managed by Mr. Harshil Suvarakar is 13. Total Schemes managed by Mr. Dhaval Joshi is 47. Refer annexure on page no. 169-170 to know more on performance of schemes managed by Fund Managers.

Note: The exit load (if any) rate levied at the time of redemption/switch-out of units will be the rate prevailing at the time of allotment of the corresponding units. Customers may request for a separate Exit Load Applicability Report by calling our toll free numbers 1800-270-7000 or from any of our Investor Service Centers.

### NAV of Plans / Options (₹)

	Regular Plan	Direct Plan
Growth	13.9900	15.1200
IDCW <sup>1</sup> :	14.0000	15.1200

<sup>1</sup>Income Distribution cum capital withdrawal

### SIP Performance - Regular Plan - Growth (assuming SIP of ₹ 10000 per month)

Particulars	Since Inception	5 years	3 years	1 Year
Total Amount Invested (₹)	520000	NA	360000	120000
Market Value of amount Invested	623800	NA	402114	126380
Scheme Returns (CAGR)	8.36%	NA	7.33%	10.05%
Nifty 500 TRI# (CAGR)	16.43%	NA	15.20%	12.51%
Nifty 50 TRI## (CAGR)	15.60%	NA	14.70%	12.89%

Date of First Installment: March 01, 2019 & Scheme Inception Date: February 11, 2019. Past Performance may or may not be sustained in future.

# Scheme Benchmark, ## Additional Benchmark

For SIP calculations above, the data assumes the investment of ₹ 10000/- on 1st day of every month or the subsequent working day. Load & Taxes are not considered for computation of returns. Performance for IDCW option would assume reinvestment of tax free IDCW declared at the then prevailing NAV. CAGR returns are computed after accounting for the cash flow by using XIRR method (investment internal rate of return). Where Benchmark returns are not available, they have not been shown. **Past performance may or may not be sustained in future.** Returns greater than 1 year period are compounded annualized. IDCW are assumed to be reinvested and bonus is adjusted. Load is not taken into consideration. For SIP returns, monthly investment of equal amounts invested on the 1<sup>st</sup> day of every month has been considered.



An open-ended retirement solution oriented scheme having a lock-in of 5 years or till retirement age (whichever is earlier)



### Fund Details

#### Investment Objective

The primary investment objective of the Scheme is income generation and capital appreciation for its investors which will be in line with their retirement goals by investing in a mix of equity, equity related instruments along with debt and money market instruments. The Scheme does not guarantee/indicate any returns. There can be no assurance that the schemes' objectives will be achieved.

#### Fund Manager

Mr. Harshil Suvamkar, Mr. Dhaval Shah & Mr. Dhaval Joshi

#### Date of Allotment

March 11, 2019

#### Benchmark

NIFTY 500 TRI

#### Managing Fund Since

March 22, 2021, December 28, 2021 & November 21, 2022

#### Experience in Managing the Fund

2.2 years, 1.4 years & 0.5 Years

#### Fund Category

Retirement Fund (Solution Oriented Fund)

#### Load Structure (as % of NAV) (Incl. for SIP)

Entry Load	Nil
Exit Load	Nil Upon completion of lock-in period of minimum 5 years from the date of allotment of units or Retirement Age of Unit holder (i.e. completion of 60 years, whichever is earlier):

#### AUM

Monthly Average AUM	₹ 273.35	Crores
AUM as on last day	₹ 277.16	Crores

#### Total Expense Ratio (TER)

Regular	2.39%
Direct	1.04%
Including additional expenses and goods and service tax on management fees.	

#### SIP

Monthly: Minimum ₹ 500/-



#### Other Parameters

Standard Deviation	13.09%
Sharpe Ratio	0.67
Beta	0.80
Portfolio Turnover	0.17

Note: Standard Deviation, Sharpe Ratio & Beta are calculated on Annualised basis using 3 years history of monthly returns. Risk Free Rate assumed to be 6.4% (FBIL Overnight MIBOR as on 31 May 2023) for calculating Sharpe Ratio

#### Application Amount for fresh subscription

₹ 1,000 (plus in multiples of ₹ 1)

#### Min. Addl. Investment

₹ 1,000 (plus in multiples of ₹ 1)

## PORTFOLIO

Issuer	% to Net Assets	Rating
<b>Banks</b>	<b>27.18%</b>	
ICICI Bank Limited	8.24%	
HDFC Bank Limited	7.05%	
Axis Bank Limited	3.18%	
State Bank of India	3.01%	
IndusInd Bank Limited	2.32%	
Kotak Mahindra Bank Limited	1.88%	
Bank of Baroda	1.50%	
<b>Pharmaceuticals &amp; Biotechnology</b>	<b>8.23%</b>	
Sun Pharmaceutical Industries Limited	2.66%	
Mankind Pharma Ltd	2.24%	
Biocon Limited	1.39%	
Strides Pharma Science Limited	1.37%	
Gland Pharma Limited	0.57%	
<b>Finance</b>	<b>7.95%</b>	
Housing Development Finance Corporation Limited	5.86%	
Poonawalla Fincorp Limited	1.48%	
Bajaj Finance Limited	0.61%	
<b>Consumer Durables</b>	<b>6.69%</b>	
Crompton Greaves Consumer Electricals Limited	2.09%	
Campus Activewear Limited	1.11%	
Dixon Technologies (India) Limited	0.99%	
Bata India Limited	0.95%	
Titan Company Limited	0.89%	
Johnson Controls - Hitachi Air Conditioning India Limited	0.53%	
Symphony Limited	0.13%	
<b>Auto Components</b>	<b>5.03%</b>	
Craftsman Automation Ltd	2.25%	
Sundaram Clayton Limited	2.18%	
Sundaram Clayton Limited	0.60%	CRISIL A1+
<b>Construction</b>	<b>5.01%</b>	
Larsen & Toubro Limited	5.01%	
<b>IT - Software</b>	<b>4.67%</b>	
Infosys Limited	4.67%	

Issuer	% to Net Assets	Rating
<b>Retailing</b>	<b>4.01%</b>	
Shoppers Stop Limited	3.02%	
FSN E-Commerce Ventures Limited	0.98%	
<b>Diversified FMCG</b>	<b>3.96%</b>	
Hindustan Unilever Limited	2.01%	
ITC Limited	1.94%	
<b>Cement &amp; Cement Products</b>	<b>3.47%</b>	
UltraTech Cement Limited	3.47%	
<b>Petroleum Products</b>	<b>3.41%</b>	
Reliance Industries Limited	3.41%	
<b>Healthcare Services</b>	<b>2.53%</b>	
Fortis Healthcare Limited	2.53%	
<b>Automobiles</b>	<b>2.47%</b>	
Tata Motors Limited	2.47%	
<b>Agricultural Commercial &amp; Construction Vehicles</b>	<b>1.61%</b>	
Ashok Leyland Limited	1.61%	
<b>Fertilizers &amp; Agrochemicals</b>	<b>1.59%</b>	
Bayer Cropscience Limited	1.59%	
<b>Realty</b>	<b>1.58%</b>	
Brigade Enterprises Limited	1.58%	
<b>Beverages</b>	<b>1.57%</b>	
United Breweries Limited	1.57%	
<b>Personal Products</b>	<b>1.55%</b>	
Procter & Gamble Hygiene and Health Care Limited	1.55%	
<b>Industrial Manufacturing</b>	<b>1.45%</b>	
Honeywell Automation India Limited	1.45%	
<b>Food Products</b>	<b>1.31%</b>	
Zyduz Wellness Limited	1.31%	
<b>Insurance</b>	<b>0.87%</b>	
HDFC Life Insurance Company Limited	0.87%	
<b>Government Bond</b>	<b>0.73%</b>	
7.38% GOI 20JUN2027	0.37%	SOV
7.17% GOVERNMENT OF INDIA 18APR30	0.36%	SOV
<b>Paper Forest &amp; Jute Products</b>	<b>0.58%</b>	



# Aditya Birla Sun Life Retirement Fund - The 30s Plan

An open-ended retirement solution oriented scheme having a lock-in of 5 years or till retirement age (whichever is earlier)



Wealth Solutions

Issuer	% to Net Assets	Rating
Century Textiles & Industries Limited	0.58%	
<b>Money Market Instruments</b>	<b>0.34%</b>	
Axis Bank Limited	0.34%	ICRA A1+
<b>Cash Management Bills</b>	<b>0.09%</b>	

Issuer	% to Net Assets	Rating
Government of India	0.09%	SOV
<b>Cash &amp; Current Assets</b>	<b>2.16%</b>	
<b>Total Net Assets</b>	<b>100.00%</b>	

## Investment Performance NAV as on May 31, 2023: ₹ 13.3320

	Since Inception	5 Years	3 Years	1 Year
<b>Inception - March 11, 2019</b>				
Aditya Birla Sun Life Retirement Fund - The 30s Plan	7.04%	NA	15.13%	7.75%
Value of Std Investment of ₹ 10,000	13332	NA	15273	10775
<b>Benchmark - NIFTY 500 TRI</b>	14.43%	NA	27.61%	12.74%
Value of Std Investment of ₹ 10,000	17676	NA	20806	11274
<b>Additional Benchmark - Nifty 50 TRI</b>	14.10%	NA	26.02%	12.94%
Value of Std Investment of ₹ 10,000	17456	NA	20037	11294

Past performance may or may not be sustained in future. The above performance is of Regular Plan - Growth Option. Kindly note that different plans have different expense structure. Load and Taxes are not considered for computation of returns. When scheme/additional benchmark returns are not available, they have not been shown. Total Schemes Co-Managed by Fund Managers is 3. Total Schemes managed by Mr. Dhaval Shah is 6. Total Schemes managed by Mr. Harshil Suvarakar is 13. Total Schemes managed by Mr. Dhaval Joshi is 47. Refer annexure on page no. 169-170 to know more on performance of schemes managed by Fund Managers.

Note: The exit load (if any) rate levied at the time of redemption/switch-out of units will be the rate prevailing at the time of allotment of the corresponding units. Customers may request for a separate Exit Load Applicability Report by calling our toll free numbers 1800-270-7000 or from any of our Investor Service Centers.

## NAV of Plans / Options (₹)

	Regular Plan	Direct Plan
<b>Growth</b>	13.3320	14.2980
<b>IDCW*</b>	13.3260	14.2880

\*Income Distribution cum capital withdrawal

## SIP Performance - Regular Plan - Growth (assuming SIP of ₹ 10000 per month)

Particulars	Since Inception	5 years	3 years	1 Year
<b>Total Amount Invested (₹)</b>	510000	NA	360000	120000
<b>Market Value of amount Invested</b>	601351	NA	395752	123709
<b>Scheme Returns (CAGR)</b>	7.71%	NA	6.26%	5.81%
<b>Nifty 500 TRI# (CAGR)</b>	16.45%	NA	15.20%	12.51%
<b>Nifty 50 TRI## (CAGR)</b>	15.62%	NA	14.70%	12.89%

Date of First Installment: April 01, 2019 & Scheme Inception Date: March 11, 2019. Past Performance may or may not be sustained in future.

# Scheme Benchmark, ## Additional Benchmark

For SIP calculations above, the data assumes the investment of ₹ 10000/- on 1st day of every month or the subsequent working day. Load & Taxes are not considered for computation of returns. Performance for IDCW option would assume reinvestment of tax free IDCW declared at the then prevailing NAV. CAGR returns are computed after accounting for the cash flow by using XIRR method (investment internal rate of return). Where Benchmark returns are not available, they have not been shown. **Past performance may or may not be sustained in future.** Returns greater than 1 year period are compounded annualized. IDCW are assumed to be reinvested and bonus is adjusted. Load is not taken into consideration. For SIP returns, monthly investment of equal amounts invested on the 1<sup>st</sup> day of every month has been considered.





## Fund Details

### Investment Objective

The primary investment objective of the Scheme is income generation and capital appreciation for its investors which will be in line with their retirement goals by investing in a mix of equity, equity related instruments along with debt and money market instruments. The Scheme does not guarantee/indicate any returns. There can be no assurance that the schemes' objectives will be achieved.

### Fund Manager

Mr. Harshil Suvamkar, Mr. Dhaval Shah & Mr. Dhaval Joshi

### Date of Allotment

March 11, 2019

### Benchmark

CRISIL Hybrid 35+65 - Aggressive Index

### Managing Fund Since

March 22, 2021, December 28, 2021 & November 21, 2022

### Experience in Managing the Fund

2.2 years, 1.4 years & 0.5 Years

### Fund Category

Retirement Fund (Solution Oriented Fund)

### Load Structure (as % of NAV) (Incl. for SIP)

Entry Load	Nil
Exit Load	Nil
	Upon completion of lock-in period of minimum 5 years from the date of allotment of units or Retirement Age of Unit holder (i.e. completion of 60 years, whichever is earlier):

### AUM

Monthly Average AUM	₹ 93.94	Crores
AUM as on last day	₹ 94.44	Crores

### Total Expense Ratio (TER)

Regular	2.39%
Direct	1.07%
Including additional expenses and goods and service tax on management fees.	

### SIP

Monthly: Minimum ₹ 500/-



### Other Parameters

Modified Duration	3.42 years
Average Maturity	4.32 years
Yield to Maturity	7.27%
Macaulay Duration	3.58 years
Standard Deviation	10.54%
Sharpe Ratio	0.58
Beta	0.96
Portfolio Turnover	0.25

**Note:** Standard Deviation, Sharpe Ratio & Beta are calculated on Annualised basis using 3 years history of monthly returns. Risk Free Rate assumed to be 6.4% (FBIL Overnight MIBOR as on 31 May 2023) for calculating Sharpe Ratio

### Application Amount for fresh subscription

₹ 1,000 (plus in multiples of ₹ 1)

### Min. Addl. Investment

₹ 1,000 (plus in multiples of ₹ 1)

## PORTFOLIO

Issuer	% to Net Assets	Rating
<b>Banks</b>	<b>19.56%</b>	
ICICI Bank Limited	7.84%	
HDFC Bank Limited	5.36%	
State Bank of India	2.79%	
Kotak Mahindra Bank Limited	1.30%	
Bank of Baroda	1.18%	
IndusInd Bank Limited	1.09%	
<b>Pharmaceuticals &amp; Biotechnology</b>	<b>7.77%</b>	
Sun Pharmaceutical Industries Limited	2.14%	
Mankind Pharma Ltd	2.00%	
Strides Pharma Science Limited	1.53%	
Biocon Limited	1.26%	
Gland Pharma Limited	0.84%	
<b>Finance</b>	<b>6.62%</b>	
Housing Development Finance Corporation Limited	4.84%	
Poonawalla Fincorp Limited	1.24%	
Bajaj Finance Limited	0.54%	
<b>Fixed rates bonds - Corporate</b>	<b>5.35%</b>	
REC Limited	4.25%	ICRA AAA
Housing Development Finance Corporation Limited	1.10%	CRISIL AAA
<b>Consumer Durables</b>	<b>5.13%</b>	
Crompton Greaves Consumer Electricals Limited	1.44%	
Campus Activewear Limited	1.18%	
Titan Company Limited	0.87%	
Bata India Limited	0.83%	
Dixon Technologies (India) Limited	0.82%	
<b>Government Bond</b>	<b>4.83%</b>	
7.17% GOVERNMENT OF INDIA 18APR30	2.14%	SOV
7.38% GOI 20JUN2027	1.61%	SOV
7.26% GOVERNMENT OF INDIA 06FEB33	1.08%	SOV
<b>IT - Software</b>	<b>4.57%</b>	
Infosys Limited	4.57%	
<b>Auto Components</b>	<b>4.52%</b>	
Sundaram Clayton Limited	2.01%	

Issuer	% to Net Assets	Rating
Craftsman Automation Ltd	1.96%	
Sundaram Clayton Limited	0.55%	CRISIL A1+
<b>Construction</b>	<b>4.47%</b>	
Larsen & Toubro Limited	4.47%	
<b>Retailing</b>	<b>3.20%</b>	
Shoppers Stop Limited	2.65%	
FSN E-Commerce Ventures Limited	0.55%	
<b>Cement &amp; Cement Products</b>	<b>3.14%</b>	
UltraTech Cement Limited	3.14%	
<b>Diversified FMCG</b>	<b>3.06%</b>	
Hindustan Unilever Limited	1.55%	
ITC Limited	1.51%	
<b>Petroleum Products</b>	<b>2.72%</b>	
Reliance Industries Limited	2.72%	
<b>Healthcare Services</b>	<b>2.34%</b>	
Fortis Healthcare Limited	2.34%	
<b>Automobiles</b>	<b>2.34%</b>	
Tata Motors Limited	2.34%	
<b>State Government Bond</b>	<b>2.16%</b>	
TAMIL NADU 08.21% 24JUN25 SDL	2.16%	SOV
<b>Industrial Manufacturing</b>	<b>1.57%</b>	
Honeywell Automation India Limited	1.57%	
<b>Realty</b>	<b>1.43%</b>	
Brigade Enterprises Limited	1.43%	
<b>Personal Products</b>	<b>1.43%</b>	
Procter & Gamble Hygiene and Health Care Limited	1.43%	
<b>Agricultural Commercial &amp; Construction Vehicles</b>	<b>1.36%</b>	
Ashok Leyland Limited	1.36%	
<b>Food Products</b>	<b>1.04%</b>	
Zydus Wellness Limited	1.04%	
<b>Money Market Instruments</b>	<b>0.99%</b>	
Axis Bank Limited	0.99%	ICRA A1+
<b>Insurance</b>	<b>0.90%</b>	
HDFC Life Insurance Company Limited	0.90%	



# Aditya Birla Sun Life Retirement Fund - The 40s Plan

An open-ended retirement solution oriented scheme having a lock-in of 5 years or till retirement age (whichever is earlier)



Wealth Solutions

Issuer	% to Net Assets	Rating
<ul style="list-style-type: none"> <li>Paper Forest &amp; Jute Products</li> </ul>	0.56%	
Century Textiles & Industries Limited	0.56%	
<ul style="list-style-type: none"> <li>Cash Management Bills</li> </ul>	0.27%	

Issuer	% to Net Assets	Rating
Government of India	0.27%	SOV
<b>Cash &amp; Current Assets</b>	<b>8.66%</b>	
<b>Total Net Assets</b>	<b>100.00%</b>	

## Investment Performance NAV as on May 31, 2023: ₹ 13.1570

Inception - March 11, 2019	Since Inception	5 Years	3 Years	1 Year
<b>Aditya Birla Sun Life Retirement Fund - The 40s Plan</b>	6.71%	NA	12.48%	6.92%
<b>Value of Std Investment of ₹ 10,000</b>	13157	NA	14239	10692
<b>Benchmark - CRISIL Hybrid 35+65 - Aggressive Index</b>	12.72%	NA	19.21%	11.49%
<b>Value of Std Investment of ₹ 10,000</b>	16585	NA	16958	11149
<b>Additional Benchmark - Nifty 50 TRI</b>	14.10%	NA	26.02%	12.94%
<b>Value of Std Investment of ₹ 10,000</b>	17456	NA	20037	11294

Past performance may or may not be sustained in future. The above performance is of Regular Plan - Growth Option. Kindly note that different plans have different expense structure. Load and Taxes are not considered for computation of returns. When scheme/additional benchmark returns are not available, they have not been shown. Total Schemes Co-Managed by Fund Managers is 3. Total Schemes managed by Mr. Dhaval Shah is 6. Total Schemes managed by Mr. Harshil Suvankar is 13. Total Schemes managed by Mr. Dhaval Joshi is 47. Refer annexure on page no. 169-170 to know more on performance of schemes managed by Fund Managers.

Note: The exit load (if any) rate levied at the time of redemption/switch-out of units will be the rate prevailing at the time of allotment of the corresponding units. Customers may request for a separate Exit Load Applicability Report by calling our toll free numbers 1800-270-7000 or from any of our Investor Service Centers.

## NAV of Plans / Options (₹)

	Regular Plan	Direct Plan
<b>Growth</b>	13.1570	14.0470
<b>IDCW*</b>	13.1570	14.0450

\*Income Distribution cum capital withdrawal

## SIP Performance - Regular Plan - Growth (assuming SIP of ₹ 10000 per month)

Particulars	Since Inception	5 years	3 years	1 Year
<b>Total Amount Invested (₹)</b>	510000	NA	360000	120000
<b>Market Value of amount Invested</b>	590066	NA	390429	123325
<b>Scheme Returns (CAGR)</b>	6.82%	NA	5.35%	5.20%
<b>CRISIL Hybrid 35+65 - Aggressive Index# (CAGR)</b>	12.95%	NA	11.60%	11.46%
<b>Nifty 50 TRI## (CAGR)</b>	15.62%	NA	14.70%	12.89%

Date of First Installment: April 01, 2019 & Scheme Inception Date: March 11, 2019. Past Performance may or may not be sustained in future.

# Scheme Benchmark, ## Additional Benchmark

For SIP calculations above, the data assumes the investment of ₹ 10000/- on 1st day of every month or the subsequent working day. Load & Taxes are not considered for computation of returns. Performance for IDCW option would assume reinvestment of tax free IDCW declared at the then prevailing NAV. CAGR returns are computed after accounting for the cash flow by using XIRR method (investment internal rate of return). Where Benchmark returns are not available, they have not been shown. **Past performance may or may not be sustained in future.** Returns greater than 1 year period are compounded annualized. IDCW are assumed to be reinvested and bonus is adjusted. Load is not taken into consideration. For SIP returns, monthly investment of equal amounts invested on the 1<sup>st</sup> day of every month has been considered.





## Fund Details

### Investment Objective

The primary investment objective of the Scheme is income generation and capital appreciation for its investors which will be in line with their retirement goals by investing in a mix of equity, equity related instruments along with debt and money market instruments. The Scheme does not guarantee/indicate any returns. There can be no assurance that the schemes' objectives will be achieved.

### Fund Manager

Mr. Harshil Suvamkar, Mr. Dhaval Shah & Mr. Dhaval Joshi

### Date of Allotment

March 11, 2019

### Benchmark

CRISIL Short Term Debt Hybrid 75+25 Index

### Managing Fund Since

March 22, 2021, December 28, 2021 & November 21, 2022

### Experience in Managing the Fund

2.2 years, 1.4 years & 0.5 Years

### Fund Category

Retirement Fund (Solution Oriented Fund)

### Load Structure (as % of NAV) (Incl. for SIP)

Entry Load	Nil
Exit Load	Nil
Upon completion of lock-in period of minimum 5 years from the date of allotment of units or Retirement Age of Unit holder (i.e. completion of 60 years, whichever is earlier):	

### AUM

Monthly Average AUM	₹ 27.11	Crores
AUM as on last day	₹ 27.02	Crores

### Total Expense Ratio (TER)

Regular	1.94%
Direct	0.62%
Including additional expenses and goods and service tax on management fees.	



### Other Parameters

Modified Duration	2.60 years
Average Maturity	3.34 years
Yield to Maturity	6.93%
Macaulay Duration	2.71 years
Portfolio Turnover	0.38

### Application Amount for fresh subscription

₹ 1,000 (plus in multiples of ₹ 1)

### Min. Addl. Investment

₹ 1,000 (plus in multiples of ₹ 1)

### SIP

Monthly: Minimum ₹ 500/-

## PORTFOLIO

Issuer	% to Net Assets	Rating
<b>Government Bond</b>	<b>50.45%</b>	
7.27% GOI 08APR26	18.67%	SOV
7.38% GOI 20JUN2027	16.92%	SOV
7.26% GOVERNMENT OF INDIA 06FEB33	8.48%	SOV
6.57% GOI (MD 05/12/2033)	3.57%	SOV
7.17% GOVERNMENT OF INDIA 18APR30	2.80%	SOV
<b>Fixed rates bonds - Corporate</b>	<b>7.68%</b>	
Housing Development Finance Corporation Limited	7.68%	CRISIL AAA
<b>Banks</b>	<b>7.25%</b>	
ICICI Bank Limited	2.47%	
HDFC Bank Limited	2.24%	
State Bank of India	0.95%	
IndusInd Bank Limited	0.71%	
Axis Bank Limited	0.52%	
Bank of Baroda	0.37%	
<b>Money Market Instruments</b>	<b>6.91%</b>	
Axis Bank Limited	6.91%	ICRA A1+
<b>State Government Bond</b>	<b>5.67%</b>	
TAMIL NADU 08.21% 24JUN25 SDL	5.67%	SOV
<b>Pharmaceuticals &amp; Biotechnology</b>	<b>2.61%</b>	
Sun Pharmaceutical Industries Limited	0.77%	
Mankind Pharma Ltd	0.63%	
Lupin Limited	0.55%	
Strides Pharma Science Limited	0.36%	
Gland Pharma Limited	0.28%	
<b>Finance</b>	<b>2.58%</b>	
Housing Development Finance Corporation Limited	1.56%	
SBI Cards & Payment Services Limited	0.59%	
Poonawalla Fincorp Limited	0.43%	
<b>IT - Software</b>	<b>1.42%</b>	
Infosys Limited	1.42%	
<b>Consumer Durables</b>	<b>1.33%</b>	
V-Guard Industries Limited	0.53%	
Crompton Greaves Consumer Electricals Limited	0.53%	
Dixon Technologies (India) Limited	0.26%	

Issuer	% to Net Assets	Rating
Symphony Limited	0.02%	
<b>Construction</b>	<b>1.21%</b>	
Larsen & Toubro Limited	1.21%	
<b>Diversified FMCG</b>	<b>1.14%</b>	
Hindustan Unilever Limited	0.72%	
ITC Limited	0.42%	
<b>Cement &amp; Cement Products</b>	<b>1.11%</b>	
UltraTech Cement Limited	1.11%	
<b>Telecom - Services</b>	<b>0.94%</b>	
Bharti Airtel Limited	0.94%	
<b>Cash Management Bills</b>	<b>0.93%</b>	
Government of India	0.93%	SOV
<b>Industrial Products</b>	<b>0.76%</b>	
POLYCAB INDIA Limited	0.76%	
<b>Auto Components</b>	<b>0.60%</b>	
Craftsman Automation Ltd	0.60%	
<b>Insurance</b>	<b>0.59%</b>	
HDFC Life Insurance Company Limited	0.59%	
<b>Automobiles</b>	<b>0.58%</b>	
Tata Motors Limited	0.58%	
<b>Healthcare Services</b>	<b>0.57%</b>	
Fortis Healthcare Limited	0.57%	
<b>Agricultural Commercial &amp; Construction Vehicles</b>	<b>0.51%</b>	
Ashok Leyland Limited	0.51%	
<b>Beverages</b>	<b>0.50%</b>	
United Breweries Limited	0.50%	
<b>Industrial Manufacturing</b>	<b>0.49%</b>	
Honeywell Automation India Limited	0.49%	
<b>Non - Ferrous Metals</b>	<b>0.45%</b>	
Hindalco Industries Limited	0.45%	
<b>Realty</b>	<b>0.35%</b>	
Brigade Enterprises Limited	0.35%	
<b>Cash &amp; Current Assets</b>	<b>3.37%</b>	
<b>Total Net Assets</b>	<b>100.00%</b>	





# Aditya Birla Sun Life Retirement Fund - The 50s Plan

An open-ended retirement solution oriented scheme having a lock-in of 5 years or till retirement age (whichever is earlier)



Wealth Solutions



## Investment Performance

NAV as on May 31, 2023: ₹ 11.9407

Inception - March 11, 2019	Since Inception	5 Years	3 Years	1 Year
Aditya Birla Sun Life Retirement Fund - The 50s Plan	4.29%	NA	2.86%	6.85%
Value of Std Investment of ₹ 10,000	11941	NA	10885	10685
Benchmark - CRISIL Short Term Debt Hybrid 75+25 Index	9.31%	NA	10.79%	8.58%
Value of Std Investment of ₹ 10,000	14567	NA	13606	10858
Additional Benchmark - CRISIL 10 Year Gilt Index	6.17%	NA	3.16%	10.04%
Value of Std Investment of ₹ 10,000	12877	NA	10979	11004

Past performance may or may not be sustained in future. The above performance is of Regular Plan - Growth Option. Kindly note that different plans have different expense structure. Load and Taxes are not considered for computation of returns. When scheme/additional benchmark returns are not available, they have not been shown. Total Schemes Co-Managed by Fund Managers is 3. Total Schemes managed by Mr. Dhaval Shah is 6. Total Schemes managed by Mr. Harshil Suvankar is 13. Total Schemes managed by Mr. Dhaval Joshi is 47. Refer annexure on page no. 169-170 to know more on performance of schemes managed by Fund Managers.

Note: The exit load (if any) rate levied at the time of redemption/switch-out of units will be the rate prevailing at the time of allotment of the corresponding units. Customers may request for a separate Exit Load Applicability Report by calling our toll free numbers 1800-270-7000 or from any of our Investor Service Centers.



## SIP Performance - Regular Plan - Growth (assuming SIP of ₹ 10000 per month)

Particulars	Since Inception	5 years	3 years	1 Year
Total Amount Invested (₹)	510000	NA	360000	120000
Market Value of amount Invested	550241	NA	377780	124291
Scheme Returns (CAGR)	3.53%	NA	3.16%	6.73%
CRISIL Short Term Debt Hybrid 75+25 Index# (CAGR)	8.70%	NA	7.71%	8.95%
CRISIL 10 Year Gilt Index## (CAGR)	4.70%	NA	4.46%	11.41%

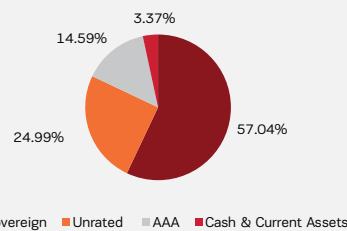
Date of First Installment: April 01, 2019 & Scheme Inception Date: March 11, 2019. Past Performance may or may not be sustained in future.

# Scheme Benchmark, ## Additional Benchmark

For SIP calculations above, the data assumes the investment of ₹ 10000/- on 1st day of every month or the subsequent working day. Load & Taxes are not considered for computation of returns. Performance for IDCW option would assume reinvestment of tax free IDCW declared at the then prevailing NAV. CAGR returns are computed after accounting for the cash flow by using XIRR method (investment internal rate of return). Where Benchmark returns are not available, they have not been shown. **Past performance may or may not be sustained in future.** Returns greater than 1 year period are compounded annualized. IDCW are assumed to be reinvested and bonus is adjusted. Load is not taken into consideration. For SIP returns, monthly investment of equal amounts invested on the 1<sup>st</sup> day of every month has been considered.



## Rating Profile of Portfolio



## NAV of Plans / Options (₹)

	Regular Plan	Direct Plan
Growth	11.9407	12.6702
IDCW <sup>5</sup> :	11.9397	12.6700

<sup>5</sup>Income Distribution cum capital withdrawal



@abslmutualfund



@abslsmf



<https://mutualfund.adityabirlacapital.com>



## Fund Details

### Investment Objective

The investment objective of the scheme is to provide long term capital appreciation by investing in equity and equity related Instruments of Public Sector Undertakings (PSUs). The Scheme does not guarantee/indicate any returns. There can be no assurance that the schemes' objectives will be achieved.

### Fund Manager

Mr. Dhaval Gala & Mr. Dhaval Joshi

### Date of Allotment

December 30, 2019

### Benchmark

S&P BSE PSU TRI

### Managing Fund Since

September 22, 2022 & November 21, 2022

### Experience in Managing the Fund

0.7 years & 0.5 Years

### Fund Category

Thematic (Equity)

### Investment Style

Large Cap			
Mid Cap			
Small Cap			
	Growth	Value	Blend



### Load Structure (as % of NAV) (Incl. for SIP)

Entry Load	Nil
Exit Load	For redemption/switchout of units on or before 30 days from the date of allotment: 1.00% of applicable NAV. For redemption/switchout of units after 30 days from the date of allotment: Nil

### AUM

Monthly Average AUM	₹ 1096.68	Crores
AUM as on last day	₹ 1108.42	Crores

### Total Expense Ratio (TER)

Regular	2.19%
Direct	0.79%
Including additional expenses and goods and service tax on management fees.	

### Other Parameters

Portfolio Turnover	0.30
--------------------	------

### Application Amount for fresh subscription

₹ 500 (plus in multiples of ₹ 1)

### Min. Addl. Investment

₹ 500 (plus in multiples of ₹ 1)

### SIP

Monthly: Minimum ₹ 500/-

## PORTFOLIO

Issuer	% to Net Assets	Rating
<b>Banks</b>	<b>29.78%</b>	
State Bank of India	10.46%	
Bank of Baroda	9.29%	
Punjab National Bank	4.54%	
Bank of India	4.14%	
Canara Bank	1.35%	
<b>Power</b>	<b>15.95%</b>	
NTPC Limited	7.95%	
Power Grid Corporation of India Limited	6.52%	
NLC India Limited	1.48%	
<b>Consumable Fuels</b>	<b>8.34%</b>	
Coal India Limited	8.34%	
<b>Gas</b>	<b>6.77%</b>	
GAIL (India) Limited	3.95%	
Gujarat State Petronet Limited	1.71%	
Gujarat Gas Limited	1.10%	
<b>Aerospace &amp; Defense</b>	<b>5.24%</b>	
Hindustan Aeronautics Limited	3.19%	
Bharat Electronics Limited	1.63%	
Bharat Dynamics Limited	0.42%	
<b>Petroleum Products</b>	<b>5.16%</b>	
Bharat Petroleum Corporation Limited	3.76%	
Hindustan Petroleum Corporation Limited	1.40%	
<b>Finance</b>	<b>4.20%</b>	
LIC Housing Finance Limited	2.17%	
SBI Cards & Payment Services Limited	1.07%	
Power Finance Corporation Limited	0.82%	
BEML Land Assets Ltd	0.13%	

Issuer	% to Net Assets	Rating
<b>Oil</b>	<b>3.97%</b>	
Oil & Natural Gas Corporation Limited	3.97%	
<b>Ferrous Metals</b>	<b>2.99%</b>	
NMDC Steel Ltd	2.99%	
<b>Minerals &amp; Mining</b>	<b>2.94%</b>	
NMDC Limited	2.53%	
Moil Limtied	0.42%	
<b>Non - Ferrous Metals</b>	<b>2.71%</b>	
National Aluminium Company Limited	2.71%	
<b>Paper Forest &amp; Jute Products</b>	<b>1.72%</b>	
Tamil Nadu Newsprint & Papers Limited	1.72%	
<b>Industrial Manufacturing</b>	<b>1.41%</b>	
Mazagon Dock Shipbuilders Limited	1.41%	
<b>Insurance</b>	<b>1.35%</b>	
Life Insurance Corp of India	0.74%	
SBI Life Insurance Company Limited	0.61%	
<b>Agricultural Commercial &amp; Construction Vehicles</b>	<b>1.24%</b>	
BEML Limited	1.24%	
<b>Construction</b>	<b>0.99%</b>	
RITES Limited	0.99%	
<b>Transport Services</b>	<b>0.89%</b>	
Container Corporation of India Limited	0.89%	
<b>Chemicals &amp; Petrochemicals</b>	<b>0.65%</b>	
Gujarat Alkalies and Chemicals Limited	0.46%	
Gujarat Narmada Valley Fertilizers and Chemicals Limited	0.19%	
<b>Cash &amp; Current Assets</b>	<b>3.68%</b>	
<b>Total Net Assets</b>	<b>100.00%</b>	



### Investment Performance

NAV as on May 31, 2023: ₹ 17.7600

Inception - December 30, 2019	Since Inception	5 Years	3 Years	1 Year
Aditya Birla Sun Life PSU Equity Fund	18.29%	NA	32.11%	23.33%
Value of Std Investment of ₹ 10,000	17760	NA	23095	12333
Benchmark - S&P BSE PSU TRI	17.76%	NA	37.55%	27.13%
Value of Std Investment of ₹ 10,000	17488	NA	26068	12713
Additional Benchmark - Nifty 50 TRI	14.17%	NA	26.02%	12.94%
Value of Std Investment of ₹ 10,000	15731	NA	20037	11294

Past performance may or may not be sustained in future. The above performance is of Regular Plan - Growth Option. Kindly note that different plans have different expense structure. Load and Taxes are not considered for computation of returns. When scheme/additional benchmark returns are not available, they have not been shown. Total Schemes Co-Managed by Fund Managers is 4. Total Schemes managed by Mr. Dhaval Gala is 6. Total Schemes managed by Mr. Dhaval Joshi is 47. Refer annexure on page no. 169-170 to know more on performance of schemes managed by Fund Managers.  
 Note: The exit load (if any) rate levied at the time of redemption/switch-out of units will be the rate prevailing at the time of allotment of the corresponding units. Customers may request for a separate Exit Load Applicability Report by calling our toll free numbers 1800-270-7000 or from any of our Investor Service Centers.



### SIP Performance - Regular Plan - Growth (assuming SIP of ₹ 10000 per month)

Particulars	Since Inception	5 years	3 years	1 Year
Total Amount Invested (₹)	420000	NA	360000	120000
Market Value of amount Invested	642121	NA	519485	134728
Scheme Returns (CAGR)	25.07%	NA	25.38%	23.64%
S&P BSE PSU TRI# (CAGR)	28.79%	NA	30.10%	28.34%
Nifty 50 TRI## (CAGR)	16.37%	NA	14.70%	12.89%

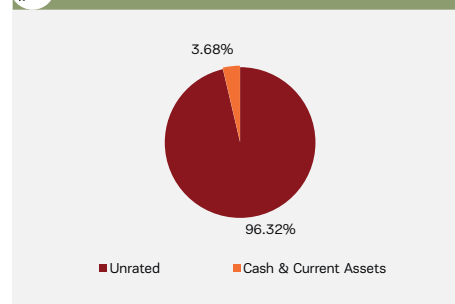
Date of First Installment: January 01, 2020 & Scheme Inception Date: December 30, 2019. Past Performance may or may not be sustained in future.

#### # Scheme Benchmark, ## Additional Benchmark

For SIP calculations above, the data assumes the investment of ₹ 10000/- on 1st day of every month or the subsequent working day. Load & Taxes are not considered for computation of returns. Performance for IDCW option would assume reinvestment of tax free IDCW declared at the then prevailing NAV. CAGR returns are computed after accounting for the cash flow by using XIRR method (investment internal rate of return). Where Benchmark returns are not available, they have not been shown. **Past performance may or may not be sustained in future.** Returns greater than 1 year period are compounded annualized. IDCW are assumed to be reinvested and bonus is adjusted. Load is not taken into consideration. For SIP returns, monthly investment of equal amounts invested on the 1<sup>st</sup> day of every month has been considered.



### Rating Profile of Portfolio



### NAV of Plans / Options (₹)

	Regular Plan	Direct Plan
Growth	17.7600	18.8600
IDCW <sup>§</sup> :	15.7200	17.6900

<sup>§</sup>Income Distribution cum capital withdrawal



## Fund Details

### Investment Objective

The investment objective of the Scheme is to provide long term capital appreciation by investing in opportunities presented by special situations such as corporate restructuring, Government policy change and/or regulatory changes, companies going through temporary but unique challenges and other similar instances. The Scheme does not guarantee/indicate any returns. There can be no assurance that the schemes' objectives will be achieved.

#### Fund Manager

Mr. Chanchal Khandelwal & Mr. Dhaval Joshi

#### Date of Allotment

October 23, 2020

#### Benchmark

S&P BSE 500 TRI

#### Managing Fund Since

October 23, 2020 & November 21, 2022

#### Experience in Managing the Fund

2.6 years & 0.5 Years

### Fund Category

Sectoral/Thematic

### Investment Style

Large Cap			
Mid Cap			
Small Cap			
	Growth	Value	Blend



#### Load Structure (as % of NAV) (Incl. for SIP)

Entry Load	Nil		
Exit Load	For redemption /switch-out of units on or before 30 days from the date of allotment: 1% of applicable NAV. For redemption /switch-out of units after 30 days from the date of allotment: Nil.		

#### Application Amount for fresh subscription

₹ 500 (plus in multiples of ₹ 1)

#### Min. Addl. Investment

₹ 500 (plus in multiples of ₹ 1)

#### SIP

Monthly: Minimum ₹ 500/-

#### AUM

Monthly Average AUM	₹ 604.46	Crores
AUM as on last day	₹ 615.80	Crores

#### Total Expense Ratio (TER)

Regular	2.40%
Direct	1.05%

Including additional expenses and goods and service tax on management fees.

## PORTFOLIO

Issuer	% to Net Assets	Rating
<b>Banks</b>	<b>22.95%</b>	
ICICI Bank Limited	8.90%	
HDFC Bank Limited	3.90%	
Axis Bank Limited	2.75%	
State Bank of India	2.63%	
Kotak Mahindra Bank Limited	1.82%	
IndusInd Bank Limited	1.67%	
IDFC First Bank Limited	1.28%	
<b>IT - Software</b>	<b>9.61%</b>	
Infosys Limited	5.48%	
Birlasoft Limited	1.73%	
Coforge Limited	1.25%	
Mphasis Limited	1.15%	
<b>Finance</b>	<b>5.97%</b>	
Bajaj Finance Limited	2.86%	
Bajaj Finserv Limited	2.32%	
Poonawalla Fincorp Limited	0.78%	
<b>Automobiles</b>	<b>5.13%</b>	
Hero MotoCorp Limited	1.93%	
Tata Motors Limited	1.92%	
Mahindra & Mahindra Limited	1.29%	
<b>Telecom - Services</b>	<b>4.85%</b>	
Bharti Airtel Limited	4.85%	
<b>Industrial Products</b>	<b>4.66%</b>	
Bharat Forge Limited	1.99%	
Cummins India Limited	1.43%	
AIA Engineering Limited	1.24%	
<b>Pharmaceuticals &amp; Biotechnology</b>	<b>4.17%</b>	
Sun Pharmaceutical Industries Limited	2.51%	
Strides Pharma Science Limited	0.80%	
Lupin Limited	0.54%	
Solara Active Pharma Sciences Limited	0.32%	
<b>Consumer Durables</b>	<b>4.00%</b>	
Crompton Greaves Consumer Electricals Limited	1.86%	

Issuer	% to Net Assets	Rating
Bajaj Electricals Limited	1.60%	
La Opala RG Limited	0.41%	
Orient Electric Ltd.	0.13%	
<b>Healthcare Services</b>	<b>3.47%</b>	
Apollo Hospitals Enterprise Limited	1.96%	
Fortis Healthcare Limited	1.51%	
<b>Realty</b>	<b>3.36%</b>	
Phoenix Mills Limited	2.79%	
Sobha Limited	0.57%	
<b>Beverages</b>	<b>3.32%</b>	
United Spirits Limited	2.01%	
United Breweries Limited	1.32%	
<b>Ferrous Metals</b>	<b>3.24%</b>	
Tata Steel Limited	2.71%	
NMDC Steel Ltd	0.52%	
<b>Cement &amp; Cement Products</b>	<b>2.66%</b>	
Ambuja Cements Limited	1.55%	
Grasim Industries Limited	1.12%	
<b>Insurance</b>	<b>2.33%</b>	
ICICI Lombard General Insurance Company Limited	1.32%	
SBI Life Insurance Company Limited	1.00%	
<b>Chemicals &amp; Petrochemicals</b>	<b>2.32%</b>	
Aarti Industries Limited	1.22%	
Atul Limited	1.09%	
<b>Retailing</b>	<b>2.21%</b>	
Aditya Birla Fashion and Retail Limited	0.77%	
FSN E-Commerce Ventures Limited	0.74%	
Zomato Limited	0.70%	
<b>Petroleum Products</b>	<b>2.15%</b>	
Reliance Industries Limited	2.15%	
<b>Agricultural Food &amp; other Products</b>	<b>2.09%</b>	
Tata Consumer Products Limited	2.09%	
Entertainment	1.72%	
Sun TV Network Limited	1.02%	



Issuer	% to Net Assets	Rating
Zee Entertainment Enterprises Limited	0.71%	
<b>● Transport Services</b>	<b>1.63%</b>	
Container Corporation of India Limited	1.63%	
<b>● Power</b>	<b>1.27%</b>	
Tata Power Company Limited	1.27%	
<b>● Non - Ferrous Metals</b>	<b>1.16%</b>	
Hindalco Industries Limited	1.16%	
<b>● Construction</b>	<b>1.05%</b>	
Kalpataru Power Transmission Limited	1.05%	

Issuer	% to Net Assets	Rating
<b>● Capital Markets</b>	<b>0.96%</b>	
UTI ASSET MANAGEMENT COMPANY Limited	0.96%	
<b>● Auto Components</b>	<b>0.92%</b>	
Sundram Fasteners Limited	0.92%	
<b>● Financial Technology (Fintech)</b>	<b>0.44%</b>	
One 97 Communications Limited	0.44%	
<b>Cash &amp; Current Assets</b>	<b>2.35%</b>	
<b>Total Net Assets</b>	<b>100.00%</b>	

## Investment Performance NAV as on May 31, 2023: ₹ 15.3600

Inception - October 23, 2020	Since Inception	5 Years	3 Years	1 Year
<b>Aditya Birla Sun Life Special Opportunities Fund</b>	17.93%	NA	NA	7.19%
<b>Value of Std Investment of ₹ 10,000</b>	15360	NA	NA	10719
<b>Benchmark - S&amp;P BSE 500 TRI</b>	21.65%	NA	NA	12.85%
<b>Value of Std Investment of ₹ 10,000</b>	16655	NA	NA	11285
<b>Additional Benchmark - Nifty 50 TRI</b>	19.81%	NA	NA	12.94%
<b>Value of Std Investment of ₹ 10,000</b>	16008	NA	NA	11294

Past performance may or may not be sustained in future. The above performance is of Regular Plan - Growth Option. Kindly note that different plans have different expense structure. Load and Taxes are not considered for computation of returns. When scheme/additional benchmark returns are not available, they have not been shown. Total Schemes Co- Managed by Fund Managers is 3. Total Schemes managed by Mr. Chanchal Khandelwal is 4. Total Schemes managed by Mr. Dhaval Joshi is 47. Refer annexure on page no. 169-170 to know more on performance of schemes managed by Fund Managers.

Note: The exit load (if any) rate levied at the time of redemption/switch-out of units will be the rate prevailing at the time of allotment of the corresponding units. Customers may request for a separate Exit Load Applicability Report by calling our toll free numbers 1800-270-7000 or from any of our Investor Service Centers.

## NAV of Plans / Options (₹)

	Regular Plan	Direct Plan
<b>Growth</b>	15.3600	16.0400
<b>IDCW<sup>§</sup>:</b>	13.6600	14.2700

<sup>§</sup>Income Distribution cum capital withdrawal

## SIP Performance - Regular Plan - Growth (assuming SIP of ₹ 10000 per month)

Particulars	Since Inception	5 years	3 years	1 Year
<b>Total Amount Invested (₹)</b>	320000	NA	NA	120000
<b>Market Value of amount Invested</b>	354168	NA	NA	124131
<b>Scheme Returns (CAGR)</b>	7.57%	NA	NA	6.48%
<b>S&amp;P BSE 500 TRI# (CAGR)</b>	12.33%	NA	NA	12.61%
<b>Nifty 50 TRI## (CAGR)</b>	11.91%	NA	NA	12.89%

Date of First Installment: November 01, 2020 & Scheme Inception Date: October 23, 2020. Past Performance may or may not be sustained in future.

# Scheme Benchmark, ## Additional Benchmark

For SIP calculations above, the data assumes the investment of ₹ 10000/- on 1st day of every month or the subsequent working day. Load & Taxes are not considered for computation of returns. Performance for IDCW option would assume reinvestment of tax free IDCW declared at the then prevailing NAV. CAGR returns are computed after accounting for the cash flow by using XIRR method (investment internal rate of return). Where Benchmark returns are not available, they have not been shown. **Past performance may or may not be sustained in future.** Returns greater than 1 year period are compounded annualized. IDCW are assumed to be reinvested and bonus is adjusted. Load is not taken into consideration. For SIP returns, monthly investment of equal amounts invested on the 1<sup>st</sup> day of every month has been considered.



### Fund Details

#### Investment Objective

To generate long-term capital appreciation by investing in a diversified basket of companies following Environmental, Social and Governance (ESG) theme. The Scheme does not guarantee/indicate any returns. There can be no assurance that the schemes' objectives will be achieved.

#### Fund Manager

Mr. Dhaval Joshi & Mr. Dhaval Gala

#### Date of Allotment

December 24, 2020

#### Benchmark

Nifty 100 ESG TRI

#### Managing Fund Since

November 21, 2022 & February 17, 2023

#### Experience in Managing the Fund

0.5 Years & 0.3 Years

#### Fund Category

Thematic

#### Investment Style

Large Cap	■	■	■
Mid Cap	■	■	■
Small Cap	■	■	■
	Growth	Value	Blend



#### Load Structure (as % of NAV) (Incl. for SIP)

Entry Load	Nil
Exit Load	For redemption /switch-out of units on or before 30 days from the date of allotment: 1% of applicable NAV. For redemption /switch-out of units after 30 days from the date of allotment: Nil.

#### Application Amount for fresh subscription

₹ 500 (plus in multiples of ₹ 1)

#### Min. Addl. Investment

₹ 500 (plus in multiples of ₹ 1)

#### AUM

Monthly Average AUM	₹ 808.45	Crores
AUM as on last day	₹ 813.40	Crores

#### SIP

Monthly: Minimum ₹ 500/-

#### Total Expense Ratio (TER)

Regular	2.31%
Direct	0.88%
Including additional expenses and goods and service tax on management fees.	

## PORTFOLIO

Issuer	% to Net Assets	Rating
<b>● Banks</b>	<b>27.10%</b>	
ICICI Bank Limited	8.36%	
HDFC Bank Limited	6.91%	
State Bank of India	5.46%	
Axis Bank Limited	5.11%	
Kotak Mahindra Bank Limited	1.25%	
<b>● IT - Software</b>	<b>17.65%</b>	
LTIMindtree Ltd	6.80%	
Infosys Limited	5.97%	
HCL Technologies Limited	1.61%	
Tata Consultancy Services Limited	1.49%	
Birlasoft Limited	1.18%	
KPIT Technologies Limited	0.60%	
<b>● Consumer Durables</b>	<b>10.68%</b>	
Titan Company Limited	3.00%	
Blue Star Limited	2.70%	
Kajaria Ceramics Limited	1.91%	
Crompton Greaves Consumer Electricals Limited	1.69%	
Bata India Limited	0.88%	
Whirlpool of India Limited	0.50%	
<b>● Auto Components</b>	<b>5.47%</b>	
Sona BLW Precision Forgings Limited	2.12%	
Endurance Technologies Limited	2.10%	
Rolex Rings Limited	0.66%	
Schaeffler India Limited	0.58%	
<b>● Automobiles</b>	<b>5.17%</b>	
TVS Motor Company Limited	2.78%	
Mahindra & Mahindra Limited	2.40%	
<b>● Electrical Equipment</b>	<b>4.38%</b>	
ABB India Limited	4.38%	
<b>● Retailing</b>	<b>4.31%</b>	

Issuer	% to Net Assets	Rating
Avenue Supermarts Limited	1.98%	
Aditya Birla Fashion and Retail Limited	1.17%	
V-Mart Retail Limited	1.15%	
<b>● Finance</b>	<b>3.40%</b>	
Bajaj Finance Limited	3.40%	
<b>● Industrial Products</b>	<b>2.99%</b>	
POLYCAB INDIA Limited	2.99%	
<b>● Healthcare Services</b>	<b>2.40%</b>	
Syngene International Limited	1.50%	
METROPOLIS HEALTHCARE LIMITED	0.91%	
<b>● Cement &amp; Cement Products</b>	<b>2.19%</b>	
JK Cement Limited	2.19%	
<b>● Textiles &amp; Apparels</b>	<b>2.18%</b>	
Page Industries Limited	2.18%	
<b>● Diversified FMCG</b>	<b>1.76%</b>	
Hindustan Unilever Limited	1.76%	
<b>● Realty</b>	<b>1.70%</b>	
Oberoi Realty Limited	1.70%	
<b>● Telecom - Services</b>	<b>1.41%</b>	
Bharti Airtel Limited	1.41%	
<b>● Financial Technology (Fintech)</b>	<b>1.35%</b>	
PB Fintech Limited	0.93%	
One 97 Communications Limited	0.42%	
<b>● Commercial Services &amp; Supplies</b>	<b>0.82%</b>	
TeamLease Services Limited	0.82%	
<b>● Entertainment</b>	<b>0.62%</b>	
PVR Limited	0.62%	
<b>● Pharmaceuticals &amp; Biotechnology</b>	<b>0.44%</b>	
Divi's Laboratories Limited	0.44%	
<b>Cash &amp; Current Assets</b>	<b>3.96%</b>	
<b>Total Net Assets</b>	<b>100.00%</b>	





### Investment Performance

NAV as on May 31, 2023: ₹ 12.3500

Inception - December 24, 2020	Since Inception	5 Years	3 Years	1 Year
Aditya Birla Sun Life ESG Fund	9.06%	NA	NA	8.33%
Value of Std Investment of ₹ 10,000	12350	NA	NA	10833
Benchmark - Nifty 100 ESG TRI	12.38%	NA	NA	8.13%
Value of Std Investment of ₹ 10,000	13285	NA	NA	10813
Additional Benchmark - Nifty 50 TRI	14.40%	NA	NA	12.94%
Value of Std Investment of ₹ 10,000	13873	NA	NA	11294

Past performance may or may not be sustained in future. The above performance is of Regular Plan - Growth Option. Kindly note that different plans have different expense structure. Load and Taxes are not considered for computation of returns. When scheme/additional benchmark returns are not available, they have not been shown. Total Schemes Co- Managed by Fund Managers is 4. Total Schemes managed by Mr. Dhaval Gala is 6. Total Schemes managed by Mr. Dhaval Joshi is 47. Refer annexure on page no. 169-170 to know more on performance of schemes managed by Fund Managers.

Note: The exit load (if any) rate levied at the time of redemption/switch-out of units will be the rate prevailing at the time of allotment of the corresponding units. Customers may request for a separate Exit Load Applicability Report by calling our toll free numbers 1800-270-7000 or from any of our Investor Service Centers.



### NAV of Plans / Options (₹)

	Regular Plan	Direct Plan
Growth	12.3500	12.8700
IDCW <sup>*</sup> :	12.3500	12.8800

<sup>\*</sup>Income Distribution cum capital withdrawal



### SIP Performance - Regular Plan - Growth (assuming SIP of ₹ 10000 per month)

Particulars	Since Inception	5 years	3 years	1 Year
Total Amount Invested (₹)	300000	NA	NA	120000
Market Value of amount Invested	315390	NA	NA	125597
Scheme Returns (CAGR)	3.94%	NA	NA	8.80%
Nifty 100 ESG TRI# (CAGR)	6.60%	NA	NA	8.99%
Nifty 50 TRI## (CAGR)	10.42%	NA	NA	12.89%

Date of First Installment: January 01, 2021 & Scheme Inception Date: December 24, 2020. Past Performance may or may not be sustained in future.

# Scheme Benchmark, ## Additional Benchmark

For SIP calculations above, the data assumes the investment of ₹ 10000/- on 1st day of every month or the subsequent working day. Load & Taxes are not considered for computation of returns. Performance for IDCW option would assume reinvestment of tax free IDCW declared at the then prevailing NAV. CAGR returns are computed after accounting for the cash flow by using XIRR method (investment internal rate of return). Where Benchmark returns are not available, they have not been shown. **Past performance may or may not be sustained in future.** Returns greater than 1 year period are compounded annualized. IDCW are assumed to be reinvested and bonus is adjusted. Load is not taken into consideration. For SIP returns, monthly investment of equal amounts invested on the 1<sup>st</sup> day of every month has been considered.



## Fund Details

### Investment Objective

The investment objective of the scheme is to provide long term capital appreciation by investing predominantly in equity and equity related securities with a focus on riding business cycles through dynamic allocation between various sectors and stocks at different stages of business cycles in the economy. The Scheme does not guarantee/indicate any returns. There can be no assurance that the objective of the Scheme will be achieved.

### Fund Manager

Mr. Anil Shah, Mr. Dhaval Joshi & Mr. Dhaval Gala

### Date of Allotment

December 03, 2021

### Benchmark

S&P BSE 500 TRI

### Managing Fund Since

October 04, 2022, November 21, 2022, February 17, 2023

### Experience in Managing the Fund

0.7 Years, 0.5 Years & 0.3 Years

### Fund Category

Sectoral/Thematic

### Investment Style

Large Cap	High	Low	Low
Mid Cap	High	Low	Low
Small Cap	High	Low	Low
	Growth	Value	Blend



### Load Structure (as % of NAV) (Incl. for SIP)

Entry Load	Nil
Exit Load	For redemption /switchout of units on or before 30 days from the date of allotment: 1% of applicable NAV. For redemption / switchout of units after 30 days from the date of allotment: Nil.

### Application Amount for fresh subscription

₹ 500 (plus in multiples of ₹ 1)

### Min. Addl. Investment

₹ 500 (plus in multiples of ₹ 1)

### AUM

Monthly Average AUM	₹ 1836.89	Crores
AUM as on last day	₹ 1813.23	Crores

### SIP

Monthly: Minimum ₹ 500/-

### Total Expense Ratio (TER)

Regular	2.10%
Direct	0.90%
Including additional expenses and goods and service tax on management fees.	

## PORTFOLIO

Issuer	% to Net Assets	Rating
<b>Banks</b>	<b>30.36%</b>	
ICICI Bank Limited	10.27%	
HDFC Bank Limited	8.83%	
State Bank of India	5.44%	
Axis Bank Limited	4.10%	
Kotak Mahindra Bank Limited	1.28%	
RBL Bank Limited	0.45%	
<b>IT - Software</b>	<b>10.08%</b>	
Infosys Limited	6.29%	
HCL Technologies Limited	2.05%	
LTI Mindtree Ltd	1.74%	
<b>Finance</b>	<b>9.50%</b>	
Housing Development Finance Corporation Limited	4.55%	
Bajaj Finance Limited	3.85%	
Bajaj Finserv Limited	1.05%	
Home First Finance Company India Limited	0.05%	
<b>Petroleum Products</b>	<b>4.60%</b>	
Reliance Industries Limited	4.60%	
<b>Chemicals &amp; Petrochemicals</b>	<b>4.11%</b>	
Aarti Industries Limited	2.55%	
Atul Limited	1.55%	
<b>Consumer Durables</b>	<b>3.78%</b>	
Kajaria Ceramics Limited	2.00%	
Whirlpool of India Limited	1.58%	
Crompton Greaves Consumer Electricals Limited	0.19%	
<b>Cement &amp; Cement Products</b>	<b>3.66%</b>	
UltraTech Cement Limited	2.43%	
Grasim Industries Limited	1.23%	
<b>Beverages</b>	<b>3.63%</b>	
United Spirits Limited	2.33%	
Radico Khaitan Limited	1.29%	
<b>Telecom - Services</b>	<b>3.21%</b>	
Bharti Airtel Limited	3.21%	
<b>Pharmaceuticals &amp; Biotechnology</b>	<b>3.16%</b>	

Issuer	% to Net Assets	Rating
Sun Pharmaceutical Industries Limited	3.12%	
Aarti Pharmed Labs Ltd	0.04%	
<b>Ferrous Metals</b>	<b>3.15%</b>	
Tata Steel Limited	2.62%	
NMDC Steel Ltd	0.53%	
<b>Industrial Products</b>	<b>2.65%</b>	
Bharat Forge Limited	1.37%	
AIA Engineering Limited	1.28%	
<b>Healthcare Services</b>	<b>2.62%</b>	
Apollo Hospitals Enterprise Limited	2.14%	
Global Health Ltd/India	0.47%	
<b>Food Products</b>	<b>2.31%</b>	
Heritage Foods Limited	1.28%	
Britannia Industries Limited	1.03%	
<b>Construction</b>	<b>2.07%</b>	
Larsen & Toubro Limited	2.07%	
<b>Automobiles</b>	<b>1.82%</b>	
Mahindra & Mahindra Limited	1.82%	
<b>Minerals &amp; Mining</b>	<b>1.30%</b>	
NMDC Limited	1.30%	
<b>Realty</b>	<b>1.18%</b>	
DLF Limited	1.18%	
<b>Personal Products</b>	<b>0.96%</b>	
Emami Limited	0.96%	
<b>Industrial Manufacturing</b>	<b>0.95%</b>	
GMM Pfaudler Limited	0.95%	
<b>Retailing</b>	<b>0.82%</b>	
Aditya Birla Fashion and Retail Limited	0.82%	
<b>Auto Components</b>	<b>0.82%</b>	
Schaeffler India Limited	0.82%	
<b>Transport Services</b>	<b>0.79%</b>	
Mahindra Logistics Limited	0.79%	
<b>Cash &amp; Current Assets</b>	<b>2.48%</b>	
<b>Total Net Assets</b>	<b>100.00%</b>	



## Investment Performance

NAV as on May 31, 2023: ₹ 10.5600

Inception - December 03, 2021	Since Inception	5 Years	3 Years	1 Year
Aditya Birla Sun Life Business Cycle Fund	3.72%	NA	NA	10.81%
Value of Std Investment of ₹ 10,000	10560	NA	NA	11081
Benchmark - S&P BSE 500 TRI	5.51%	NA	NA	12.85%
Value of Std Investment of ₹ 10,000	10832	NA	NA	11285
Additional Benchmark - Nifty 50 TRI	6.38%	NA	NA	12.94%
Value of Std Investment of ₹ 10,000	10966	NA	NA	11294

Past performance may or may not be sustained in future. The above performance is of Regular Plan - Growth Option. Kindly note that different plans have different expense structure. Load and Taxes are not considered for computation of returns. When scheme/additional benchmark returns are not available, they have not been shown. Total Schemes Co-Managed by Fund Managers is 1. Total Schemes managed by Mr. Anil Shah is 4. Total Scheme managed by Mr. Dhaval Gala is 6. Total Schemes managed by Mr. Dhaval Joshi is 47. Refer annexure on page no. 169-170 to know more on performance of schemes managed by Fund Managers. Note: The exit load (if any) rate levied at the time of redemption/switch-out of units will be the rate prevailing at the time of allotment of the corresponding units. Customers may request for a separate Exit Load Applicability Report by calling our toll free numbers 1800-270-7000 or from any of our Investor Service Centers.



## SIP Performance - Regular Plan - Growth (assuming SIP of ₹ 10000 per month)

Particulars	Since Inception	5 years	3 years	1 Year
Total Amount Invested (₹)	180000	NA	NA	120000
Market Value of amount Invested	189113	NA	NA	125586
Scheme Returns (CAGR)	6.43%	NA	NA	8.79%
S&P BSE 500 TRI returns# (CAGR)	9.02%	NA	NA	12.61%
Nifty 50 TRI returns## (CAGR)	9.54%	NA	NA	12.89%

Date of First Installment: December 03, 2021 & Scheme Inception Date: December 03, 2021. Past Performance may or may not be sustained in future.

# Scheme Benchmark, ## Additional Benchmark

For SIP calculations above, the data assumes the investment of ₹ 10000/- on 1st day of every month or the subsequent working day. Load & Taxes are not considered for computation of returns. Performance for IDCW option would assume reinvestment of tax free IDCW declared at the then prevailing NAV. CAGR returns are computed after accounting for the cash flow by using XIRR method (investment internal rate of return). Where Benchmark returns are not available, they have not been shown. **Past performance may or may not be sustained in future.** Returns greater than 1 year period are compounded annualized. IDCW are assumed to be reinvested and bonus is adjusted. Load is not taken into consideration. For SIP returns, monthly investment of equal amounts invested on the 1<sup>st</sup> day of every month has been considered.



## NAV of Plans / Options (₹)

	Regular Plan	Direct Plan
Growth	10.5600	10.8200
IDCW <sup>§</sup> :	10.5500	10.8200

<sup>§</sup>Income Distribution cum capital withdrawal



### Fund Details

#### Investment Objective

An open-ended equity linked savings scheme (ELSS) with the objective of long term growth of capital through a portfolio with a target Investment Objective allocation of 80% equity, 20% debt and money market securities.

#### Fund Manager

Mr. Atul Penkar, Mr. Dhaval Gala & Mr. Dhaval Joshi

#### Date of Allotment

March 29, 1996

#### Benchmark

NIFTY 500 TRI

#### Managing Fund Since

December 28, 2021, April 01, 2022 & November 21, 2022

#### Experience in Managing the Fund

1.4 years, 1.2 years & 0.5 years

#### SIP

Monthly: Minimum ₹ 500/-

#### Fund Category

ELSS

#### Investment Style

Large Cap	High	Low	Low
Mid Cap	High	Low	Low
Small Cap	High	Low	Low
	Growth	Value	Blend

#### Load Structure (as % of NAV) (Incl. for SIP)

Entry Load	Nil
Exit Load	Nil

#### AUM

Monthly Average AUM	₹ 13410.78	Crores
AUM as on last day	₹ 13524.09	Crores

#### Total Expense Ratio (TER)

Regular	1.70%
Direct	0.93%
Including additional expenses and goods and service tax on management fees.	



#### Other Parameters

Portfolio Turnover	0.26
Standard Deviation	13.50%
Sharpe Ratio	0.62
Beta	0.84

Note: Standard Deviation, Sharpe Ratio & Beta are calculated on Annualised basis using 3 years history of monthly returns. Risk Free Rate assumed to be 6.4% (FBIL Overnight MIBOR as on 31 May 2023) for calculating Sharpe Ratio

#### Application Amount for fresh subscription

₹ 500 (plus in multiples of ₹ 500)

#### Min. Addl. Investment

₹ 500 (plus in multiples of ₹ 500)

## PORTFOLIO

Issuer	% to Net Assets	Rating
<b>Banks</b>	<b>24.15%</b>	
ICICI Bank Limited	8.37%	
HDFC Bank Limited	4.95%	
State Bank of India	3.14%	
Axis Bank Limited	3.13%	
Bandhan Bank Limited	1.41%	
IDFC First Bank Limited	1.13%	
IndusInd Bank Limited	1.11%	
Kotak Mahindra Bank Limited	0.91%	
<b>IT - Software</b>	<b>7.66%</b>	
Infosys Limited	5.96%	
Tata Consultancy Services Limited	1.69%	
<b>Finance</b>	<b>7.41%</b>	
Housing Development Finance Corporation Limited	6.30%	
Bajaj Finance Limited	1.00%	
Aditya Birla Capital Limited	0.10%	
<b>Pharmaceuticals &amp; Biotechnology</b>	<b>6.11%</b>	
Pfizer Limited	1.87%	
GlaxoSmithKline Pharmaceuticals Limited	1.49%	
Biocon Limited	1.43%	
Sun Pharmaceutical Industries Limited	1.31%	
<b>Industrial Manufacturing</b>	<b>5.63%</b>	
Honeywell Automation India Limited	5.63%	
<b>Petroleum Products</b>	<b>5.22%</b>	
Reliance Industries Limited	5.22%	
<b>Construction</b>	<b>4.45%</b>	
Larsen & Toubro Limited	4.45%	
<b>Auto Components</b>	<b>4.41%</b>	
Sundaram Clayton Limited	2.28%	
Bosch Limited	0.99%	
Sundaram Clayton Limited	0.65%	CRISIL A1+
Sona BLW Precision Forgings Limited	0.49%	
<b>Retailing</b>	<b>3.62%</b>	
Shoppers Stop Limited	3.08%	

Issuer	% to Net Assets	Rating
FSN E-Commerce Ventures Limited	0.55%	
<b>Personal Products</b>	<b>2.93%</b>	
Gillette India Limited	2.34%	
Dabur India Limited	0.59%	
<b>Consumer Durables</b>	<b>2.57%</b>	
Titan Company Limited	1.29%	
Johnson Controls - Hitachi Air Conditioning India Limited	1.02%	
Kansai Nerolac Paints Limited	0.27%	
<b>Leisure Services</b>	<b>2.53%</b>	
Thomas Cook (India) Limited	0.94%	
Devyani International Limited	0.65%	
Jubilant Foodworks Limited	0.48%	
Restaurant Brands Asia Limited	0.46%	
<b>Healthcare Services</b>	<b>2.45%</b>	
Fortis Healthcare Limited	2.45%	
<b>Automobiles</b>	<b>2.42%</b>	
Mahindra & Mahindra Limited	1.25%	
Maruti Suzuki India Limited	1.17%	
<b>Fertilizers &amp; Agrochemicals</b>	<b>2.40%</b>	
Bayer Cropscience Limited	2.40%	
<b>Transport Services</b>	<b>2.27%</b>	
InterGlobe Aviation Limited	1.34%	
Container Corporation of India Limited	0.93%	
<b>Cement &amp; Cement Products</b>	<b>2.10%</b>	
Shree Cement Limited	1.07%	
UltraTech Cement Limited	1.03%	
<b>Telecom - Services</b>	<b>1.89%</b>	
Bharti Airtel Limited	1.89%	
<b>Capital Markets</b>	<b>1.37%</b>	
ICRA Limited	1.37%	
<b>Diversified FMCG</b>	<b>1.12%</b>	
Hindustan Unilever Limited	1.12%	
<b>Power</b>	<b>0.95%</b>	
NTPC Limited	0.95%	

Issuer	% to Net Assets	Rating
<b>Realty</b>	<b>0.92%</b>	
Phoenix Mills Limited	0.92%	
<b>Financial Technology (Fintech)</b>	<b>0.89%</b>	
PB Fintech Limited	0.89%	
<b>Paper Forest &amp; Jute Products</b>	<b>0.84%</b>	
Century Textiles & Industries Limited	0.84%	
<b>Ferrous Metals</b>	<b>0.79%</b>	
Tata Steel Limited	0.79%	

Issuer	% to Net Assets	Rating
<b>Insurance</b>	<b>0.56%</b>	
HDFC Life Insurance Company Limited	0.56%	
<b>Beverages</b>	<b>0.00%</b>	
United Breweries (Holdings) Limited	0.00%	
<b>Miscellaneous</b>	<b>0.00%</b>	
Magnasound (I) Limited	0.00%	
<b>Cash &amp; Current Assets</b>	<b>2.35%</b>	
<b>Total Net Assets</b>	<b>100.00%</b>	

### Investment Performance NAV as on May 31, 2023: ₹ 40.9800

	Since Inception	5 Years	3 Years	1 Year
<b>Inception - Mar 29, 1996</b>				
<b>Aditya Birla Sun Life ELSS Tax Relief '96</b>	9.69%	5.38%	14.71%	6.72%
<b>Value of Std Investment of ₹ 10,000</b>	40980	12997	15105	10672
<b>Benchmark - NIFTY 500 TRI</b>	10.56%	12.35%	27.61%	12.74%
<b>Value of Std Investment of ₹ 10,000</b>	46230	17904	20806	11274
<b>Additional Benchmark - Nifty 50 TRI</b>	10.39%	12.89%	26.02%	12.94%
<b>Value of Std Investment of ₹ 10,000</b>	45177	18344	20037	11294

Past performance may or may not be sustained in future. The above performance is of Regular Plan - Growth Option. Kindly note that different plans have different expense structure. Load and Taxes are not considered for computation of returns. When scheme/additional benchmark returns are not available, they have not been shown. Total Schemes Co-Managed by Fund Managers is 1. Total Schemes managed by Mr. Atul Penkar is 3. Total Scheme managed by Mr. Dhaval Gala is 6. Total Schemes managed by Mr. Dhaval Joshi is 47. Refer annexure on page no. 169-170 to know more on performance of schemes managed by Fund Managers. All IDCW declared prior to the splitting of the Scheme into IDCW & Growth Options are assumed to be reinvested in the units of the Scheme at the then prevailing NAV (ex-IDCW NAV). This Performance is of Regular Plan growth which was introduced on March 06, 2008. Note: The exit load (if any) rate levied at the time of redemption/switch-out of units will be the rate prevailing at the time of allotment of the corresponding units. Customers may request for a separate Exit Load Applicability Report by calling our toll free numbers 1800-270-7000 or from any of our Investor Service Centers.

### NAV of Plans / Options (₹)

	Regular Plan (w.e.f. 06/03/08):	Direct Plan
<b>Growth</b>	40.9800	45.0100
<b>IDCW<sup>s</sup>:</b>	154.8000	310.4000

<sup>s</sup>Income Distribution cum capital withdrawal

### SIP Performance - Regular Plan - Growth (assuming SIP of ₹ 10000 per month)

Particulars	Since Inception	5 years	3 years	1 Year
<b>Total Amount Invested (₹)</b>	1830000	600000	360000	120000
<b>Market Value of amount Invested</b>	4775371	712753	390359	123493
<b>Scheme Returns (CAGR)</b>	11.64%	6.83%	5.34%	5.47%
<b>NIFTY 500 TRI returns# (CAGR)</b>	13.20%	15.49%	15.20%	12.51%
<b>Nifty 50 TRI returns## (CAGR)</b>	12.76%	14.91%	14.70%	12.89%

Date of First Installment: April 01, 2008 & Scheme Inception Date: March 06, 2008. Past Performance may or may not be sustained in future.

#### # Scheme Benchmark, ## Additional Benchmark

For SIP calculations above, the data assumes the investment of ₹ 10000/- on 1st day of every month or the subsequent working day. Load & Taxes are not considered for computation of returns. Performance for IDCW option would assume reinvestment of tax free IDCW declared at the then prevailing NAV. CAGR returns are computed after accounting for the cash flow by using XIRR method (investment internal rate of return). Where Benchmark returns are not available, they have not been shown. **Past performance may or may not be sustained in future.** Returns greater than 1 year period are compounded annualized. IDCW are assumed to be reinvested and bonus is adjusted. Load is not taken into consideration. For SIP returns, monthly investment of equal amounts invested on the 1<sup>st</sup> day of every month has been considered.



### Fund Details

#### Investment Objective

The Scheme seeks to generate income by investing predominantly in equity and equity related instruments. Scheme intends to take advantage from the price differentials / mispricing prevailing for stock / index in various market segments (Cash & Future).

#### Fund Manager

Mr. Lovelish Solanki & Mr. Pranav Gupta

#### Date of Allotment

July 24, 2009

#### Benchmark

Nifty 50 Arbitrage TRI

#### Managing Fund Since

December 15, 2014 & March 31, 2023

#### Experience in Managing the Fund

8.5 years & 0.2 years

#### SIP

Monthly: Minimum ₹ 1,000/-

#### Fund Category

Arbitrage Fund

#### Investment Style

		Large Cap
		Mid Cap
		Small Cap
Growth	Blend	Value



#### Load Structure (as % of NAV) (Incl. for SIP)

Entry Load	Nil
Exit Load	For redemption/switch out of units within 30 days from the date of allotment: 0.25% of applicable NAV. For redemption/switch out of units after 30 days from the date of allotment: Nil. **Exit Load is NIL for units issued in Reinvestment of IDCW.

#### AUM

Monthly Average AUM	₹ 3768.40	Crores
AUM as on last day	₹ 3947.65	Crores

#### Total Expense Ratio (TER)

Regular	0.89%
Direct	0.21%

Including additional expenses and goods and service tax on management fees.

#### Other Parameters

Modified Duration	0.57 years
Average Maturity	0.68 years
Yield to Maturity	7.37%
Macaulay Duration	0.58 years
Portfolio Turnover	11.41

#### Application Amount for fresh subscription

₹ 1,000 (plus in multiples of ₹ 1)

#### Min. Addl. Investment

₹ 1,000 (plus in multiples of ₹ 1)

## PORTFOLIO

Issuer	% to Net Assets	Rating
<b>MUTUAL FUNDS</b>	<b>24.44%</b>	
Aditya Birla Sun Life Money Manager Fund - Growth - Direct Plan	24.44%	
<b>Finance</b>	<b>12.30%</b>	
IDFC Limited	3.56%	
Housing Development Finance Corporation Limited	2.11%	
REC Limited	1.65%	
Power Finance Corporation Limited	1.15%	
L&T Finance Holdings Limited	1.10%	
Manappuram Finance Limited	0.98%	
Piramal Enterprises Limited	0.55%	
Indiabulls Housing Finance Limited	0.47%	
Bajaj Finserv Limited	0.34%	
Muthoot Finance Limited	0.18%	
Shriram Finance Ltd	0.10%	
Cholamandalam Investment and Finance Company Limited	0.04%	
LIC Housing Finance Limited	0.03%	
Aditya Birla Capital Limited	0.03%	
Bajaj Finance Limited	0.00%	
<b>Banks</b>	<b>10.87%</b>	
HDFC Bank Limited	1.96%	
ICICI Bank Limited	1.86%	
Punjab National Bank	1.61%	
Bandhan Bank Limited	1.41%	
Canara Bank	1.18%	
IndusInd Bank Limited	1.03%	
RBL Bank Limited	0.69%	
Bank of Baroda	0.31%	
<b>State Bank of India</b>	<b>0.29%</b>	
The Federal Bank Limited	0.25%	
Axis Bank Limited	0.16%	
City Union Bank Limited	0.13%	
<b>Cement &amp; Cement Products</b>	<b>6.86%</b>	
Ambuja Cements Limited	2.65%	
Grasim Industries Limited	1.78%	
ACC Limited	1.20%	
The India Cements Limited	0.50%	
Dalmia Bharat Limited	0.35%	
UltraTech Cement Limited	0.29%	
Shree Cement Limited	0.09%	
<b>Petroleum Products</b>	<b>5.98%</b>	
Reliance Industries Limited	3.85%	
Hindustan Petroleum Corporation Limited	1.33%	
Bharat Petroleum Corporation Limited	0.47%	
Indian Oil Corporation Limited	0.32%	

Issuer	% to Net Assets	Rating
<b>Pharmaceuticals &amp; Biotechnology</b>	<b>3.19%</b>	
Sun Pharmaceutical Industries Limited	1.03%	
Biocon Limited	0.72%	
Dr. Reddys Laboratories Limited	0.68%	
Aurobindo Pharma Limited	0.24%	
Granules India Limited	0.20%	
Laurus Labs Limited	0.14%	
Zydus Lifesciences Limited	0.10%	
Cipla Limited	0.05%	
Lupin Limited	0.03%	
IPCA Laboratories Limited	0.02%	
Glenmark Pharmaceuticals Limited	0.00%	
<b>Entertainment</b>	<b>2.95%</b>	
Zee Entertainment Enterprises Limited	2.59%	
PVR Limited	0.35%	
Sun TV Network Limited	0.01%	
<b>Diversified FMCG</b>	<b>2.58%</b>	
Hindustan Unilever Limited	2.33%	
ITC Limited	0.25%	
<b>Ferrous Metals</b>	<b>2.21%</b>	
Jindal Steel & Power Limited	1.04%	
Tata Steel Limited	0.75%	
Steel Authority of India Limited	0.42%	
<b>Transport Infrastructure</b>	<b>2.20%</b>	
Adani Ports and Special Economic Zone Limited	1.40%	
GMR Infrastructure Limited	0.80%	
<b>IT - Software</b>	<b>2.18%</b>	
Infosys Limited	0.94%	
LTIMindtree Ltd	0.45%	
Tata Consultancy Services Limited	0.32%	
Birlasoft Limited	0.30%	
HCL Technologies Limited	0.11%	
Oracle Financial Services Software Limited	0.03%	
Intellect Design Arena Ltd	0.02%	
<b>Telecom - Services</b>	<b>1.99%</b>	
Indus Towers Limited	1.89%	
Vodafone Idea Limited	0.10%	
<b>Power</b>	<b>1.97%</b>	
Tata Power Company Limited	1.10%	
NTPC Limited	0.65%	
Power Grid Corporation of India Limited	0.22%	
<b>Insurance</b>	<b>1.37%</b>	
ICICI Prudential Life Insurance Company Limited	1.04%	
Max Financial Services Limited	0.17%	





Issuer	% to Net Assets	Rating
ICICI Lombard General Insurance Company Limited	0.15%	
<b>Automobiles</b>	<b>1.16%</b>	
Tata Motors Limited	0.86%	
Hero MotoCorp Limited	0.30%	
<b>Consumer Durables</b>	<b>1.12%</b>	
Titan Company Limited	0.32%	
Crompton Greaves Consumer Electricals Limited	0.26%	
Asian Paints Limited	0.21%	
Bata India Limited	0.17%	
Dixon Technologies (India) Limited	0.09%	
Voltas Limited	0.05%	
Havells India Limited	0.01%	
<b>Retailing</b>	<b>1.11%</b>	
Aditya Birla Fashion and Retail Limited	0.88%	
Trent Limited	0.12%	
Info Edge (India) Limited	0.10%	
<b>Realty</b>	<b>1.10%</b>	
Godrej Properties Limited	0.85%	
Oberoi Realty Limited	0.26%	
<b>Personal Products</b>	<b>0.94%</b>	
Godrej Consumer Products Limited	0.59%	
Dabur India Limited	0.31%	
Colgate Palmolive (India) Limited	0.04%	
<b>Construction</b>	<b>0.89%</b>	
Larsen & Toubro Limited	0.89%	
<b>Aerospace &amp; Defense</b>	<b>0.88%</b>	
Bharat Electronics Limited	0.88%	
<b>Agricultural Commercial &amp; Construction Vehicles</b>	<b>0.85%</b>	
Ashok Leyland Limited	0.85%	
<b>Electrical Equipment</b>	<b>0.72%</b>	
Bharat Heavy Electricals Limited	0.54%	
Siemens Limited	0.18%	
<b>Chemicals &amp; Petrochemicals</b>	<b>0.68%</b>	
Gujarat Narmada Valley Fertilizers and Chemicals Limited	0.34%	
Rain Industries Limited	0.13%	
Aarti Industries Limited	0.08%	
SRF Limited	0.07%	
Navin Fluorine International Limited	0.05%	
<b>Metals &amp; Minerals Trading</b>	<b>0.66%</b>	
Adani Enterprises Limited	0.66%	
<b>Minerals &amp; Mining</b>	<b>0.66%</b>	
NMDC Limited	0.66%	
<b>Leisure Services</b>	<b>0.62%</b>	
The Indian Hotels Company Limited	0.39%	
Delta Corp Limited	0.21%	
Indian Railway Catering & Tourism Corporation Limited	0.02%	
<b>Capital Markets</b>	<b>0.61%</b>	
Indian Energy Exchange Limited	0.53%	
Multi Commodity Exchange of India Limited	0.08%	
<b>Beverages</b>	<b>0.61%</b>	
United Spirits Limited	0.61%	
United Breweries Limited	0.00%	
<b>Money Market Instruments</b>	<b>0.60%</b>	
Housing Development Finance Corporation Limited	0.60%	ICRA A1+
<b>Healthcare Services</b>	<b>0.42%</b>	
Syngene International Limited	0.28%	
Apollo Hospitals Enterprise Limited	0.12%	
METROPOLIS HEALTHCARE LIMITED	0.02%	
<b>Transport Services</b>	<b>0.35%</b>	
Container Corporation of India Limited	0.35%	
<b>Auto Components</b>	<b>0.30%</b>	
Apollo Tyres Limited	0.11%	
MRF Limited	0.09%	
Exide Industries Limited	0.07%	
Samvardhana Motherson International Limited	0.03%	
<b>Agricultural Food &amp; other Products</b>	<b>0.24%</b>	
Balrampur Chini Mills Limited	0.17%	
Marico Limited	0.04%	
Tata Consumer Products Limited	0.02%	
<b>Gas</b>	<b>0.21%</b>	
GAIL (India) Limited	0.21%	
<b>Non - Ferrous Metals</b>	<b>0.17%</b>	
National Aluminium Company Limited	0.16%	
Hindustan Copper Limited	0.01%	
<b>Industrial Products</b>	<b>0.13%</b>	
Bharat Forge Limited	0.11%	

Issuer	% to Net Assets	Rating
Astral Limited	0.02%	
Cummins India Limited	0.01%	
<b>Oil</b>	<b>0.13%</b>	
Oil & Natural Gas Corporation Limited	0.13%	
<b>Food Products</b>	<b>0.10%</b>	
Britannia Industries Limited	0.10%	
<b>Fertilizers &amp; Agrochemicals</b>	<b>0.08%</b>	
UPL Limited	0.06%	
Coromandel International Limited	0.02%	
<b>EQUITY FUTURE</b>	<b>-71.74%</b>	
United Breweries Limited	-0.00%	
Glenmark Pharmaceuticals Limited	-0.00%	
Bajaj Finance Limited	-0.00%	
Cummins India Limited	-0.01%	
Hindustan Copper Limited	-0.01%	
Sun TV Network Limited	-0.01%	
Havells India Limited	-0.01%	
IPCA Laboratories Limited	-0.02%	
METROPOLIS HEALTHCARE LIMITED	-0.02%	
Indian Railway Catering & Tourism Corporation Limited	-0.02%	
Intellect Design Arena Ltd	-0.02%	
Coromandel International Limited	-0.02%	
Astral Limited	-0.02%	
Tata Consumer Products Limited	-0.02%	
Lupin Limited	-0.03%	
Aditya Birla Capital Limited	-0.03%	
Samvardhana Motherson International Limited	-0.03%	
LIC Housing Finance Limited	-0.03%	
Oracle Financial Services Software Limited	-0.03%	
Colgate Palmolive (India) Limited	-0.04%	
Marico Limited	-0.04%	
Cholamandalam Investment and Finance Company Limited	-0.04%	
Cipla Limited	-0.05%	
Voltas Limited	-0.05%	
Navin Fluorine International Ltd	-0.05%	
UPL Limited	-0.06%	
Exide Industries Limited	-0.07%	
SRF Limited	-0.07%	
Multi Commodity Exchange of India Limited	-0.08%	
Aarti Industries Limited	-0.08%	
MRF Limited	-0.09%	
Shree Cement Limited	-0.09%	
Dixon Technologies (India) Limited	-0.09%	
Britannia Industries Limited	-0.10%	
Vodafone Idea Limited	-0.10%	
Info Edge (India) Limited	-0.10%	
Shriram Finance Ltd	-0.10%	
Zydus Lifesciences Limited	-0.10%	
Bharat Forge Limited	-0.11%	
Apollo Tyres Limited	-0.11%	
HCL Technologies Limited	-0.11%	
Apollo Hospitals Enterprise Limited	-0.12%	
Trent Limited	-0.12%	
City Union Bank Limited	-0.13%	
Oil & Natural Gas Corporation Limited	-0.13%	
Rain Industries Limited	-0.13%	
Laurus Labs Limited	-0.14%	
ICICI Lombard General Insurance Company Limited	-0.16%	
Axis Bank Limited	-0.16%	
National Aluminium Company Limited	-0.16%	
Balrampur Chini Mills Limited	-0.17%	
Max Financial Services Limited	-0.17%	
Bata India Limited	-0.18%	
Siemens Limited	-0.18%	
Muthoot Finance Limited	-0.19%	
Granules India Limited	-0.20%	
GAIL (India) Limited	-0.21%	
Asian Paints Limited	-0.21%	
Delta Corp Limited	-0.21%	
Power Grid Corporation of India Limited	-0.22%	
Aurobindo Pharma Limited	-0.24%	
The Federal Bank Limited	-0.25%	
ITC Limited	-0.25%	
Oberoi Realty Limited	-0.26%	
Crompton Greaves Consumer Electricals Limited	-0.26%	
Syngene International Ltd	-0.28%	
UltraTech Cement Limited	-0.29%	
State Bank of India	-0.29%	



Issuer	% to Net Assets	Rating
Hero MotoCorp Limited	-0.30%	
Birlasoft Limited	-0.31%	
Dabur India Limited	-0.31%	
Bank of Baroda	-0.31%	
Tata Consultancy Services Limited	-0.32%	
Titan Company Limited	-0.32%	
Indian Oil Corporation Limited	-0.33%	
Bajaj Finserv Limited	-0.34%	
Gujarat Narmada Valley Fertilizers and Chemicals Limited	-0.34%	
Container Corporation of India Limited	-0.35%	
PVR Limited	-0.35%	
Dalmia Bharat Limited	-0.36%	
The Indian Hotels Company Limited	-0.39%	
Steel Authority of India Limited	-0.42%	
LTIMindtree Ltd	-0.46%	
Indiabulls Housing Finance Limited	-0.47%	
Bharat Petroleum Corporation Limited	-0.47%	
The India Cements Limited	-0.50%	
Indian Energy Exchange Limited	-0.54%	
Bharat Heavy Electricals Limited	-0.54%	
Piramal Enterprises Limited	-0.55%	
Godrej Consumer Products Limited	-0.59%	
United Spirits Limited	-0.61%	
NTPC Limited	-0.65%	
NMDC Limited	-0.66%	
Adani Enterprises Limited	-0.67%	
Dr. Reddys Laboratories Limited	-0.68%	
RBL Bank Limited	-0.69%	
Biocon Limited	-0.72%	
Tata Steel Limited	-0.75%	
GMR Infrastructure Limited	-0.81%	
Godrej Properties Limited	-0.85%	
Ashok Leyland Limited	-0.85%	

Issuer	% to Net Assets	Rating
Tata Motors Limited	-0.87%	
Bharat Electronics Limited	-0.88%	
Aditya Birla Fashion and Retail Limited	-0.89%	
Larsen & Toubro Limited	-0.90%	
Infosys Limited	-0.94%	
Manappuram Finance Limited	-0.99%	
IndusInd Bank Limited	-1.03%	
Sun Pharmaceutical Industries Limited	-1.04%	
Jindal Steel & Power Limited	-1.05%	
ICICI Prudential Life Insurance Company Limited	-1.05%	
Tata Power Company Limited	-1.10%	
L&T Finance Holdings Limited	-1.11%	
Power Finance Corporation Limited	-1.15%	
Canara Bank	-1.19%	
ACC Limited	-1.21%	
Hindustan Petroleum Corporation Limited	-1.35%	
Adani Ports and Special Economic Zone Limited	-1.40%	
Bandhan Bank Limited	-1.42%	
Punjab National Bank	-1.59%	
REC Limited	-1.66%	
Grasim Industries Limited	-1.79%	
ICICI Bank Limited	-1.87%	
Indus Towers Limited	-1.91%	
HDFC Bank Limited	-1.97%	
Housing Development Finance Corporation Limited	-2.13%	
Hindustan Unilever Limited	-2.33%	
Zee Entertainment Enterprises Limited	-2.61%	
Ambuja Cements Limited	-2.67%	
IDFC Limited	-3.57%	
Reliance Industries Limited	-3.88%	
<b>Cash &amp; Current Assets</b>	<b>75.36%</b>	
<b>Total Net Assets</b>	<b>100.00%</b>	



### Investment Performance

NAV as on May 31, 2023: ₹ 22.9230

Inception - July 24, 2009	Since Inception	5 Years	3 Years	1 Year
<b>Aditya Birla Sun Life Arbitrage Fund</b>	6.17%	4.93%	3.98%	5.43%
<b>Value of Std Investment of ₹ 10,000</b>	22923	12723	11243	10543
<b>Benchmark - Nifty 50 Arbitrage TRI</b>	NA	4.63%	4.03%	5.54%
<b>Value of Std Investment of ₹ 10,000</b>	NA	12541	11261	10554
<b>Additional Benchmark - CRISIL 1 Year T-Bill Index</b>	6.07%	5.68%	4.20%	6.26%
<b>Value of Std Investment of ₹ 10,000</b>	22626	13182	11315	10626

Past performance may or may not be sustained in future. The above performance is of Regular Plan - Growth Option. Kindly note that different plans have different expense structure. Load and Taxes are not considered for computation of returns. When scheme/additional benchmark returns are not available, they have not been shown. Total Schemes Co-Managed by Fund Managers is 1. Total Schemes managed by Mr. Lovelish Solanki is 3. Total Schemes managed by Mr. Pranav Gupta is 16. Refer annexure on page no. 169-170 to know more on performance of schemes managed by Fund Managers. Note: The exit load (if any) rate levied at the time of redemption/switch-out of units will be the rate prevailing at the time of allotment of the corresponding units. Customers may request for a separate Exit Load Applicability Report by calling our toll free numbers 1800-270-7000 or from any of our Investor Service Centers.



### NAV of Plans / Options (₹)

	Regular Plan	Direct Plan
<b>Growth</b>	22.9230	24.3470
<b>IDCW<sup>§</sup>:</b>	11.1826	11.3711

<sup>§</sup>Income Distribution cum capital withdrawal





Fund Details

### Investment Objective

The objective of the scheme is to generate long term growth of capital and current income, through a portfolio investing in equity, debt and money market securities. The secondary objective is income generation and distribution of IDCW.

### Fund Manager

Mr. Harshil Suvamkar, Mr. Dhaval Joshi, Mr. Mahesh Patil & Mr. Chanchal Khandelwal

### Date of Allotment

February 10, 1995

### Benchmark

CRISIL Hybrid 35+65 - Aggressive Index

### Managing Fund Since

November 23, 2016, November 21, 2022, February 17, 2023 & February 17, 2023

### Experience in Managing the Fund

6.5 years, 0.5 Years, 0.3 years & 0.3 years

### Fund Category

Aggressive Hybrid Fund

### Investment Style

Large Cap	High	Low	Low
Mid Cap	Medium	Medium	Medium
Small Cap	Low	High	High
	Growth	Value	Blend



### Load Structure (as % of NAV) (Incl. for SIP)

Entry Load	Nil
Exit Load	For redemption /switchout of units on or before 90 days from the date of allotment: 1.00% of applicable NAV. For redemption/switch-out of units after 90 days from the date of allotment: Nil.

### AUM

Monthly Average AUM	₹ 7111.26	Crores
AUM as on last day	₹ 7159.49	Crores

### Total Expense Ratio (TER)

Regular	1.84%
Direct	1.06%
Including additional expenses and goods and service tax on management fees.	

### SIP

Monthly: Minimum ₹ 100/-

### Other Parameters

Modified Duration	2.29 years
Average Maturity	3.68 years
Yield to Maturity	7.48%
Macaulay Duration	2.43 years
Portfolio Turnover	0.90
Standard Deviation	11.36%
Sharpe Ratio	1.26
Beta	1.06

Note: Standard Deviation, Sharpe Ratio & Beta are calculated on Annualised basis using 3 years history of monthly returns. Risk Free Rate assumed to be 6.4% (FBIL Overnight MIBOR as on 31 May 2023) for calculating Sharpe Ratio

### Application Amount for fresh subscription

₹ 100 (plus in multiples of ₹ 1)

### Min. Addl. Investment

₹ 100 (plus in multiples of ₹ 1)

## PORTFOLIO

Issuer	% to Net Assets	Rating
<b>● Banks</b>	<b>17.80%</b>	
ICICI Bank Limited	6.64%	
HDFC Bank Limited	5.02%	
State Bank of India	3.73%	
Axis Bank Limited	2.40%	
<b>● Fixed rates bonds - Corporate</b>	<b>12.39%</b>	
State Bank of India - Tier II - Basel III	0.80%	ICRA AAA
Housing Development Finance Corporation Limited	0.70%	ICRA AAA
Small Industries Development Bank of India	0.70%	ICRA AAA
Bajaj Housing Finance Limited	0.69%	CRISIL AAA
TMF Holdings Limited	0.69%	CRISIL AA
Housing Development Finance Corporation Limited	0.49%	ICRA AAA
National Bank For Agriculture and Rural Development	0.47%	ICRA AAA
Power Finance Corporation Limited	0.35%	ICRA AAA
Bajaj Housing Finance Limited	0.35%	CRISIL AAA
Small Industries Development Bank of India	0.35%	ICRA AAA
Housing Development Finance Corporation Limited	0.35%	ICRA AAA
Union Bank of India - Tier II - Basel III	0.35%	ICRA AA+
Tata Capital Financial Services Limited	0.35%	ICRA AAA
Housing Development Finance Corporation Limited	0.35%	ICRA AAA
National Bank For Agriculture and Rural Development	0.35%	ICRA AAA
Manappuram Finance Limited	0.35%	CRISIL AA
Manappuram Finance Limited	0.35%	CRISIL AA
Bharti Telecom Limited	0.35%	CRISIL AA+
Sikka Ports and Terminals Limited	0.34%	CRISIL AAA
U.P. Power Corporation Limited	0.31%	BWR AA-(CE)
LIC Housing Finance Limited	0.27%	CRISIL AAA
Union Bank of India - Tier I - Basel III	0.22%	IND AA
Fullerton India Credit Company Limited	0.21%	CRISIL AAA
Mahindra & Mahindra Financial Services Limited	0.21%	CRISIL AAA
National Bank For Agriculture and Rural Development	0.21%	CRISIL AAA
Embassy Office Parks REIT	0.21%	CRISIL AAA
Mahindra & Mahindra Financial Services Limited	0.18%	CRISIL AAA
MindSPACE Business Parks REIT	0.17%	CRISIL AAA
REC Limited	0.15%	CRISIL AAA
REC Limited	0.15%	CRISIL AAA
Bajaj Housing Finance Limited	0.14%	CRISIL AAA
National Bank For Agriculture and Rural Development	0.14%	CRISIL AAA
Housing Development Finance Corporation Limited	0.14%	ICRA AAA
National Bank For Agriculture and Rural Development	0.14%	ICRA AAA
Bajaj Housing Finance Limited	0.14%	CRISIL AAA
State Bank of India - Tier II - Basel III	0.14%	ICRA AAA

Issuer	% to Net Assets	Rating
Summit Digital Infrastructure Private Limited	0.10%	CRISIL AAA
Jamnagar Utilities & Power Private Limited	0.07%	CRISIL AAA
Small Industries Development Bank of India	0.07%	CRISIL AAA
National Bank For Agriculture and Rural Development	0.07%	ICRA AAA
Sundaram Home Finance Limited	0.07%	ICRA AAA
Tata Capital Housing Finance Limited	0.07%	ICRA AAA
Cholamandalam Investment and Finance Company Limited	0.03%	ICRA AA+
REC Limited	0.03%	CRISIL AAA
Power Finance Corporation Limited	0.03%	ICRA AAA
National Bank For Agriculture and Rural Development	0.01%	CRISIL AAA
<b>● IT - Software</b>	<b>7.85%</b>	
Infosys Limited	3.59%	
Coforge Limited	1.87%	
LTI Mindtree Ltd	1.58%	
Persistent Systems Limited	0.49%	
Birlasoft Limited	0.32%	
<b>● Pharmaceuticals &amp; Biotechnology</b>	<b>4.64%</b>	
Sun Pharmaceutical Industries Limited	2.05%	
Eris Lifesciences Limited	1.36%	
Sanofi India Limited	0.49%	
Gland Pharma Limited	0.42%	
Aarti Pharmed Labs Ltd	0.20%	
Mankind Pharma Ltd	0.12%	
<b>● Chemicals &amp; Petrochemicals</b>	<b>4.10%</b>	
Atul Limited	0.95%	
Aarti Industries Limited	0.89%	
SRF Limited	0.89%	
Anupam Rasayan India Limited	0.73%	
Clean Science & Technology Limited	0.64%	
<b>● Finance</b>	<b>3.37%</b>	
Bajaj Finance Limited	1.39%	
Cholamandalam Investment and Finance Company Limited	1.25%	
Poonawalla Fincorp Limited	0.43%	
Aditya Birla Capital Limited	0.26%	
Housing Development Finance Corporation Limited	0.03%	
<b>● Petroleum Products</b>	<b>3.35%</b>	
Reliance Industries Limited	2.99%	
Bharat Petroleum Corporation Limited	0.36%	
<b>● Auto Components</b>	<b>3.34%</b>	
Rolex Rings Limited	0.84%	
Sundram Fasteners Limited	0.81%	
Endurance Technologies Limited	0.69%	



Issuer	% to Net Assets	Rating
Sona BLW Precision Forgings Limited	0.56%	
Minda Industries Ltd	0.45%	
<b>Consumer Durables</b>	<b>3.34%</b>	
Titan Company Limited	2.09%	
Crompton Greaves Consumer Electricals Limited	0.89%	
Volta Limited	0.31%	
Campus Activewear Limited	0.04%	
<b>Automobiles</b>	<b>3.01%</b>	
Mahindra & Mahindra Limited	1.24%	
Maruti Suzuki India Limited	1.06%	
Tata Motors Limited	0.52%	
TVS Motor Company Limited	0.20%	
Tata Motors Limited	0.00%	
<b>Transport Infrastructure</b>	<b>2.39%</b>	
Aditya Birla Sunlife Floating Rate Fund - Direct Plan - Growth	1.60%	
Aditya Birla Sun Life Money Manager Fund - Growth - Direct Plan	0.73%	
<b>Cement &amp; Cement Products</b>	<b>2.33%</b>	
UltraTech Cement Limited	1.80%	
Ambuja Cements Limited	0.33%	
JK Cement Limited	0.20%	
<b>Electrical Equipment</b>	<b>2.03%</b>	
Siemens Limited	1.47%	
ABB India Limited	0.56%	
<b>Telecom - Services</b>	<b>2.00%</b>	
Bharti Airtel Limited	1.95%	
Bharti Airtel Limited	0.05%	
<b>Cash Management Bills</b>	<b>1.89%</b>	
Government of India	0.62%	SOV
Government of India	0.23%	SOV
Government of India	0.17%	SOV
Government of India	0.16%	SOV
Government of India	0.12%	SOV
Government of India	0.12%	SOV
Government of India	0.11%	SOV
Government of India	0.09%	SOV
Government of India	0.06%	SOV
Government of India	0.06%	SOV
Government of India	0.06%	SOV
Government of India	0.06%	SOV
Government of India	0.05%	SOV
<b>Industrial Products</b>	<b>1.72%</b>	
Bharat Forge Limited	0.95%	
POLYCAB INDIA Limited	0.77%	
<b>Healthcare Services</b>	<b>1.32%</b>	
Apollo Hospitals Enterprise Limited	1.05%	
METROPOLIS HEALTHCARE LIMITED	0.27%	
<b>Construction</b>	<b>1.26%</b>	
Larsen & Toubro Limited	0.78%	
Kalpataru Power Transmission Limited	0.48%	
<b>Retailing</b>	<b>1.17%</b>	
Avenue Supermarts Limited	0.44%	
FSN E-Commerce Ventures Limited	0.29%	
Go Fashion India Limited	0.26%	
Vedant Fashions Private Limited	0.18%	
<b>Diversified FMCG</b>	<b>1.12%</b>	
Hindustan Unilever Limited	0.64%	
ITC Limited	0.48%	
<b>Agricultural Commercial &amp; Construction Vehicles</b>	<b>1.10%</b>	
Ashok Leyland Limited	1.10%	
<b>Beverages</b>	<b>1.09%</b>	
United Spirits Limited	1.09%	
<b>Industrial Manufacturing</b>	<b>1.07%</b>	
Honeywell Automation India Limited	1.07%	
<b>Securitized Debt Amort</b>	<b>1.00%</b>	
First Business Receivables Trust	0.21%	CRISIL AAA(SO)
First Business Receivables Trust	0.21%	CRISIL AAA(SO)
First Business Receivables Trust	0.20%	CRISIL AAA(SO)
First Business Receivables Trust	0.20%	CRISIL AAA(SO)
First Business Receivables Trust	0.19%	CRISIL AAA(SO)
<b>Government Bond</b>	<b>0.99%</b>	
4.70% INDIA GOVT BOND 22SEP2033 FRB	0.42%	SOV
7.72% GOI (MD 25/05/2025)	0.14%	SOV

Issuer	% to Net Assets	Rating
7.10% GOVERNMENT OF INDIA 18APR29	0.14%	SOV
7.38% GOI 20JUN2027	0.07%	SOV
7.06% GOI 10APR28	0.07%	SOV
8.15% GOI (MD 24/11/2026)	0.04%	SOV
6.54% GOI 17JAN2032	0.04%	SOV
4.04% GOI FRB 04OCT2028	0.03%	SOV
7.27% GOI 08APR26	0.01%	SOV
8.17% GOI (MD 01/12/2044)	0.01%	SOV
<b>Personal Products</b>	<b>0.93%</b>	
Godrej Consumer Products Limited	0.93%	
<b>Aerospace &amp; Defense</b>	<b>0.90%</b>	
Bharat Electronics Limited	0.90%	
<b>State Government Bond</b>	<b>0.88%</b>	
7.15% MAHARASHTRA 13OCT2026 SDL	0.28%	SOV
8.41% WEST BENGAL 06FEB39 SDL	0.08%	SOV
8.15% MAHARASHTRA 26NOV2025 SDL	0.07%	SOV
TAMIL NADU 08.21% 24JUN25 SDL	0.07%	SOV
8.39% RAJASTHAN 15MAR2024 SDL	0.07%	SOV
7.25% GUJARAT 23AUG2027 SDL	0.07%	SOV
7.23% TAMIL NADU 14JUN2027 SDL	0.07%	SOV
7.18% TAMIL NADU SDL 26JUL2027	0.07%	SOV
7.20% UTTAR PRADESH 25JAN2027 SDL	0.06%	SOV
8.08% UTTAR PRADESH 25FEB25 SDL	0.02%	SOV
7.20% MAHARASHTRA 09AUG2027 SDL	0.01%	SOV
7.39% TAMIL NADU 10MAY2033 SDL	0.00%	SOV
8.26% Maharashtra SDL(MD 23/12/2025)	0.00%	SOV
7.35% MADHYA PRADESH 13SEP2027 SDL	0.00%	SOV
<b>Food Products</b>	<b>0.80%</b>	
Nestle India Limited	0.80%	
<b>Fertilizers &amp; Agrochemicals</b>	<b>0.77%</b>	
PI Industries Limited	0.77%	
<b>IT - Services</b>	<b>0.74%</b>	
Cyient Limited	0.74%	
<b>Money Market Instruments</b>	<b>0.73%</b>	
Panatone Finvest Limited	0.27%	CRISIL A1+
ICICI Securities Limited	0.20%	ICRA A1+
Housing Development Finance Corporation Limited	0.13%	ICRA A1+
Axis Bank Limited	0.07%	ICRA A1+
Union Bank of India	0.07%	IND A1+
<b>Non - Ferrous Metals</b>	<b>0.60%</b>	
Hindalco Industries Limited	0.60%	
<b>Agricultural Food &amp; other Products</b>	<b>0.59%</b>	
Tata Consumer Products Limited	0.59%	
<b>Ferrous Metals</b>	<b>0.58%</b>	
Tata Steel Limited	0.58%	
<b>Leisure Services</b>	<b>0.51%</b>	
Jubilant Foodworks Limited	0.51%	
<b>Realty</b>	<b>0.41%</b>	
Phoenix Mills Limited	0.41%	
<b>Financial Technology (Fintech)</b>	<b>0.38%</b>	
One 97 Communications Limited	0.38%	
<b>Gas</b>	<b>0.36%</b>	
Gujarat Gas Limited	0.36%	
<b>EQUITY FUTURE</b>	<b>0.35%</b>	
Reliance Industries Limited	0.35%	
<b>Power</b>	<b>0.32%</b>	
NTPC Limited	0.32%	
<b>Insurance</b>	<b>0.28%</b>	
HDFC Life Insurance Company Limited	0.28%	
<b>Transport Services</b>	<b>0.28%</b>	
InterGlobe Aviation Limited	0.28%	
<b>WARRANT</b>	<b>0.03%</b>	
Housing Development Finance Corporation Limited	0.03%	
<b>Miscellaneous</b>	<b>0.00%</b>	
Globsyn Technologies Limited	0.00%	
Magnasound (I) Limited	0.00%	
<b>Cash &amp; Current Assets</b>	<b>1.57%</b>	
<b>Total Net Assets</b>	<b>100.00%</b>	



## Investment Performance

NAV as on May 31, 2023: ₹ 1089.7500

Inception - Feb 10, 1995	Since Inception	5 Years	3 Years	1 Year
Aditya Birla Sun Life Equity Hybrid '95 Fund	18.02%	7.67%	20.71%	7.94%
Value of Std Investment of ₹ 10,000	1089750	14471	17605	10794
Benchmark - CRISIL Hybrid 35+65 - Aggressive Index	NA	11.60%	19.21%	11.49%
Value of Std Investment of ₹ 10,000	NA	17318	16958	11149
Additional Benchmark - Nifty 50 TRI	12.20%	12.89%	26.02%	12.94%
Value of Std Investment of ₹ 10,000	260724	18344	20037	11294

Past performance may or may not be sustained in future. The above performance is of Regular Plan - Growth Option. Kindly note that different plans have different expense structure. Load and Taxes are not considered for computation of returns. When scheme/additional benchmark returns are not available, they have not been shown. Total Schemes Co-Managed by Fund Managers is 1. Total Schemes managed by Mr. Mahesh Patil is 3. Total Schemes managed by Mr. Chanchal Khandelwal is 4. Total Schemes managed by Mr. Harshil Suvarakar is 13. Total Schemes managed by Mr. Dhaval Joshi is 47. Refer annexure on page no. 169-170 to know more on performance of schemes managed by Fund Managers.

Note: The exit load (if any) rate levied at the time of redemption/switch-out of units will be the rate prevailing at the time of allotment of the corresponding units. Customers may request for a separate Exit Load Applicability Report by calling our toll free numbers 1800-270-7000 or from any of our Investor Service Centers.



## SIP Performance - Regular Plan - Growth (assuming SIP of ₹ 10000 per month)

Particulars	Since Inception	5 years	3 years	1 Year
Total Amount Invested (₹)	3390000	600000	360000	120000
Market Value of amount Invested	67717246	779589	419319	126261
Scheme Returns (CAGR)	17.28%	10.42%	10.18%	9.86%
CRISIL Hybrid 35+65 - Aggressive Index returns# (CAGR)	NA	12.70%	11.60%	11.46%
Nifty 50 TRI returns## (CAGR)	13.81%	14.91%	14.70%	12.89%

Date of First Installment: March 01, 1995 & Scheme Inception Date: February 10, 1995. Past Performance may or may not be sustained in future.

### # Scheme Benchmark, ## Additional Benchmark

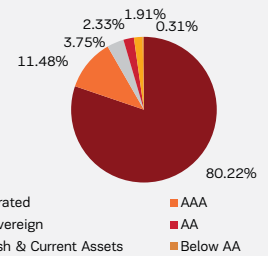
For SIP calculations above, the data assumes the investment of ₹ 10000/- on 1st day of every month or the subsequent working day. Load & Taxes are not considered for computation of returns. Performance for IDCW option would assume reinvestment of tax free IDCW declared at the then prevailing NAV. CAGR returns are computed after accounting for the cash flow by using XIRR method (investment internal rate of return). Where Benchmark returns are not available, they have not been shown. **Past performance may or may not be sustained in future.** Returns greater than 1 year period are compounded annualized. IDCW are assumed to be reinvested and bonus is adjusted. Load is not taken into consideration. For SIP returns, monthly investment of equal amounts invested on the 1<sup>st</sup> day of every month has been considered.

Company Name	ISIN	YTM	YTC
Union Bank of India - Tier I - Basel III **	INE692A08110	8.67%	8.44%
State Bank of India - Tier II - Basel III **	INE062A08264	6.52%	7.69%
Union Bank of India - Tier II - Basel III **	INE692A08094	7.40%	7.36%
State Bank of India - Tier II - Basel III **	INE062A08256	6.76%	7.68%

\*\* Represents thinly traded/ non traded securities and illiquid securities.



## Rating Profile of Portfolio



## NAV of Plans / Options (₹)

	Regular Plan	Direct Plan
Growth	1089.7500	1200.4800
IDCW*	150.3000	252.5700

\*Income Distribution cum capital withdrawal





## Fund Details

### Investment Objective

To provide capital appreciation and income distribution to the investors by using a blend of equity derivatives strategies, arbitrage opportunities and pure equity investments. The Scheme does not guarantee/indicate any returns. There can be no assurance that the schemes' objectives will be achieved.

### Fund Category

Equity Savings

### Investment Style

Large Cap			
Mid Cap			
Small Cap			
	Value	Blend	Growth



### Fund Manager

Mr. Lovelish Solanki, Mr. Dhaval Shah & Mr. Harshil Suvarnkar

### Date of Allotment

November 28, 2014

### Benchmark

NIFTY Equity Savings TRI

### Managing Fund Since

August 26, 2015, May 07, 2021 & March 22, 2021

### Experience in Managing the Fund

7.8 Years, 2.1 years & 2.2 years

### SIP

Monthly: Minimum ₹ 1,000/-

### Load Structure (as % of NAV) (Incl. for SIP)

Entry Load	Nil
Exit Load	In respect of each purchase/switch-in of Units: For redemption/switch out of units on or before 7 days from the date of allotment: 0.25% of applicable NAV. For redemption/switch out of units after 7 days from the date of allotment: Nil

### AUM

Monthly Average AUM	₹ 457.77	Crores
AUM as on last day	₹ 454.01	Crores

### Total Expense Ratio (TER)

Regular	2.28%
Direct	1.26%
Including additional expenses and goods and service tax on management fees.	

### Other Parameters

Modified Duration	1.21 years
Average Maturity	1.31 years
Yield to Maturity	7.42%
Macaulay Duration	1.24 years
Portfolio Turnover	3.91
Net Equity Exposure	42.96%

Note: Standard Deviation, Sharpe Ratio & Beta are calculated on Annualised basis using 3 years history of monthly returns. Risk Free Rate assumed to be 6.4% (FBIL Overnight MIBOR as on 31 May 2023) for calculating Sharpe Ratio

### Application Amount for fresh subscription

₹ 1,000 (plus in multiples of ₹ 1)

### Min. Addl. Investment

₹ 1,000 (plus in multiples of ₹ 1)

## PORTFOLIO

Issuer	% to Net Assets	Rating
<b>Banks</b>	<b>18.18%</b>	
HDFC Bank Limited	5.13%	
ICICI Bank Limited	4.09%	
Kotak Mahindra Bank Limited	3.64%	
IndusInd Bank Limited	1.86%	
State Bank of India	1.53%	
Axis Bank Limited	1.12%	
Bandhan Bank Limited	0.81%	
<b>MUTUAL FUNDS</b>	<b>12.38%</b>	
Aditya Birla Sun Life Money Manager Fund - Growth - Direct Plan	9.58%	
Aditya Birla Sunlife Floating Rate Fund - Direct Plan - Growth	2.80%	
<b>Money Market Instruments</b>	<b>10.50%</b>	
Indian Bank	5.24%	CRISIL A1+
Housing Development Finance Corporation Limited	4.12%	ICRA A1+
Axis Bank Limited	1.03%	ICRA A1+
L&T Finance Limited	0.11%	ICRA A1+
<b>Transport Infrastructure</b>	<b>6.62%</b>	
GMR Infrastructure Limited	6.62%	
<b>Finance</b>	<b>5.73%</b>	
Bajaj Finance Limited	2.39%	
Housing Development Finance Corporation Limited	1.90%	
Cholamandalam Investment and Finance Company Limited	1.44%	
<b>Petroleum Products</b>	<b>4.58%</b>	
Reliance Industries Limited	4.58%	
<b>IT - Software</b>	<b>3.67%</b>	
Tech Mahindra Limited	1.93%	
Infosys Limited	1.74%	
<b>Consumer Durables</b>	<b>3.38%</b>	
V-Guard Industries Limited	1.12%	
Crompton Greaves Consumer Electricals Limited	0.76%	
VIP Industries Limited	0.63%	
Campus Activewear Limited	0.47%	
Dixon Technologies (India) Limited	0.41%	

Issuer	% to Net Assets	Rating
<b>Fixed rates bonds - Corporate</b>	<b>3.28%</b>	
Mahindra & Mahindra Financial Services Limited	2.20%	CRISIL AAA
Embassy Office Parks REIT	1.08%	CRISIL AAA
<b>Industrial Products</b>	<b>2.68%</b>	
POLYCAB INDIA Limited	1.53%	
Cummins India Limited	1.15%	
<b>Diversified FMCG</b>	<b>2.44%</b>	
ITC Limited	1.39%	
Hindustan Unilever Limited	1.06%	
<b>Telecom - Services</b>	<b>2.41%</b>	
Bharti Airtel Limited	2.41%	
<b>Automobiles</b>	<b>2.17%</b>	
Tata Motors Limited	0.93%	
Mahindra & Mahindra Limited	0.78%	
Maruti Suzuki India Limited	0.45%	
<b>Cash Management Bills</b>	<b>1.84%</b>	
Government of India	0.94%	SOV
Government of India	0.82%	SOV
Government of India	0.08%	SOV
<b>Auto Components</b>	<b>1.74%</b>	
Craftsman Automation Ltd	1.02%	
Sona BLW Precision Forgings Limited	0.72%	
<b>Government Bond</b>	<b>1.61%</b>	
7.10% GOVERNMENT OF INDIA 18APR29	1.11%	SOV
7.17% GOVERNMENT OF INDIA 18APR30	0.28%	SOV
7.26% GOVERNMENT OF INDIA 06FEB33	0.22%	SOV
<b>Pharmaceuticals &amp; Biotechnology</b>	<b>1.38%</b>	
Sun Pharmaceutical Industries Limited	0.83%	
Mankind Pharma Ltd	0.56%	
<b>Cement &amp; Cement Products</b>	<b>1.22%</b>	
UltraTech Cement Limited	1.22%	
<b>Construction</b>	<b>1.16%</b>	
Larsen & Toubro Limited	1.16%	
<b>Healthcare Services</b>	<b>1.04%</b>	





Issuer	% to Net Assets	Rating
Fortis Healthcare Limited	0.59%	
Vijaya Diagnostic Centre Limited	0.45%	
<b>Leisure Services</b>	<b>1.04%</b>	
Jubilant Foodworks Limited	0.71%	
Barbeque Nation Hospitality Limited	0.32%	
<b>Retailing</b>	<b>1.00%</b>	
Medplus Health Services Limited	0.66%	
FSN E-Commerce Ventures Limited	0.35%	
<b>Agricultural Commercial &amp; Construction Vehicles</b>	<b>0.95%</b>	
Ashok Leyland Limited	0.95%	
<b>Non - Ferrous Metals</b>	<b>0.89%</b>	
Hindalco Industries Limited	0.89%	
<b>Beverages</b>	<b>0.82%</b>	
United Breweries Limited	0.82%	
<b>Agricultural Food &amp; other Products</b>	<b>0.76%</b>	
Tata Consumer Products Limited	0.76%	
<b>Fertilizers &amp; Agrochemicals</b>	<b>0.53%</b>	
UPL Limited	0.53%	
<b>Realty</b>	<b>0.50%</b>	
Brigade Enterprises Limited	0.50%	
<b>Chemicals &amp; Petrochemicals</b>	<b>0.48%</b>	
Anupam Rasayan India Limited	0.48%	

Issuer	% to Net Assets	Rating
<b>Industrial Manufacturing</b>	<b>0.42%</b>	
GMM Pfaudler Limited	0.42%	
<b>EQUITY FUTURE</b>	<b>-22.84%</b>	
ITC Limited	-0.11%	
Housing Development Finance Corporation Limited	-0.42%	
Maruti Suzuki India Limited	-0.45%	
UPL Limited	-0.53%	
IndusInd Bank Limited	-0.87%	
Bajaj Finance Limited	-0.87%	
Bharti Airtel Limited	-1.24%	
HDFC Bank Limited	-1.53%	
Tech Mahindra Limited	-1.95%	
Kotak Mahindra Bank Limited	-3.57%	
Reliance Industries Limited	-4.62%	
GMR Infrastructure Limited	-6.67%	
<b>Cash &amp; Current Assets</b>	<b>27.43%</b>	
<b>Total Net Assets</b>	<b>100.00%</b>	

Investment Performance		NAV as on May 31, 2023: ₹ 17.9600			
<b>Inception - Nov 28, 2014</b>					
Aditya Birla Sun Life Equity Savings Fund	7.12%	6.51%	11.61%	7.87%	
Value of Std Investment of ₹ 10,000	17960	13710	13912	10787	
Benchmark - NIFTY Equity Savings TRI	8.23%	8.77%	12.04%	8.66%	
Value of Std Investment of ₹ 10,000	19596	15228	14072	10866	
Additional Benchmark - CRISIL 10 Year Gilt Index	6.65%	6.84%	3.16%	10.04%	
Value of Std Investment of ₹ 10,000	17296	13922	10979	11004	

Past performance may or may not be sustained in future. The above performance is of Regular Plan - Growth Option. Kindly note that different plans have different expense structure. Load and Taxes are not considered for computation of returns. When scheme/additional benchmark returns are not available, they have not been shown. Total Schemes Co-Managed by Fund Managers is 1. Total Schemes managed by Mr. Dhaval Shah is 6. Total Schemes managed by Mr. Harshil Suvarnkar is 13. Total Schemes managed by Mr. Lovelish Solanki is 3. Refer annexure on page no. 169-170 to know more on performance of schemes managed by Fund Managers.

Note: The exit load (if any) rate levied at the time of redemption/switch-out of units will be the rate prevailing at the time of allotment of the corresponding units. Customers may request for a separate Exit Load Applicability Report by calling our toll free numbers 1800-270-7000 or from any of our Investor Service Centers.

NAV of Plans / Options (₹)		
	<b>Regular Plan</b>	<b>Direct Plan</b>
<b>Growth</b>	17.9600	19.6600
<b>IDCW<sup>§</sup>:</b>	12.7100	14.7700

<sup>§</sup>Income Distribution cum capital withdrawal

SIP Performance - Regular Plan - Growth (assuming SIP of ₹ 10000 per month)				
<b>Particulars</b>	<b>Since Inception</b>	<b>5 years</b>	<b>3 years</b>	<b>1 Year</b>
Total Amount Invested (₹)	1030000	600000	360000	120000
Market Value of amount Invested	1401945	721921	397381	125556
Scheme Returns (CAGR)	7.03%	7.34%	6.53%	8.74%
NIFTY Equity Savings TRI returns# (CAGR)	8.81%	9.04%	8.44%	9.10%
CRISIL 10 Year Gilt Index returns## (CAGR)	5.78%	5.30%	4.45%	11.41%

Date of First Installment: December 01, 2014 & Scheme Inception Date: November 28, 2014. Past Performance may or may not be sustained in future.

# Scheme Benchmark, ## Additional Benchmark

For SIP calculations above, the data assumes the investment of ₹ 10000/- on 1st day of every month or the subsequent working day. Load & Taxes are not considered for computation of returns. Performance for IDCW option would assume reinvestment of tax free IDCW declared at the then prevailing NAV. CAGR returns are computed after accounting for the cash flow by using XIRR method (investment internal rate of return). Where Benchmark returns are not available, they have not been shown. Past performance may or may not be sustained in future. Returns greater than 1 year period are compounded annualized. IDCW are assumed to be reinvested and bonus is adjusted. Load is not taken into consideration. For SIP returns, monthly investment of equal amounts invested on the 1<sup>st</sup> day of every month has been considered.



### Fund Details

#### Investment Objective

The primary objective of the scheme is to generate regular income so as to make monthly payments or distribution to unit holders, with the secondary objective being growth of capital. There can be no assurance that the Scheme objectives will be realised.

#### Fund Manager

Mr. Dhaval Shah, Mr. Harshil Suvamkar & Mr. Dhaval Joshi

#### Date of Allotment

May 22, 2004

#### Benchmark

CRISIL Hybrid 85+15 - Conservative Index

#### Managing Fund Since

May 14, 2020, March 22, 2021 & November 21, 2022

#### Experience in Managing the Fund

3.1 years, 2.2 years & 0.5 years

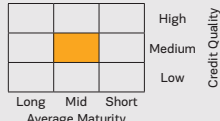
#### SIP

Monthly: Minimum ₹ 500/-

#### Fund Category

Conservative Hybrid Fund

#### Investment Style



#### Load Structure (as % of NAV) (Incl. for SIP)

Entry Load	Nil
Exit Load	For redemption /switch-out of units on or before 90 days from the date of allotment: 1.00% of applicable NAV. For redemption / switch-out of units after 90 days from the date of allotment: Nil.

#### AUM

Monthly Average AUM	₹ 1517.72	Crores
AUM as on last day	₹ 1518.41	Crores

#### Total Expense Ratio (TER)

Regular	1.88%
Direct	0.93%
Including additional expenses and goods and service tax on management fees.	



#### Other Parameters

Modified Duration	2.52 years
Average Maturity	4.32 years
Yield to Maturity (for Debt Component)	7.59%
Macaulay Duration	2.66 years
Portfolio Turnover (for Equity Component)	1.64

#### Application Amount for fresh subscription

₹ 500 (plus in multiples of ₹ 1)

#### Min. Addl. Investment

₹ 500 (plus in multiples of ₹ 1)

## PORTFOLIO

Issuer	% to Net Assets	Rating
<b>Fixed rates bonds - Corporate</b>	<b>41.54%</b>	
Small Industries Development Bank of India	2.62%	ICRA AAA
Manappuram Finance Limited	2.29%	CRISIL AA
National Bank For Agriculture and Rural Development	2.23%	ICRA AAA
State Bank of India - Tier II - Basel III	2.21%	ICRA AAA
Bajaj Housing Finance Limited	1.99%	CRISIL AAA
REC Limited	1.73%	CRISIL AAA
Small Industries Development Bank of India	1.65%	ICRA AAA
Union Bank of India - Tier II - Basel III	1.65%	ICRA AA+
Housing Development Finance Corporation Limited	1.65%	ICRA AAA
Small Industries Development Bank of India	1.65%	ICRA AAA
Muthoot Finance Limited	1.64%	ICRA AA+
National Bank For Agriculture and Rural Development	1.64%	ICRA AAA
National Bank For Agriculture and Rural Development	1.57%	ICRA AAA
Fullerton India Credit Company Limited	1.32%	CRISIL AAA
Mahindra & Mahindra Financial Services Limited	1.32%	CRISIL AAA
Indusind Bank Limited - Tier I - Basel III	1.01%	CRISIL AA
National Bank For Agriculture and Rural Development	0.99%	CRISIL AAA
Manappuram Finance Limited	0.98%	CRISIL AA
Mahindra & Mahindra Financial Services Limited	0.83%	CRISIL AAA
Mindspace Business Parks REIT	0.81%	CRISIL AAA
Kotak Mahindra Investments Limited	0.66%	CRISIL AAA
Housing Development Finance Corporation Limited	0.66%	ICRA AAA
National Bank For Agriculture and Rural Development	0.66%	ICRA AAA
National Bank For Agriculture and Rural Development	0.66%	CRISIL AAA
Bajaj Finance Limited	0.66%	CRISIL AAA
Housing Development Finance Corporation Limited	0.65%	ICRA AAA
Embassy Office Parks REIT	0.65%	CRISIL AAA
Mahindra & Mahindra Financial Services Limited	0.65%	IND AAA
Summit Digital Infrastructure Private Limited	0.64%	CRISIL AAA
REC Limited	0.35%	CRISIL AAA
Steel Authority of India Limited	0.33%	CARE AA
Bajaj Housing Finance Limited	0.33%	CRISIL AAA
Housing & Urban Development Corporation Limited	0.33%	ICRA AAA
National Bank For Agriculture and Rural Development	0.33%	ICRA AAA
Housing Development Finance Corporation Limited	0.33%	ICRA AAA
Tata Capital Housing Finance Limited	0.33%	ICRA AAA
National Bank For Agriculture and Rural Development	0.32%	ICRA AAA
Bajaj Housing Finance Limited	0.32%	CRISIL AAA
LIC Housing Finance Limited	0.31%	CRISIL AAA
U.P. Power Corporation Limited	0.21%	BWR AA-(CE)
Cholamandalam Investment and Finance Company Limited	0.16%	ICRA AA+
Power Finance Corporation Limited	0.11%	ICRA AAA
LIC Housing Finance Limited	0.07%	CRISIL AAA
National Bank For Agriculture and Rural Development	0.06%	CRISIL AAA

Issuer	% to Net Assets	Rating
NTPC Limited	0.00%	CRISIL AAA
<b>Government Bond</b>	<b>9.83%</b>	
8.15% GOI (MD 24/11/2026)	2.39%	SOV
5.15% GOVERNMENT OF INDIA 09NOV25 G-SEC	2.22%	SOV
4.70% INDIA GOVT BOND 22SEP2033 FRB	1.97%	SOV
7.10% GOVERNMENT OF INDIA 18APR29	1.32%	SOV
4.04% GOI FRB 04OCT2028	0.49%	SOV
7.72% GOI (MD 25/05/2025)	0.33%	SOV
7.17% GOI (MD 08/01/2028)	0.33%	SOV
7.06% GOI 10APR28	0.33%	SOV
4.45% GOI FRB 30OCT2034	0.32%	SOV
8.17% GOI (MD 01/12/2044)	0.07%	SOV
7.54% GOVERNMENT OF INDIA 23MAY2036 GSEC	0.05%	SOV
7.27% GOI 08APR26	0.00%	SOV
<b>Cash Management Bills</b>	<b>7.78%</b>	
Government of India	1.05%	SOV
Government of India	0.95%	SOV
Government of India	0.77%	SOV
Government of India	0.63%	SOV
Government of India	0.62%	SOV
Government of India	0.57%	SOV
Government of India	0.54%	SOV
Government of India	0.52%	SOV
Government of India	0.45%	SOV
Government of India	0.43%	SOV
Government of India	0.29%	SOV
Government of India	0.28%	SOV
Government of India	0.28%	SOV
Government of India	0.22%	SOV
Government of India	0.17%	SOV
<b>Banks</b>	<b>6.89%</b>	
ICICI Bank Limited	2.34%	
HDFC Bank Limited	1.89%	
State Bank of India	0.96%	
Axis Bank Limited	0.70%	
Indusind Bank Limited	0.55%	
Bandhan Bank Limited	0.45%	
<b>Money Market Instruments</b>	<b>4.36%</b>	
Panatone Finvest Limited	0.94%	CRISIL A1+
Axis Bank Limited	0.92%	ICRA A1+
HDFC Bank Limited	0.63%	IND A1+
Union Bank of India	0.63%	IND A1+
ICICI Securities Limited	0.62%	ICRA A1+
Housing Development Finance Corporation Limited	0.62%	ICRA A1+



Issuer	% to Net Assets	Rating
<b>State Government Bond</b>	<b>2.80%</b>	
8.27% RAJASTAN 23JUN2023 SDL	0.66%	SOV
7.15% MAHARASHTRA 13OCT2026 SDL	0.66%	SOV
8.12% Maharashtra SDL (MD 13/11/2025)	0.34%	SOV
8.39% RAJASTHAN 15MAR2024 SDL	0.33%	SOV
7.23% TAMIL NADU 14JUN2027 SDL	0.33%	SOV
8.29% ANDHRA PRADESH - 13JAN26 SDL	0.27%	SOV
HARYANA 08.21% 31MAR2026 SDL	0.16%	SOV
8.83% UTTAR PRADESH 24FEB2026 SDL	0.02%	SOV
6.64% TAMIL NADU SDL 13NOV23	0.02%	SOV
8.46% GUJARAT 10FEB2026 SDL	0.00%	SOV
8.08% Telangana UDAY BOND (MD 22/03/2031)	0.00%	SOV
8.27% Telangana UDAY BOND (MD 22/03/2028)	0.00%	SOV
8.04% Telangana UDAY BOND (MD 22/03/2030)	0.00%	SOV
8.07% Telangana UDAY BOND (MD 22/03/2029)	0.00%	SOV
7.95% Telangana UDAY BOND (MD 22/03/2032)	0.00%	SOV
<b>MUTUAL FUNDS</b>	<b>2.03%</b>	
Aditya Birla Sunlife Floating Rate Fund - Direct Plan - Growth	2.03%	
<b>Securitized Debt Amort</b>	<b>1.82%</b>	
First Business Receivables Trust	0.92%	CRISIL AAA(SO)
First Business Receivables Trust	0.90%	CRISIL AAA(SO)
<b>Transport Infrastructure</b>	<b>1.76%</b>	
IRB InvIT Fund	1.76%	
<b>Consumer Durables</b>	<b>1.73%</b>	
V-Guard Industries Limited	0.43%	
Crompton Greaves Consumer Electricals Limited	0.42%	
Dixon Technologies (India) Limited	0.35%	
VIP Industries Limited	0.31%	
Campus Activewear Limited	0.22%	
<b>Finance</b>	<b>1.60%</b>	
Bajaj Finance Limited	0.64%	
SBI Cards & Payment Services Limited	0.50%	
Poonawalla Fincorp Limited	0.46%	
<b>Diversified FMCG</b>	<b>1.33%</b>	
ITC Limited	0.75%	
Hindustan Unilever Limited	0.59%	
<b>IT - Software</b>	<b>1.31%</b>	
Infosys Limited	1.06%	
Coforge Limited	0.25%	
<b>Industrial Products</b>	<b>1.30%</b>	
POLYCAB INDIA Limited	0.75%	
Cummins India Limited	0.56%	
<b>Automobiles</b>	<b>1.10%</b>	
Tata Motors Limited	0.60%	

Issuer	% to Net Assets	Rating
Mahindra & Mahindra Limited	0.50%	
<b>Cement &amp; Cement Products</b>	<b>1.01%</b>	
UltraTech Cement Limited	0.67%	
JK Cement Limited	0.34%	
<b>Pharmaceuticals &amp; Biotechnology</b>	<b>0.92%</b>	
Sun Pharmaceutical Industries Limited	0.83%	
Strides Pharma Science Limited	0.09%	
<b>Retailing</b>	<b>0.84%</b>	
V-Mart Retail Limited	0.35%	
Medplus Health Services Limited	0.29%	
FSN E-Commerce Ventures Limited	0.20%	
<b>Auto Components</b>	<b>0.82%</b>	
Craftsman Automation Ltd	0.52%	
Sona BLW Precision Forgings Limited	0.30%	
<b>Telecom - Services</b>	<b>0.67%</b>	
Bharti Airtel Limited	0.67%	
<b>Healthcare Services</b>	<b>0.59%</b>	
Fortis Healthcare Limited	0.42%	
Vijaya Diagnostic Centre Limited	0.17%	
<b>Construction</b>	<b>0.54%</b>	
Larsen & Toubro Limited	0.54%	
<b>Leisure Services</b>	<b>0.51%</b>	
Jubilant Foodworks Limited	0.32%	
Barbeque Nation Hospitality Limited	0.19%	
<b>Non - Ferrous Metals</b>	<b>0.51%</b>	
Hindalco Industries Limited	0.51%	
<b>Beverages</b>	<b>0.49%</b>	
United Breweries Limited	0.49%	
<b>Agricultural Commercial &amp; Construction Vehicles</b>	<b>0.32%</b>	
Ashok Leyland Limited	0.32%	
<b>Realty</b>	<b>0.26%</b>	
Brigade Enterprises Limited	0.26%	
<b>Chemicals &amp; Petrochemicals</b>	<b>0.26%</b>	
Anupam Rasayan India Limited	0.26%	
<b>Industrial Manufacturing</b>	<b>0.24%</b>	
GMM Pfaudler Limited	0.24%	
<b>Miscellaneous</b>	<b>0.00%</b>	
Magnasound (I) Limited	0.00%	
<b>Cash &amp; Current Assets</b>	<b>4.84%</b>	
<b>Total Net Assets</b>	<b>100.00%</b>	

### Investment Performance

NAV as on May 31, 2023: ₹ 54.3207

	Since Inception	5 Years	3 Years	1 Year
<b>Inception - May 22, 2004</b>				
Aditya Birla Sun Life Regular Savings Fund	9.30%	7.19%	13.69%	8.04%
Value of Std Investment of ₹ 10,000	54321	14156	14706	10804
<b>Benchmark - CRISIL Hybrid 85+15 - Conservative Index</b>	8.41%	8.84%	8.35%	9.52%
Value of Std Investment of ₹ 10,000	46520	15274	12726	10952
<b>Additional Benchmark - CRISIL 10 Year Gilt Index</b>	5.59%	6.84%	3.16%	10.04%
Value of Std Investment of ₹ 10,000	28157	13922	10979	11004

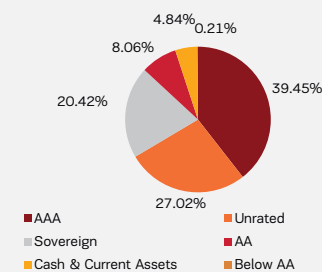
Past performance may or may not be sustained in future. The above performance is of Regular Plan - Growth Option. Kindly note that different plans have different expense structure. Load and Taxes are not considered for computation of returns. When scheme/additional benchmark returns are not available, they have not been shown. Total Schemes Co-Managed by Fund Managers is 3. Total Schemes managed by Mr. Harshil Suvamkar is 13. Total Schemes managed by Mr. Dhaval Shah is 6. Total Schemes managed by Mr. Dhaval Joshi is 47. Refer annexure on page no. 169-170 to know more on performance of schemes managed by Fund Managers.

Note: The exit load (if any) rate levied at the time of redemption/switch-out of units will be the rate prevailing at the time of allotment of the corresponding units. Customers may request for a separate Exit Load Applicability Report by calling our toll free numbers 1800- 270-7000 or from any of our Investor Service Centers.

Company Name	ISIN	YTM	YTC
IndusInd Bank Limited - Tier I - Basel III **	INE095A08082	10.29%	7.78%
State Bank of India - Tier II - Basel III **	INE062A08264	6.52%	7.69%
State Bank of India - Tier II - Basel III **	INE692A08094	7.40%	7.36%

\*\* Represents thinly traded/ non traded securities and illiquid securities.

### Rating Profile of Portfolio



### NAV of Plans / Options (₹)

	Regular Plan	Direct Plan
<b>Growth</b>	54.3207	59.5313
<b>Monthly IDCW*:</b>	15.4913	24.8055

\*Income Distribution cum capital withdrawal



## Fund Details

### Investment Objective

The investment objective of the Scheme is to provide long term capital appreciation by investing across asset classes like Equity, Debt, Commodities, & units of REITs & InvITs. The Scheme does not guarantee/indicate any returns. There can be no assurance that the objective of the Scheme will be achieved.

### Fund Category

Hybrid – Multi Asset Allocation

### Investment Style

Large Cap			
Mid Cap			
Small Cap			
	Growth	Value	Blend



### Fund Manager

Mr. Dhaval Shah, Mr. Bhupesh Bameta, Mr. Sachin Wankhede & Mr. Dhaval Joshi

### Date of Allotment

January 31, 2023

### Benchmark

65% S&P BSE 200 + 25% CRISIL Short Term Bond Index + 5% of Domestic prices of Gold + 5% of Domestic prices of Silver

### Managing Fund Since

January 31, 2023

### Experience in Managing the Fund

0.3 Years

### Load Structure (as % of NAV) (Incl. for SIP)

Entry Load	Nil
Exit Load	For redemption/switch-out of units on or before 365 days from the date of allotment: 1.00% of applicable NAV. For redemption/switch-out of units after 365 days from the date of allotment: Nil.

### AUM

Monthly Average AUM	₹ 1787.33	Crores
AUM as on last day	₹ 1841.15	Crores

### Total Expense Ratio (TER)

Regular	2.00%
Direct	0.37%

Including additional expenses and goods and service tax on management fees.

### SIP

Monthly: Minimum ₹ 500/-

### Other Parameters

Modified Duration	1.46 years
Average Maturity	1.69 years
Yield to Maturity	7.18%
Macaulay Duration	1.55 years

Note: Standard Deviation, Sharpe Ratio & Beta are calculated on Annualised basis using 3 years history of monthly returns. Risk Free Rate assumed to be 6.4% (FBIL Overnight MIBOR as on 31 May 2023) for calculating Sharpe Ratio

### Application Amount for fresh subscription

₹ 500 (plus in multiples of ₹ 1)

### Min. Addl. Investment

₹ 500 (plus in multiples of ₹ 1)

## PORTFOLIO

Issuer	% to Net Assets	Rating
<b>Banks</b>	<b>17.78%</b>	
HDFC Bank Limited	5.25%	
ICICI Bank Limited	4.56%	
State Bank of India	1.94%	
Axis Bank Limited	1.54%	
IndusInd Bank Limited	1.37%	
Bandhan Bank Limited	1.27%	
Bank of Baroda	1.04%	
The Federal Bank Limited	0.82%	
<b>Exchange Traded Fund</b>	<b>13.42%</b>	
Aditya Birla Sun Life Gold ETF	13.42%	
<b>Fixed rates bonds - Corporate</b>	<b>8.14%</b>	
LIC Housing Finance Limited	1.90%	CRISIL AAA
National Bank For Agriculture and Rural Development	1.36%	CRISIL AAA
Fullerton India Credit Company Limited	1.36%	CRISIL AAA
Small Industries Development Bank of India	1.35%	ICRA AAA
Bajaj Housing Finance Limited	1.34%	CRISIL AAA
REC Limited	0.83%	ICRA AAA
<b>Finance</b>	<b>6.91%</b>	
Bajaj Finance Limited	2.01%	
Poonawalla Fincorp Limited	1.87%	
Cholamandalam Investment and Finance Company Limited	1.60%	
SBI Cards & Payment Services Limited	1.43%	
<b>Diversified FMCG</b>	<b>3.92%</b>	
ITC Limited	2.04%	
Hindustan Unilever Limited	1.88%	
<b>Money Market Instruments</b>	<b>3.89%</b>	
Axis Bank Limited	1.31%	ICRA A1+
Axis Bank Limited	1.29%	IND A1+
Housing Development Finance Corporation Limited	1.29%	ICRA A1+
<b>IT - Software</b>	<b>3.55%</b>	
Infosys Limited	2.94%	
CoForge Limited	0.61%	
<b>Pharmaceuticals &amp; Biotechnology</b>	<b>2.90%</b>	

Issuer	% to Net Assets	Rating
Sun Pharmaceutical Industries Limited	1.18%	
Biocon Limited	1.00%	
Lupin Limited	0.72%	
<b>Government Bond</b>	<b>2.89%</b>	
5.63% GOI 12APR2026	1.58%	SOV
5.74% GOI 15NOV2026	1.31%	SOV
<b>Healthcare Services</b>	<b>2.33%</b>	
Apollo Hospitals Enterprise Limited	1.19%	
Syngene International Limited	1.13%	
<b>Cement &amp; Cement Products</b>	<b>2.32%</b>	
UltraTech Cement Limited	1.30%	
JK Cement Limited	1.03%	
<b>Petroleum Products</b>	<b>2.20%</b>	
Reliance Industries Limited	2.20%	
<b>Automobiles</b>	<b>2.19%</b>	
Mahindra & Mahindra Limited	1.16%	
Tata Motors Limited	1.03%	
<b>Consumer Durables</b>	<b>2.18%</b>	
Dixon Technologies (India) Limited	1.39%	
Orient Electric Ltd.	0.79%	
<b>Leisure Services</b>	<b>2.12%</b>	
Jubilant Foodworks Limited	1.39%	
The Indian Hotels Company Limited	0.72%	
<b>Beverages</b>	<b>2.04%</b>	
United Spirits Limited	2.04%	
<b>Telecom - Services</b>	<b>1.93%</b>	
Bharti Airtel Limited	1.93%	
<b>Construction</b>	<b>1.81%</b>	
Larsen & Toubro Limited	1.81%	
<b>Power</b>	<b>1.76%</b>	
NTPC Limited	1.24%	
India Grid Trust	0.52%	
<b>Retailing</b>	<b>1.42%</b>	
Shoppers Stop Limited	1.42%	



Issuer	% to Net Assets	Rating
<b>Realty</b>	<b>1.32%</b>	
Brigade Enterprises Limited	1.32%	
<b>TREASURY BILLS</b>	<b>1.29%</b>	
Government of India	1.29%	SOV
<b>Ferrous Metals</b>	<b>1.23%</b>	
Tata Steel Limited	1.23%	
<b>Agricultural Commercial &amp; Construction Vehicles</b>	<b>1.16%</b>	
Ashok Leyland Limited	1.16%	
<b>IT - Services</b>	<b>1.08%</b>	
Cyient Limited	1.08%	
<b>Insurance</b>	<b>1.06%</b>	
HDFC Life Insurance Company Limited	1.06%	

Issuer	% to Net Assets	Rating
<b>Entertainment</b>	<b>0.87%</b>	
PVR Limited	0.87%	
<b>Chemicals &amp; Petrochemicals</b>	<b>0.87%</b>	
Vinati Organics Limited	0.87%	
<b>Auto Components</b>	<b>0.84%</b>	
Sona BLW Precision Forgings Limited	0.84%	
<b>Industrial Products</b>	<b>0.80%</b>	
POLYCAB INDIA Limited	0.80%	
<b>Cash &amp; Current Assets</b>	<b>3.79%</b>	
<b>Total Net Assets</b>	<b>100.00%</b>	



## NAV of Plans / Options (₹)

	Regular Plan	Direct Plan
<b>Growth</b>	10.5570	10.6156
<b>IDCW*</b>	10.5574	10.6151

\*Income Distribution cum capital withdrawal





## Fund Details

### Investment Objective

The primary objective of the Scheme is to generate long term growth of capital and income distribution with relatively lower volatility by investing in a dynamically balanced portfolio of Equity & Equity linked investments and fixed-income securities. There can be no assurance that the investment objective of the Scheme will be realized.

### Fund Manager

Mr. Mohit Sharma, Mr. Lovelish Solanki & Mr. Vishal Gajwani

### Date of Allotment

April 25, 2000

### Benchmark

CRISIL Hybrid 50+50 - Moderate Index

### Managing Fund Since

April 01, 2017, October 09, 2019 & April 01, 2022

### Experience in Managing the Fund

6.2 years, 3.6 years & 1.2 years

### SIP

Monthly: Minimum ₹ 100/-

### Fund Category

Dynamic Asset Allocation or Balanced Advantage

### Investment Style

Large Cap			
Mid Cap			
Small Cap			
	Growth	Value	Blend



### Load Structure (as % of NAV) (Incl. for SIP)

Entry Load	Nil
Exit Load	In respect of each purchase/switch-in of Units: For redemption/switch out of units on or before 7 days from the date of allotment: 0.25% of applicable NAV. For redemption/switch out of units after 7 days from the date of allotment: Nil

### AUM

Monthly Average AUM	₹ 6390.31	Crores
AUM as on last day	₹ 6428.16	Crores

### Total Expense Ratio (TER)

Regular	1.77%
Direct	0.52%

Including additional expenses and goods and service tax on management fees.

### Other Parameters

Modified Duration	1.21 years
Average Maturity	1.44 years
Yield to Maturity	7.52%
Macaulay Duration	1.28 years
Portfolio Turnover	2.23
Standard Deviation	8.90%
Sharpe Ratio	1.15
Beta	1.01
Net Equity Exposure	56.98%
(S&P BSE 100 Index Trailing PE "21.74")	

Note: Standard Deviation, Sharpe Ratio & Beta are calculated on Annualised basis using 3 years history of monthly returns. Risk Free Rate assumed to be 6.4% (FBIL Overnight MIBOR as on 31 May 2023) for calculating Sharpe Ratio

### Application Amount for fresh subscription

₹ 100 (plus in multiples of ₹ 1)

### Min. Addl. Investment

₹ 100 (plus in multiples of ₹ 1)

## PORTFOLIO

Issuer	% to Net Assets	Rating
<b>Fixed rates bonds - Corporate</b>	<b>16.87%</b>	
HDFC Bank Limited	1.34%	CRISIL AAA
Bharti Telecom Limited	1.23%	CRISIL AA+
Bharti Telecom Limited	1.17%	CRISIL AA+
Muthoot Finance Limited	1.16%	ICRA AA+
National Bank For Agriculture and Rural Development	1.09%	CRISIL AAA
State Bank of India - Tier II - Basel III	1.05%	ICRA AAA
Bharti Hexacom Limited	0.96%	CRISIL AA+
ICICI Home Finance Company Limited	0.92%	ICRA AAA
HDB Financial Services Limited	0.92%	CRISIL AAA
Muthoot Finance Limited	0.86%	ICRA AA+
Kotak Mahindra Prime Limited	0.76%	CRISIL AAA
Kotak Mahindra Prime Limited	0.76%	CRISIL AAA
Manappuram Finance Limited	0.54%	CRISIL AA
Manappuram Finance Limited	0.54%	CRISIL AA
Summit Digital Infrastructure Private Limited	0.53%	CRISIL AAA
HDFC Bank Limited	0.47%	CRISIL AAA
REC Limited	0.46%	ICRA AAA
Muthoot Finance Limited	0.46%	ICRA AA+
REC Limited	0.41%	CRISIL AAA
Cholamandalam Investment and Finance Company Limited	0.39%	ICRA AA+
Tata Capital Financial Services Limited	0.30%	ICRA AAA
REC Limited	0.16%	CRISIL AAA
Small Industries Development Bank of India	0.16%	ICRA AAA
Small Industries Development Bank of India	0.15%	ICRA AAA
Tata Motors Finance Limited	0.08%	CRISIL AA
NTPC Limited	0.00%	CRISIL AAA
<b>Banks</b>	<b>15.18%</b>	
ICICI Bank Limited	5.37%	
Axis Bank Limited	2.31%	
State Bank of India	2.25%	
HDFC Bank Limited	2.07%	
Kotak Mahindra Bank Limited	1.43%	
IndusInd Bank Limited	0.90%	
Bandhan Bank Limited	0.34%	
IDFC First Bank Limited	0.28%	
Canara Bank	0.17%	
City Union Bank Limited	0.07%	
<b>IT - Software</b>	<b>6.61%</b>	
Infosys Limited	2.51%	
LTIMindtree Ltd	1.35%	

Issuer	% to Net Assets	Rating
Coforge Limited	0.93%	
HCL Technologies Limited	0.88%	
Tata Consultancy Services Limited	0.54%	
Tech Mahindra Limited	0.36%	
CE Info Systems Limited	0.04%	
<b>Petroleum Products</b>	<b>6.55%</b>	
Reliance Industries Limited	5.94%	
Bharat Petroleum Corporation Limited	0.61%	
<b>Finance</b>	<b>6.42%</b>	
Housing Development Finance Corporation Limited	4.46%	
Bajaj Finance Limited	1.15%	
Bajaj Finserv Limited	0.59%	
Mahindra & Mahindra Financial Services Limited	0.11%	
Fusion Micro Finance Ltd	0.11%	
<b>MUTUAL FUNDS</b>	<b>6.39%</b>	
Aditya Birla Sun Life Money Manager Fund - Growth - Direct Plan	2.44%	
Aditya Birla Sun Life Liquid Fund - Growth - Direct Plan	2.04%	
Aditya Birla Sunlife Floating Rate Fund - Direct Plan - Growth	1.92%	
<b>Automobiles</b>	<b>3.17%</b>	
Maruti Suzuki India Limited	1.06%	
Mahindra & Mahindra Limited	0.94%	
Tata Motors Limited	0.70%	
Hero MotoCorp Limited	0.22%	
Bajaj Auto Limited	0.14%	
Tata Motors Limited	0.11%	
<b>Diversified FMCG</b>	<b>2.96%</b>	
ITC Limited	1.99%	
Hindustan Unilever Limited	0.96%	
<b>Pharmaceuticals &amp; Biotechnology</b>	<b>2.79%</b>	
Sun Pharmaceutical Industries Limited	0.96%	
Ajanta Pharmaceuticals Limited	0.50%	
Gland Pharma Limited	0.38%	
Sanofi India Limited	0.34%	
Dr. Reddys Laboratories Limited	0.22%	
Biocon Limited	0.18%	
Mankind Pharma Ltd	0.13%	
Cipla Limited	0.05%	
Lupin Limited	0.03%	
<b>Floating rates notes - Corporate</b>	<b>2.73%</b>	
Bharti Telecom Limited	1.56%	CRISIL AA+
Bharti Telecom Limited	0.78%	CRISIL AA+





Issuer	% to Net Assets	Rating
Vedanta Limited	0.39%	CRISIL AA
<b>● Transport Infrastructure</b>	<b>2.42%</b>	
Adani Ports and Special Economic Zone Limited	1.48%	
GMR Infrastructure Limited	0.64%	
IRB InvIT Fund	0.30%	
<b>● Insurance</b>	<b>2.42%</b>	
HDFC Life Insurance Company Limited	1.19%	
SBI Life Insurance Company Limited	0.86%	
ICICI Prudential Life Insurance Company Limited	0.25%	
Life Insurance Corp of India	0.11%	
<b>● Cement &amp; Cement Products</b>	<b>2.37%</b>	
Ambuja Cements Limited	0.74%	
UltraTech Cement Limited	0.71%	
ACC Limited	0.35%	
Grasim Industries Limited	0.35%	
J.K. Lakshmi Cement Limited	0.22%	
<b>● Personal Products</b>	<b>1.87%</b>	
Godrej Consumer Products Limited	0.67%	
Dabur India Limited	0.63%	
Emami Limited	0.35%	
Gillette India Limited	0.22%	
<b>● Telecom - Services</b>	<b>1.83%</b>	
Bharti Airtel Limited	1.03%	
Bharti Airtel Limited	0.55%	
Tata Communications Limited	0.25%	
<b>● Construction</b>	<b>1.56%</b>	
Larsen & Toubro Limited	1.49%	
GR Infraprojects Limited	0.06%	
Sadbhav Engineering Limited	0.01%	
<b>● Consumer Durables</b>	<b>1.41%</b>	
Crompton Greaves Consumer Electricals Limited	0.38%	
Voltas Limited	0.30%	
Havells India Limited	0.25%	
Akzo Nobel India Limited	0.22%	
Whirlpool of India Limited	0.21%	
Campus Activewear Limited	0.04%	
Asian Paints Limited	0.02%	
<b>● Auto Components</b>	<b>1.14%</b>	
Sona BLW Precision Forgings Limited	0.63%	
Samvardhana Motherson International Limited	0.51%	
<b>● Healthcare Services</b>	<b>1.12%</b>	
Apollo Hospitals Enterprise Limited	0.29%	
Syngene International Limited	0.24%	
Vijaya Diagnostic Centre Limited	0.23%	
METROPOLIS HEALTHCARE LIMITED	0.22%	
Fortis Healthcare Limited	0.14%	
<b>● Power</b>	<b>1.12%</b>	
NTPC Limited	1.00%	
CESC Limited	0.12%	
<b>● Industrial Products</b>	<b>1.01%</b>	
Bharat Forge Limited	0.35%	
POLYCAB INDIA Limited	0.27%	
Mold-Tek Packaging Limited	0.20%	
IFGL Refractories Limited	0.20%	
<b>● Beverages</b>	<b>0.92%</b>	
United Spirits Limited	0.92%	
<b>● Food Products</b>	<b>0.85%</b>	
Britannia Industries Limited	0.70%	
Avanti Feeds Limited	0.09%	
Heritage Foods Limited	0.06%	
Nestle India Limited	0.01%	
<b>● Consumable Fuels</b>	<b>0.82%</b>	
Coal India Limited	0.82%	
<b>● Gas</b>	<b>0.77%</b>	
Indraprastha Gas Limited	0.55%	
Gujarat Gas Limited	0.22%	
<b>● Government Bond</b>	<b>0.75%</b>	
5.22% GOVERNMENT OF INDIA 15JUN25 G-SEC	0.75%	SOV
<b>● Money Market Instruments</b>	<b>0.74%</b>	
Panatone Finvest Limited	0.74%	CRISIL A1+
<b>● Ferrous Metals</b>	<b>0.74%</b>	

Issuer	% to Net Assets	Rating
NMDC Steel Ltd	0.35%	
Tata Steel Limited	0.25%	
JSW Steel Limited	0.07%	
Shyam Metalics & Energy Limited	0.06%	
<b>● Realty</b>	<b>0.71%</b>	
DLF Limited	0.71%	
<b>● Chemicals &amp; Petrochemicals</b>	<b>0.64%</b>	
SRF Limited	0.57%	
AETHER INDUSTRIES LTD	0.07%	
<b>● Retailing</b>	<b>0.64%</b>	
Aditya Birla Fashion and Retail Limited	0.30%	
FSN E-Commerce Ventures Limited	0.13%	
CarTrade Tech Limited	0.10%	
Vedant Fashions Private Limited	0.10%	
<b>● Transport Services</b>	<b>0.63%</b>	
InterGlobe Aviation Limited	0.43%	
Container Corporation of India Limited	0.20%	
<b>● Electrical Equipment</b>	<b>0.57%</b>	
Siemens Limited	0.57%	
<b>● Capital Markets</b>	<b>0.48%</b>	
HDFC ASSET MANAGEMENT COMPANY Limited	0.48%	
<b>● Non - Ferrous Metals</b>	<b>0.40%</b>	
Hindalco Industries Limited	0.40%	
<b>● Minerals &amp; Mining</b>	<b>0.40%</b>	
NMDC Limited	0.40%	
<b>● Leisure Services</b>	<b>0.39%</b>	
Jubilant Foodworks Limited	0.32%	
Restaurant Brands Asia Limited	0.07%	
<b>● Fertilizers &amp; Agrochemicals</b>	<b>0.26%</b>	
UPL Limited	0.26%	
<b>● Agricultural Food &amp; other Products</b>	<b>0.20%</b>	
Marico Limited	0.20%	
<b>● Aerospace &amp; Defense</b>	<b>0.06%</b>	
Hindustan Aeronautics Limited	0.06%	
<b>● Media</b>	<b>0.04%</b>	
Jagran Prakashan Limited	0.04%	
<b>● INDEX OPTION</b>	<b>0.01%</b>	
Nifty 50 Index	0.01%	
<b>● INDEX FUTURE</b>	<b>-4.45%</b>	
Nifty 50 Index	-4.45%	
<b>● EQUITY FUTURE</b>	<b>-8.29%</b>	
Cipla Limited	0.23%	
Bajaj Auto Limited	0.07%	
POLYCAB INDIA Limited	0.05%	
ACC Limited	-0.01%	
Nestle India Limited	-0.01%	
Asian Paints Limited	-0.02%	
Apollo Hospitals Enterprise Limited	-0.02%	
Lupin Limited	-0.03%	
UltraTech Cement Limited	-0.03%	
JSW Steel Limited	-0.07%	
Grasim Industries Limited	-0.08%	
Tech Mahindra Limited	-0.09%	
DLF Limited	-0.11%	
Ambuja Cements Limited	-0.12%	
Maruti Suzuki India Limited	-0.15%	
Canara Bank	-0.17%	
Bharat Petroleum Corporation Limited	-0.17%	
ICICI Bank Limited	-0.19%	
UPL Limited	-0.26%	
HDFC Bank Limited	-0.29%	
Siemens Limited	-0.30%	
HDFC Life Insurance Company Limited	-0.30%	
Kotak Mahindra Bank Limited	-0.34%	
LTIMindtree Ltd	-0.45%	
Bajaj Finserv Limited	-0.59%	
GMR Infrastructure Limited	-0.65%	
Adani Ports and Special Economic Zone Limited	-1.31%	
Reliance Industries Limited	-2.90%	
<b>Cash &amp; Current Assets</b>	<b>13.79%</b>	
<b>Total Net Assets</b>	<b>100.00%</b>	



## Investment Performance

NAV as on May 31, 2023: ₹ 78.6500

Inception - Apr 25, 2000	Since Inception	5 Years	3 Years	1 Year
Aditya Birla Sun Life Balanced Advantage Fund	9.33%	9.35%	16.63%	10.68%
Value of Std Investment of ₹ 10,000	78650	15639	15879	11068
Benchmark - CRISIL Hybrid 50+50 - Moderate Index	NA	10.89%	15.92%	10.95%
Value of Std Investment of ₹ 10,000	NA	16774	15587	11095
Additional Benchmark - S&P BSE SENSEX TRI	13.73%	13.48%	26.02%	14.05%
Value of Std Investment of ₹ 10,000	195588	18827	20037	11405

Past performance may or may not be sustained in future. The above performance is of Regular Plan - Growth Option. Kindly note that different plans have different expense structure. Load and Taxes are not considered for computation of returns. When scheme/additional benchmark returns are not available, they have not been shown. Total Schemes Co-Managed by Fund Managers is 1. Total Schemes managed by Mr. Mohit Sharma is 20. Total Schemes managed by Mr. Vishal Gajwani is 2. Total Schemes managed by Mr. Lovelish Solanki is 3 Refer annexure on page no. 169-170 to know more on performance of schemes managed by Fund Managers.

Note: The exit load (if any) rate levied at the time of redemption/switch-out of units will be the rate prevailing at the time of allotment of the corresponding units. Customers may request for a separate Exit Load Applicability Report by calling our toll free numbers 1800-270-7000 or from any of our Investor Service Centers.



## NAV of Plans / Options (₹)

	Regular Plan	Direct Plan
Growth	78.6500	87.1700
IDCW <sup>#</sup> :	23.0400	25.5700

<sup>#</sup>Income Distribution cum capital withdrawal



## SIP Performance - Regular Plan - Growth (assuming SIP of ₹ 10000 per month)

Particulars	Since Inception	5 years	3 years	1 Year
Total Amount Invested (₹)	2770000	600000	360000	120000
Market Value of amount Invested	12100261	782364	418128	127167
Scheme Returns (CAGR)	11.24%	10.57%	9.99%	11.31%
CRISIL Hybrid 50+50 - Moderate Index returns# (CAGR)	NA	11.40%	10.14%	11.12%
S&P BSE SENSEX TRI returns## (CAGR)	15.53%	15.14%	14.93%	13.79%

Date of First Installment: May 01, 2000 & Scheme Inception Date: April 25, 2000. Past Performance may or may not be sustained in future.

# Scheme Benchmark, ## Additional Benchmark

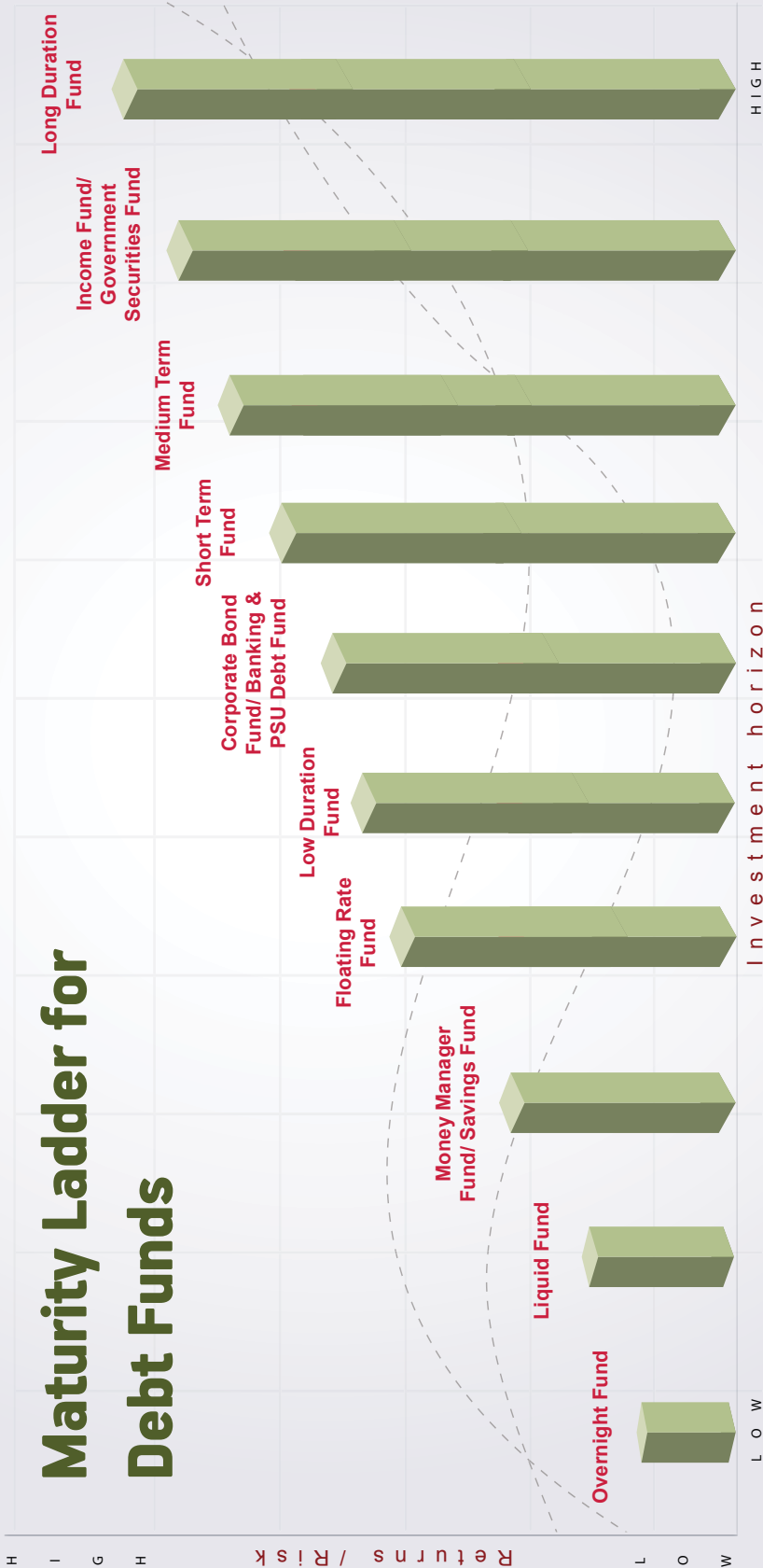
For SIP calculations above, the data assumes the investment of ₹ 10000/- on 1st day of every month or the subsequent working day. Load & Taxes are not considered for computation of returns. Performance for IDCW option would assume reinvestment of tax free IDCW declared at the then prevailing NAV. CAGR returns are computed after accounting for the cash flow by using XIRR method (investment internal rate of return). Where Benchmark returns are not available, they have not been shown. Past performance may or may not be sustained in future. Returns greater than 1 year period are compounded annualized. IDCW are assumed to be reinvested and bonus is adjusted. Load is not taken into consideration. For SIP returns, monthly investment of equal amounts invested on the 1<sup>st</sup> day of every month has been considered.

Company Name	ISIN	YTM	YTC
State Bank of India - Tier II - Basel III **	INE062A08264	6.52%	7.69%

\*\* Represents thinly traded/ non traded securities and illiquid securities.



# Maturity Ladder for Debt Funds



The Category ladder recommendation mentioned are based on the categorisation of the schemes and the general duration run in the category. Investors are requested to consult their financial advisors & refer to scheme related documents carefully before investing.

Mutual fund investments are subject to market risks, read all scheme related documents carefully.



@abslmutualfund



@abslmf



<https://mutualfund.adityabirlacapital.com>



An open ended debt scheme investing in overnight securities. A relatively low interest rate risk and relatively low credit risk.



### Fund Details

#### Investment Objective

To generate reasonable income through investments in debt securities, Money Market Instruments & Triparty Repos having maturity of 1 day. The Scheme does not guarantee/indicate any returns. There can be no assurance that the schemes' objectives will be achieved.

#### Fund Manager

Mr. Kaustubh Gupta

#### Date of Allotment

November 1, 2018

#### Benchmark

CRISIL Liquid Overnight Index

#### Managing Fund Since

November 1, 2018

#### Experience in Managing the Fund

4.6 years

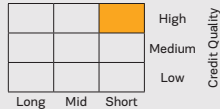
#### Fund Category

Overnight Fund (Debt)

#### Scheme Rating

[ICRA]A1+mfs/ Care A1+ mfs

#### Investment Style



#### Load Structure (as % of NAV) (Incl. for SIP)

Entry Load Nil  
Exit Load Nil

#### AUM

Monthly Average AUM ₹ 11140.80 Crores  
AUM as on last day ₹ 8923.34 Crores

#### Total Expense Ratio (TER)

Regular 0.17%  
Direct 0.07%  
Including additional expenses and goods and service tax on management fees.



CLICK HERE

#### Other Parameters

Modified Duration	0.01 years
Average Maturity	0.01 years
Yield to Maturity	6.29%
Macaulay Duration	0.01 years
Portfolio Turnover	0.00

#### Application Amount for fresh subscription

₹ 500 (plus in multiples of ₹ 500)

#### Min. Addl. Investment

₹ 500 (plus in multiples of ₹ 500)

## PORTFOLIO

Issuer	% to Net Assets	Rating
<b>TREASURY BILLS</b>	<b>5.78%</b>	
Government of India	3.85%	SOV
Government of India	1.10%	SOV
Government of India	0.83%	SOV
<b>Cash &amp; Current Assets</b>	<b>94.22%</b>	
<b>Total Net Assets</b>	<b>100.00%</b>	



#### Rating Profile of Portfolio



■ Cash & Current Assets



#### Investment Performance

NAV as on May 31, 2023: ₹ 1219.0984

	Since Inception	5 Years	3 Years	1 Year
Inception - November 1, 2018				
Aditya Birla Sun Life Overnight Fund	4.42%	NA	4.02%	5.83%
Value of Std Investment of ₹ 10,000	12191	NA	11255	10583
Benchmark - CRISIL Liquid Overnight Index	4.59%	NA	4.20%	6.01%
Value of Std Investment of ₹ 10,000	12283	NA	11313	10601
Additional Benchmark - CRISIL 1 Year T-Bill Index	5.59%	NA	4.20%	6.26%
Value of Std Investment of ₹ 10,000	12829	NA	11313	10626

Past performance may or may not be sustained in future. The above performance is of Regular Plan - Growth Option. Kindly note that different plans have different expense structure. Load and Taxes are not considered for computation of returns. When scheme/additional benchmark returns are not available, they have not been shown. Total Schemes managed by Mr. Kaustubh Gupta is 10. Refer annexure on page no. 169-170 to know more on performance of schemes managed by Fund Managers. Note: The exit load (if any) rate levied at the time of redemption/switch-out of units will be the rate prevailing at the time of allotment of the corresponding units. Customers may request for a separate Exit Load Applicability Report by calling our toll free numbers 1800-270-7000 or from any of our Investor Service Centers.



#### NAV of Plans / Options (₹)^

	Regular Plan	Direct Plan
Growth	1219.0984	1225.7227
Daily IDCW <sup>2</sup> :	1000.0200	1000.0200
Weekly IDCW <sup>2</sup> :	1000.8595	1000.9237
Monthly IDCW <sup>2</sup> :	1000.8594	1000.8732

<sup>2</sup>Income Distribution cum capital withdrawal





### Fund Details

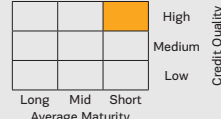
#### Investment Objective

The objective of the scheme is to provide reasonable returns at a high level of safety and liquidity through investment objective judicious investments in high quality debt and money market instruments.

#### Fund Category

Liquid Fund

#### Investment Style



#### Scheme Rating

[ICRA]A1+mfs/ Care A1+ mfs

#### Fund Manager

Mr. Kaustubh Gupta, Ms. Sunaina Da Cunha, Mr. Sanjay Pawar & Mr. Dhaval Joshi

#### Date of Allotment

June 16, 1997

#### Benchmark

CRISIL Liquid Debt B-I Index

#### Managing Fund Since

July 15, 2011, July 15, 2011, July 01, 2022 & November 21, 2022

#### Experience in Managing the Fund

11.9 years, 11.9 years, 0.9 Years & 0.5 Years

#### Load Structure (as % of NAV) (Incl. for SIP)

Entry Load	Nil	
Exit Load	Investor Exit upon subscription	Exit load as % of redemption proceeds
	Day 1	0.0070%
	Day 2	0.0065%
	Day 3	0.0060%
	Day 4	0.0055%
	Day 5	0.0050%
	Day 6	0.0045%
	Day 7	0.0000%

#### AUM

Monthly Average AUM	₹ 42288.64	Crores
AUM as on last day <sup>^</sup>	₹ 46218.49	Crores

<sup>^</sup>Net assets excludes aggregate investments by other schemes of Aditya Birla Sun Life Mutual Fund amounting to Rs. 28,860.02 Crs as on May 31, 2023.

#### Total Expense Ratio (TER)

Regular	0.34%
Direct	0.21%

Including additional expenses and goods and service tax on management fees.



#### Other Parameters

Modified Duration	0.12 years
Average Maturity	0.12 years
Yield to Maturity	6.96%
Macaulay Duration	0.12 years

#### Application Amount for fresh subscription

₹ 500 (plus in multiples of ₹ 500)

#### Min. Addl. Investment

₹ 500 (plus in multiples of ₹ 500)

#### SIP

Monthly: Minimum ₹ 500/-

## PORTFOLIO

Issuer	% to Net Assets	Rating
<b>● Money Market Instruments</b>	<b>76.61%</b>	
Punjab National Bank	3.71%	ICRA A1+
Reliance Industries Limited	3.18%	ICRA A1+
Small Industries Development Bank of India	3.17%	CRISIL A1+
DBS Bank Ltd/India	2.14%	CRISIL A1+
Reliance Retail Ventures Limited	2.12%	CRISIL A1+
Indian Bank	1.82%	CRISIL A1+
ICICI Securities Limited	1.71%	ICRA A1+
Sikka Ports and Terminals Limited	1.69%	CRISIL A1+
Punjab National Bank	1.48%	ICRA A1+
IDFC First Bank Limited	1.39%	CRISIL A1+
UCO Bank	1.29%	CRISIL A1+
L&T Metro Rail Hyderabad Ltd	1.28%	CRISIL A1+
Tata Power Renewable Energy Limited	1.27%	CRISIL A1+
IDFC First Bank Limited	1.07%	CRISIL A1+
Tata Power Company Limited	1.07%	CRISIL A1+
IDFC First Bank Limited	1.07%	CRISIL A1+
National Bank For Agriculture and Rural Development	1.07%	ICRA A1+
Cholamandalam Investment and Finance Company Limited	1.07%	ICRA A1+
IDFC First Bank Limited	1.07%	CRISIL A1+
IDFC First Bank Limited	1.07%	CRISIL A1+
ICICI Securities Limited	1.07%	ICRA A1+
Sikka Ports and Terminals Limited	1.06%	CRISIL A1+
Canara Bank	1.06%	CRISIL A1+
L&T Metro Rail Hyderabad Ltd	1.06%	CRISIL A1+
Small Industries Development Bank of India	1.02%	CRISIL A1+
National Bank For Agriculture and Rural Development	0.96%	ICRA A1+
Canara Bank	0.96%	CRISIL A1+
L&T Metro Rail Hyderabad Ltd	0.96%	CRISIL A1+
Canara Bank	0.95%	CRISIL A1+
Indian Bank	0.86%	CRISIL A1+
Indian Bank	0.86%	CRISIL A1+
Small Industries Development Bank of India	0.86%	CRISIL A1+
Punjab & Sind Bank	0.85%	ICRA A1+
TMF Holdings Limited	0.85%	ICRA A1+
Nirma Limited	0.81%	ICRA A1+
Tata Teleservices Maharashtra Limited	0.74%	CRISIL A1+
Tata Power Company Limited	0.74%	CRISIL A1+

Issuer	% to Net Assets	Rating
Tata Housing Development Company Limited	0.74%	CARE A1+
Canara Bank	0.69%	CRISIL A1+
Tata Motors Limited	0.64%	ICRA A1+
Birla Group Holdings Private Limited	0.63%	ICRA A1+
Bank of Baroda	0.59%	IND A1+
Sikka Ports and Terminals Limited	0.54%	CRISIL A1+
TVS Credit Services Limited	0.54%	ICRA A1+
Bank of Maharashtra	0.54%	CRISIL A1+
TVS Credit Services Limited	0.54%	ICRA A1+
Tata Power Company Limited	0.54%	CRISIL A1+
L&T Metro Rail Hyderabad Ltd	0.54%	CRISIL A1+
Larsen & Toubro Limited	0.53%	ICRA A1+
IndusInd Bank Limited	0.53%	CRISIL A1+
Barclays Bank PLC	0.53%	ICRA A1+
DBS Bank Ltd/India	0.53%	IND A1+
TVS Credit Services Limited	0.53%	ICRA A1+
Nirma Limited	0.47%	ICRA A1+
AU Small Finance Bank Limited	0.43%	CRISIL A1+
Axis Securities Limited	0.43%	ICRA A1+
Redington (India) Limited	0.43%	ICRA A1+
Poonawalla Fincorp Ltd	0.43%	CRISIL A1+
Hinduja Leyland Finance Limited	0.43%	CRISIL A1+
SBICAP Securities Limited	0.43%	ICRA A1+
JSW ENERGY LTD	0.43%	ICRA A1+
HDFC Securities Limited	0.43%	ICRA A1+
Hero Fincorp Limited	0.42%	ICRA A1+
Tata Motors Limited	0.42%	ICRA A1+
HDB Financial Services Limited	0.42%	CRISIL A1+
SBICAP Securities Limited	0.42%	ICRA A1+
Network 18 Media & Investments Limited	0.38%	IND A1+
Small Industries Development Bank of India	0.38%	CRISIL A1+
Hero Fincorp Limited	0.32%	ICRA A1+
Small Industries Development Bank of India	0.32%	CRISIL A1+
GIC Housing Finance Limited	0.32%	ICRA A1+
Punjab National Bank	0.32%	ICRA A1+
Hinduja Leyland Finance Limited	0.32%	CRISIL A1+
Tata Power Company Limited	0.32%	CRISIL A1+
Fedbank Financial Services Ltd	0.32%	ICRA A1+





Issuer	% to Net Assets	Rating
HDB Financial Services Limited	0.32%	CRISIL A1+
Canara Bank	0.32%	CRISIL A1+
Julius Baer Capital India Private Limited	0.27%	ICRA A1+
ICICI Home Finance Company Limited	0.26%	ICRA A1+
Standard Chartered Capital Limited	0.26%	ICRA A1+
Barclays Invest & Loans India Limited	0.25%	ICRA A1+
Godrej Properties Limited	0.21%	ICRA A1+
Godrej Properties Limited	0.21%	ICRA A1+
Godrej Properties Limited	0.21%	ICRA A1+
Godrej Properties Limited	0.21%	ICRA A1+
HDFC Securities Limited	0.21%	ICRA A1+
Axis Securities Limited	0.21%	ICRA A1+
Julius Baer Capital India Private Limited	0.21%	ICRA A1+
GIC Housing Finance Limited	0.21%	ICRA A1+
Bahadur Chand Investments Pvt Limited	0.21%	ICRA A1+
Tata Motors Finance Limited	0.21%	ICRA A1+
Tata Capital Financial Services Limited	0.21%	ICRA A1+
Barclays Invest & Loans India Limited	0.21%	ICRA A1+
Export Import Bank of India	0.21%	ICRA A1+
Barclays Invest & Loans India Limited	0.19%	ICRA A1+
HSBC InvestDirect Financial Services India Ltd	0.18%	CRISIL A1+
Standard Chartered Capital Limited	0.18%	ICRA A1+
Julius Baer Capital India Private Limited	0.16%	ICRA A1+
Godrej Industries Limited	0.16%	ICRA A1+
TV18 Broadcast Limited	0.16%	ICRA A1+
Godrej Industries Limited	0.16%	ICRA A1+
Godrej Properties Limited	0.16%	ICRA A1+
Godrej Properties Limited	0.16%	ICRA A1+
Godrej Industries Limited	0.16%	ICRA A1+
Godrej Properties Limited	0.16%	ICRA A1+
Godrej Properties Limited	0.16%	ICRA A1+
Godrej Industries Limited	0.16%	ICRA A1+
Godrej Industries Limited	0.16%	ICRA A1+
Bank of Baroda	0.16%	IND A1+
Godrej Properties Limited	0.16%	ICRA A1+
Godrej Properties Limited	0.16%	ICRA A1+
Godrej Industries Limited	0.16%	ICRA A1+
Godrej Finance Ltd	0.16%	CRISIL A1+
Barclays Invest & Loans India Limited	0.15%	ICRA A1+
Godrej Properties Limited	0.15%	ICRA A1+
Infina Finance Private Limited	0.14%	ICRA A1+
CaratLane Trading Pvt Ltd	0.12%	ICRA A1+
HSBC InvestDirect Financial Services India Ltd	0.12%	CRISIL A1+
Barclays Invest & Loans India Limited	0.11%	ICRA A1+

Issuer	% to Net Assets	Rating
Godrej Industries Limited	0.11%	ICRA A1+
Canara Bank	0.11%	CRISIL A1+
Birla Group Holdings Private Limited	0.11%	ICRA A1+
Blue Star Limited	0.11%	CRISIL A1+
Reliance Jio Infocomm Limited	0.11%	CRISIL A1+
The Federal Bank Limited	0.11%	CRISIL A1+
Housing Development Finance Corporation Limited	0.11%	ICRA A1+
HSBC InvestDirect Financial Services India Ltd	0.09%	CRISIL A1+
Aditya Birla Finance Limited	0.09%	ICRA A1+
HSBC InvestDirect Financial Services India Ltd	0.09%	CRISIL A1+
L&T Finance Limited	0.05%	ICRA A1+
Godrej Properties Limited	0.05%	ICRA A1+
<b>TREASURY BILLS</b>	<b>15.34%</b>	
Government of India	4.12%	SOV
Government of India	1.71%	SOV
Government of India	1.50%	SOV
Government of India	1.06%	SOV
Government of India	0.99%	SOV
Government of India	0.97%	SOV
Government of India	0.80%	SOV
Government of India	0.75%	SOV
Government of India	0.74%	SOV
Government of India	0.54%	SOV
Government of India	0.43%	SOV
Government of India	0.43%	SOV
Government of India	0.35%	SOV
Government of India	0.28%	SOV
Government of India	0.23%	SOV
Government of India	0.22%	SOV
Government of India	0.12%	SOV
Government of India	0.11%	SOV
<b>Fixed rates bonds - Corporate</b>	<b>0.69%</b>	
Sikka Ports and Terminals Limited	0.50%	CRISIL AAA
Housing Development Finance Corporation Limited	0.11%	ICRA AAA
Mahindra Rural Housing Finance Limited	0.09%	IND AA+
<b>State Government Bond</b>	<b>0.38%</b>	
7.78% UTTAR PRADESH 19JUN2026 SDL	0.17%	SOV
HARYANA 08.18% 15JUN2023 SDL	0.13%	SOV
7.63% RAJASTHAN 05JUN2023 SDL	0.08%	SOV
<b>Cash Management Bills</b>	<b>0.07%</b>	
Government of India	0.04%	SOV
Government of India	0.03%	SOV
<b>Cash &amp; Current Assets</b>	<b>6.91%</b>	
<b>Total Net Assets</b>	<b>100.00%</b>	

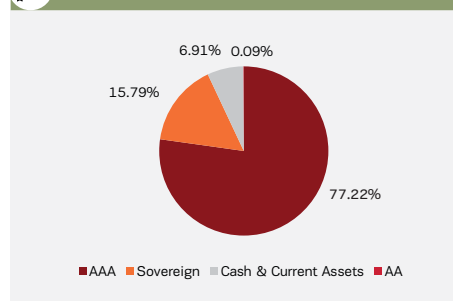
### Investment Performance

NAV as on May 31, 2023: ₹ 363.9955

Inception - June 16, 1997	Since Inception	5 Years	3 Years	1 Year
Aditya Birla Sun Life Liquid Fund	6.97%	5.28%	4.33%	6.29%
Value of Std Investment of ₹ 10,000	36400	12936	11357	10629
Benchmark - CRISIL Liquid Debt B-I Index	6.60%	5.44%	4.62%	6.43%
Value of Std Investment of ₹ 10,000	34091	13033	11452	10643
Additional Benchmark - CRISIL 1 Year T-Bill Index	5.89%	5.68%	4.20%	6.26%
Value of Std Investment of ₹ 10,000	30002	13182	11313	10626

Past performance may or may not be sustained in future. The above performance is of Regular Plan - Growth Option. Kindly note that different plans have different expense structure. Load and Taxes are not considered for computation of returns. When scheme/additional benchmark returns are not available, they have not been shown. Total Schemes Co-Managed by Fund Managers is 1. Total Schemes managed by Mr. Kaustubh Gupta is 10. Total Schemes managed by Ms. Sunaina Da Cunha is 5. Total Schemes managed by Mr. Sanjay Pawar is 2. Total Schemes managed by Mr. Dhaval Joshi is 47. Refer annexure on page no. 169-170 to know more on performance of schemes managed by Fund Managers. Note: The exit load (if any) rate levied at the time of redemption/switch-out of units will be the rate prevailing at the time of allotment of the corresponding units. Customers may request for a separate Exit Load Applicability Report by calling our toll free numbers 1800-270-7000 or from any of our Investor Service Centers. Other funds managed by Mr. Sanjay Pawar - Aditya Birla Sun Life CRISIL Liquid Overnight ETF

### Rating Profile of Portfolio



### NAV of Plans / Options (₹)

	Regular Plan	Retail Plan <sup>®</sup>	Institutional Plan	Direct Plan
Growth	363.9955	590.6878	606.1679	367.3983
IDCW <sup>§</sup> :	152.3055	-	-	199.4683
Weekly IDCW <sup>§</sup> :	100.3142	-	108.1722	100.3160
Daily IDCW <sup>§</sup> :	100.1950	163.6940	108.0230	100.1950

<sup>§</sup>Income Distribution cum capital withdrawal

<sup>^</sup>The Face Value per unit of all the plans/ options under Aditya Birla Sun Life Liquid Fund is ₹ 100/-

Note<sup>®</sup>: Retail Plan and Institutional Plan has been discontinued and does not accept fresh subscriptions/Switch in.





An open-ended debt scheme investing in money market instruments. A relatively low interest rate risk and moderate credit risk.



### Fund Details

#### Investment Objective

The primary objective of the scheme is to generate regular income through investment in a portfolio comprising money market instruments.

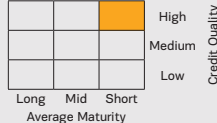
#### Fund Category

Money Market Fund

#### Scheme Rating

[ICRA]A1+mfs/ Care A1+ mfs

#### Investment Style



#### Fund Manager

Mr. Kaustubh Gupta, Mr. Mohit Sharma, Mr. Anuj Jain & Mr. Dhaval Joshi

#### Date of Allotment

June 05, 2003

#### Benchmark

NIFTY Money Market Index B-1

#### Managing Fund Since

July 15, 2011, April 01, 2017, March 22, 2021 & November 21, 2022

#### Experience in Managing the Fund

11.9 years, 6.2 years, 2.2 years & 0.5 Years

#### Load Structure (as % of NAV) (Incl. for SIP)

Entry Load	Nil
Exit Load	Nil

#### AUM

Monthly Average AUM	₹ 13097.81 Crores
AUM as on last day <sup>A</sup>	₹ 13278.68 Crores

<sup>A</sup>Net assets excludes aggregate investments by other schemes of Aditya Birla Sun Life Mutual Fund amounting to Rs. 1,21,746.90 Crs as on May 31, 2023.

#### Total Expense Ratio (TER)

Regular	0.33%
Direct	0.21%

Including additional expenses and goods and service tax on management fees.

#### SIP

Monthly: Minimum ₹ 1000/-

#### Other Parameters

Modified Duration	0.57 years
Average Maturity	0.58 years
Yield to Maturity	7.36%
Macaulay Duration	0.58 years

#### Application Amount for fresh subscription

₹ 1,000 (plus in multiples of ₹ 1)

#### Min. Addl. Investment

₹ 1,000 (plus in multiples of ₹ 1)

## PORTFOLIO

Issuer	% to Net Assets	Rating
<b>Money Market Instruments</b>	<b>82.07%</b>	
Housing Development Finance Corporation Limited	3.47%	ICRA A1+
National Bank For Agriculture and Rural Development	3.36%	ICRA A1+
Small Industries Development Bank of India	3.34%	CARE A1+
HDFC Bank Limited	3.29%	CARE A1+
<b>State Bank of India</b>	3.26%	CARE A1+
Indian Bank	2.62%	CRISIL A1+
Indian Bank	2.45%	CRISIL A1+
Godrej Consumer Products Limited	2.28%	ICRA A1+
The Federal Bank Limited	1.95%	CRISIL A1+
Bank of Baroda	1.83%	IND A1+
Indian Bank	1.63%	CRISIL A1+
Bharti Enterprises Limited	1.63%	CRISIL A1+
Housing Development Finance Corporation Limited	1.61%	ICRA A1+
Housing Development Finance Corporation Limited	1.61%	ICRA A1+
National Bank For Agriculture and Rural Development	1.48%	CRISIL A1+
National Bank For Agriculture and Rural Development	1.47%	ICRA A1+
Export Import Bank of India	1.47%	ICRA A1+
Bharti Enterprises Limited	1.35%	ICRA A1+
LIC Housing Finance Limited	1.34%	ICRA A1+
LIC Housing Finance Limited	1.32%	ICRA A1+
Axis Bank Limited	1.31%	ICRA A1+
Cholamandalam Investment and Finance Company Limited	1.30%	ICRA A1+
Motilal Oswal Financial Services Limited	1.18%	ICRA A1+
Bharti Enterprises Limited	1.16%	CRISIL A1+
Export Import Bank of India	1.14%	ICRA A1+
Union Bank of India	1.07%	ICRA A1+
Bahadur Chand Investments Pvt Limited	1.01%	ICRA A1+
IndusInd Bank Limited	1.01%	CRISIL A1+
Tata Teleservices Limited	1.00%	CRISIL A1+
Small Industries Development Bank of India	1.00%	CARE A1+
Axis Bank Limited	0.99%	IND A1+
Indian Bank	0.99%	CRISIL A1+
Panatone Finvest Limited	0.99%	CRISIL A1+

Issuer	% to Net Assets	Rating
Small Industries Development Bank of India	0.98%	CRISIL A1+
Bahadur Chand Investments Pvt Limited	0.98%	ICRA A1+
Small Industries Development Bank of India	0.98%	CRISIL A1+
Housing Development Finance Corporation Limited	0.94%	ICRA A1+
The Federal Bank Limited	0.85%	CRISIL A1+
Small Industries Development Bank of India	0.85%	CRISIL A1+
Standard Chartered Capital Limited	0.84%	ICRA A1+
Motilal Oswal Finvest Limited	0.69%	CRISIL A1+
Piramal Capital & Housing Finance Limited	0.68%	CARE A1+
Deutsche Investments India Private Limited	0.68%	ICRA A1+
Motilal Oswal Financial Services Limited	0.68%	ICRA A1+
<b>State Bank of India</b>	0.68%	CARE A1+
Axis Bank Limited	0.67%	ICRA A1+
The Federal Bank Limited	0.67%	CRISIL A1+
Kotak Mahindra Bank Limited	0.66%	CRISIL A1+
Godrej Properties Limited	0.66%	ICRA A1+
Infina Finance Private Limited	0.66%	ICRA A1+
Kotak Mahindra Bank Limited	0.66%	CRISIL A1+
Small Industries Development Bank of India	0.66%	CRISIL A1+
Housing Development Finance Corporation Limited	0.66%	ICRA A1+
Kotak Mahindra Bank Limited	0.65%	CRISIL A1+
Bahadur Chand Investments Pvt Limited	0.65%	ICRA A1+
Small Industries Development Bank of India	0.65%	CRISIL A1+
Axis Bank Limited	0.64%	ICRA A1+
Muthoot Finance Limited	0.58%	ICRA A1+
Standard Chartered Capital Limited	0.54%	ICRA A1+
Piramal Capital & Housing Finance Limited	0.52%	CARE A1+
Union Bank of India	0.51%	ICRA A1+
ICICI Bank Limited	0.51%	ICRA A1+
JM Financial Services Ltd	0.51%	ICRA A1+
Kotak Mahindra Bank Limited	0.49%	CRISIL A1+
Barclays Invest & Loans India Limited	0.49%	ICRA A1+
Tata Teleservices Maharashtra Limited	0.39%	CRISIL A1+
Housing Development Finance Corporation Limited	0.34%	ICRA A1+

An open-ended debt scheme investing in money market instruments. A relatively low interest rate risk and moderate credit risk.



Issuer	% to Net Assets	Rating
IGH Holdings Private Limited	0.33%	CRISIL A1+
Axis Bank Limited	0.33%	ICRA A1+
The Federal Bank Limited	0.33%	CRISIL A1+
Birla Group Holdings Private Limited	0.32%	ICRA A1+
Sharekhan Ltd	0.32%	ICRA A1+
Barclays Invest & Loans India Limited	0.24%	ICRA A1+
Axis Bank Limited	0.17%	ICRA A1+
Motilal Oswal Finvest Limited	0.17%	CRISIL A1+
Housing Development Finance Corporation Limited	0.17%	ICRA A1+
Axis Bank Limited	0.16%	ICRA A1+
The Federal Bank Limited	0.00%	CRISIL A1+
IDFC First Bank Limited	0.00%	CRISIL A1+
<b>TREASURY BILLS</b>	<b>15.30%</b>	
Government of India	3.38%	SOV
Government of India	1.69%	SOV
Government of India	1.67%	SOV
Government of India	1.58%	SOV
Government of India	1.35%	SOV
Government of India	1.31%	SOV
Government of India	1.03%	SOV
Government of India	1.03%	SOV
Government of India	0.68%	SOV
Government of India	0.49%	SOV

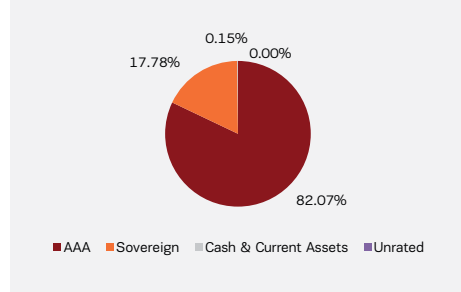
Issuer	% to Net Assets	Rating
Government of India	0.37%	SOV
Government of India	0.34%	SOV
Government of India	0.20%	SOV
Government of India	0.17%	SOV
<b>Government Bond</b>	<b>2.25%</b>	
7.68% GOI (MD 15/12/2023)	1.73%	SOV
07.32% GS 28JAN2024	0.52%	SOV
<b>State Government Bond</b>	<b>0.23%</b>	
7.78% UTTAR PRADESH 19JUN2026 SDL	0.23%	SOV
<b>Interest Rate Swaps</b>	<b>0.00%</b>	
Standard Chartered Bank	0.00%	
Standard Chartered Bank	0.00%	
Standard Chartered Bank	-0.00%	
Standard Chartered Bank	-0.00%	
BNP Paribas - Indian branches	-0.00%	
IDFC First Bank Limited	-0.00%	
Clearing Corporation of India Limited	-0.00%	
Clearing Corporation of India Limited	-0.00%	
ICICI Securities Primary Dealership Limited	-0.00%	
Standard Chartered Bank	-0.00%	
<b>Cash &amp; Current Assets</b>	<b>0.15%</b>	
<b>Total Net Assets</b>	<b>100.00%</b>	

### Investment Performance NAV as on May 31, 2023: ₹ 317.1737

	Since Inception	5 Years	3 Years	1 Year
<b>Inception - June 05, 2003</b>				
<b>Aditya Birla Sun Life Money Manager Fund</b>	6.76%	6.30%	4.98%	6.72%
<b>Value of Std Investment of ₹ 10,000</b>	31717	13572	11574	10672
<b>Benchmark - NIFTY Money Market Index B-I</b>	7.45%	5.64%	4.59%	6.60%
<b>Value of Std Investment of ₹ 10,000</b>	35528	13157	11444	10660
<b>Additional Benchmark - CRISIL 1 Year T-Bill Index</b>	6.05%	5.68%	4.20%	6.26%
<b>Value of Std Investment of ₹ 10,000</b>	28210	13182	11315	10626

Past performance may or may not be sustained in future. The above performance is of Regular Plan - Growth Option. Kindly note that different plans have different expense structure. Load and Taxes are not considered for computation of returns. When scheme/additional benchmark returns are not available, they have not been shown. Total Schemes Co-Managed by Fund Managers is 1. Total Schemes managed by Mr. Kaustubh Gupta is 10. Total Schemes managed by Mr. Mohit Sharma is 20. Total Schemes managed by Mr. Anuj Jain is 1. Total Schemes managed by Mr. Dhaval Joshi is 47. Refer annexure on page no. 169-170 to know more on performance of schemes managed by Fund Managers. Note: The exit load (if any) rate levied at the time of redemption/switch-out of units will be the rate prevailing at the time of allotment of the corresponding units. Customers may request for a separate Exit Load Applicability Report by calling our toll free numbers 1800-270-7000 or from any of our Investor Service Centers.

### Rating Profile of Portfolio



### SIP Performance - Regular Plan - Growth (assuming SIP of ₹ 10000 per month)

Particulars	Since Inception	5 years	3 years	1 Year
<b>Total Amount Invested (₹)</b>	2120000	600000	360000	120000
<b>Market Value of amount Invested</b>	4139361	692561	390673	124661
<b>Scheme Returns (CAGR)</b>	7.10%	5.68%	5.40%	7.32%
<b>NIFTY Money Market Index B-I returns#(CAGR)</b>	7.09%	5.21%	5.22%	7.18%
<b>CRISIL 1 Year T-Bill Index returns## (CAGR)</b>	6.15%	5.07%	4.75%	6.80%

Date of First Installment: July 01, 2003 & Scheme Inception Date: June 05, 2003. Past Performance may or may not be sustained in future.  
**# Scheme Benchmark, ## Additional Benchmark**  
 For SIP calculations above, the data assumes the investment of ₹ 10000/- on 1st day of every month or the subsequent working day. Load & Taxes are not considered for computation of returns. Performance for IDCW option would assume reinvestment of tax free IDCW declared at the then prevailing NAV. CAGR returns are computed after accounting for the cash flow by using XIRR method (investment internal rate of return). Where Benchmark returns are not available, they have not been shown. **Past performance may or may not be sustained in future.** Returns greater than 1 year period are compounded annualized. IDCW are assumed to be reinvested and bonus is adjusted. Load is not taken into consideration. For SIP returns, monthly investment of equal amounts invested on the 1<sup>st</sup> day of every month has been considered.

### NAV of Plans / Options (₹)

	Regular Plan	Retail Plan*	Direct Plan
<b>Growth</b>	317.1737	390.9208	320.4444
<b>Daily IDCW<sup>‡</sup>:</b>	100.1064	100.1064	100.1064
<b>Weekly IDCW<sup>‡</sup>:</b>	100.2090	103.8334	100.2107

\*Income Distribution cum capital withdrawal  
<sup>‡</sup>The Face Value per unit of all the plans/ options under Aditya Birla Sun Life Money Manager Fund is ₹ 100/-  
 Note: Retail Plan and Institutional Plan has been discontinued and does not accept fresh subscriptions/Switch in.

An open ended low duration debt scheme investing in instruments such that Macaulay duration of the portfolio is between 6 months and 12 months. A relatively low interest rate risk and moderate credit risk.



### Fund Details

#### Investment Objective

The objective of the scheme is to provide income which is consistent with a portfolio through investments in a basket of Investment Objective debt and money market instruments of short maturities with a view to provide reasonable returns.

#### Fund Manager

Mr. Kaustubh Gupta, Mr. Mohit Sharma & Mr. Dhaval Joshi

#### Date of Allotment

May 14, 1998

#### Benchmark

CRISIL Low Duration Debt B-I Index

#### Managing Fund Since

July 15, 2011, April 01, 2017 & November 21, 2022

#### Experience in Managing the Fund

11.9 years, 6.2 years & 0.5 Years.

#### SIP

Monthly: Minimum ₹ 100/-

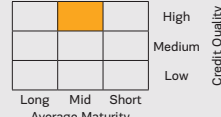
#### Fund Category

Low Duration Fund

#### Scheme Rating

[ICRA]AAAams

#### Investment Style



#### Load Structure (as % of NAV) (Incl. for SIP)

Entry Load	Nil
Exit Load	Nil

#### AUM

Monthly Average AUM	₹ 12068.36	Crores
AUM as on last day	₹ 10512.25	Crores

#### Total Expense Ratio (TER)

Regular	1.17%
Direct	0.39%

Including additional expenses and goods and service tax on management fees.



#### Other Parameters

Modified Duration	0.93 years
Average Maturity	1.06 years
Yield to Maturity	7.79%
Macaulay Duration	0.99 years

#### Application Amount for fresh subscription

₹ 100 (plus in multiples of ₹ 1)

#### Min. Addl. Investment

₹ 100 (plus in multiples of ₹ 1)

## PORTFOLIO

Issuer	% to Net Assets	Rating
<b>Money Market Instruments</b>	<b>41.69%</b>	
Axis Bank Limited	4.44%	ICRA A1+
Kotak Mahindra Bank Limited	3.55%	CRISIL A1+
Housing Development Finance Corporation Limited	3.54%	ICRA A1+
Housing Development Finance Corporation Limited	2.56%	ICRA A1+
Housing Development Finance Corporation Limited	2.24%	ICRA A1+
Axis Bank Limited	1.93%	ICRA A1+
ICICI Bank Limited	1.93%	ICRA A1+
Axis Bank Limited	1.82%	ICRA A1+
Axis Bank Limited	1.82%	IND A1+
National Bank For Agriculture and Rural Development	1.80%	ICRA A1+
State Bank of India	1.80%	CARE A1+
National Bank For Agriculture and Rural Development	1.80%	ICRA A1+
Kotak Mahindra Bank Limited	1.57%	CRISIL A1+
Export Import Bank of India	1.35%	ICRA A1+
Export Import Bank of India	0.94%	ICRA A1+
HDFC Bank Limited	0.92%	IND A1+
Small Industries Development Bank of India	0.91%	CRISIL A1+
Small Industries Development Bank of India	0.91%	CARE A1+
Kotak Mahindra Bank Limited	0.90%	CRISIL A1+
Toyota Financial Services India Ltd	0.88%	ICRA A1+
IndusInd Bank Limited	0.68%	CRISIL A1+
Small Industries Development Bank of India	0.58%	CRISIL A1+
Housing Development Finance Corporation Limited	0.51%	ICRA A1+
IGH Holdings Private Limited	0.46%	CRISIL A1+
Barclays Invest & Loans India Limited	0.46%	ICRA A1+
Housing Development Finance Corporation Limited	0.45%	ICRA A1+
Kotak Mahindra Bank Limited	0.45%	CRISIL A1+
Small Industries Development Bank of India	0.36%	CRISIL A1+
Small Industries Development Bank of India	0.23%	CARE A1+
Axis Bank Limited	0.10%	IND A1+
<b>Fixed rates bonds - Corporate</b>	<b>39.89%</b>	
State Bank of India	3.77%	CRISIL AAA
National Bank For Agriculture and Rural Development	2.81%	ICRA AAA

Issuer	% to Net Assets	Rating
National Housing Bank	2.39%	ICRA AAA
Bajaj Housing Finance Limited	2.14%	CRISIL AAA
Shriram Finance Ltd	1.92%	IND AA+
Housing Development Finance Corporation Limited	1.90%	ICRA AAA
HDB Financial Services Limited	1.89%	CRISIL AAA
Small Industries Development Bank of India	1.67%	CRISIL AAA
Embassy Office Parks REIT	1.65%	CRISIL AAA
National Housing Bank	1.43%	ICRA AAA
ICICI Home Finance Company Limited	1.43%	ICRA AAA
Embassy Office Parks REIT	1.40%	CRISIL AAA
National Bank For Agriculture and Rural Development	1.34%	CRISIL AAA
Tata Motors Finance Limited	1.19%	CRISIL AA
National Bank For Agriculture and Rural Development	1.17%	ICRA AAA
State Bank of India - Tier II - Basel III	1.10%	ICRA AAA
Muthoot Finance Limited	0.96%	ICRA AA+
Shriram Finance Ltd	0.85%	IND AA+
Housing Development Finance Corporation Limited	0.83%	ICRA AAA
Sundew Properties Limited	0.73%	CRISIL AAA
National Bank For Agriculture and Rural Development	0.72%	CRISIL AAA
National Bank For Agriculture and Rural Development	0.70%	ICRA AAA
Power Finance Corporation Limited	0.57%	ICRA AAA
Cholamandalam Investment and Finance Company Limited	0.56%	ICRA AA+
Adani Transmission Limited	0.48%	IND AA+
Small Industries Development Bank of India	0.47%	ICRA AAA
TMF Holdings Limited	0.47%	CRISIL AA
Jamnagar Utilities & Power Private Limited	0.38%	CRISIL AAA
National Bank For Agriculture and Rural Development	0.33%	ICRA AAA
HDB Financial Services Limited	0.29%	CRISIL AAA
HDFC Credila Financial Services Pvt Limited	0.28%	ICRA AAA
Summit Digital Infrastructure Private Limited	0.24%	CRISIL AAA
REC Limited	0.24%	CRISIL AAA
Sk Finance Ltd	0.24%	CRISIL A+
Tata Motors Finance Limited	0.23%	CRISIL AA
DLF Cyber City Developers Limited	0.22%	CRISIL AA

An open ended low duration debt scheme investing in instruments such that Macaulay duration of the portfolio is between 6 months and 12 months. A relatively low interest rate risk and moderate credit risk.

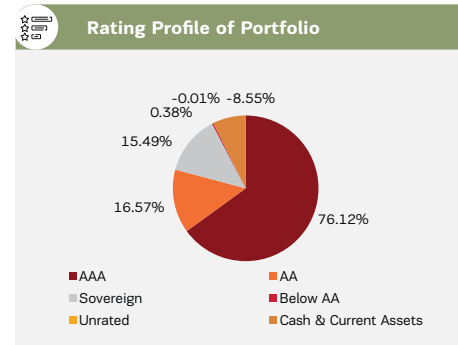


Issuer	% to Net Assets	Rating
National Bank For Agriculture and Rural Development	0.19%	CRISIL AAA
India Grid Trust	0.14%	CRISIL AAA
Arka Fincap Limited	0.14%	CRISIL AA-
TATA Realty & Infrastructure Limited	0.13%	ICRA AA+
Mahindra & Mahindra Financial Services Limited	0.10%	IND AAA
Small Industries Development Bank of India	0.07%	CARE AAA
Pipeline Infrastructure Limited	0.05%	CRISIL AAA
Nuvoco Vistas Corp Limited	0.05%	CRISIL AA
Housing Development Finance Corporation Limited	0.05%	ICRA AAA
<b>● Floating rates notes - Corporate</b>	<b>11.48%</b>	
JM Financial Credit Solutions Ltd	2.29%	ICRA AA
Shriram Finance Ltd	1.93%	IND AA+
Bharti Telecom Limited	1.43%	CRISIL AA+
Mahindra Rural Housing Finance Limited	1.20%	IND AA+
Vedanta Limited	1.18%	CRISIL AA
Bharti Telecom Limited	0.76%	CRISIL AA+
Sun Petrochemicals Pvt Ltd	0.47%	CRISIL AA
Cholamandalam Investment and Finance Company Limited	0.24%	ICRA AA+
DME Development Limited	0.20%	CRISIL AAA
DME Development Limited	0.20%	CRISIL AAA
DME Development Limited	0.20%	CRISIL AAA
DME Development Limited	0.20%	CRISIL AAA
DME Development Limited	0.20%	CARE AAA
DME Development Limited	0.20%	CRISIL AAA
DME Development Limited	0.20%	CRISIL AAA
DME Development Limited	0.20%	CRISIL AAA
DME Development Limited	0.20%	CRISIL AAA
DME Development Limited	0.20%	CRISIL AAA
<b>● TREASURY BILLS</b>	<b>10.66%</b>	
Government of India	2.36%	SOV
Government of India	2.33%	SOV
Government of India	1.18%	SOV
Government of India	1.03%	SOV
Government of India	0.95%	SOV
Government of India	0.94%	SOV
Government of India	0.94%	SOV
Government of India	0.93%	SOV
<b>● Government Bond</b>	<b>2.83%</b>	

Issuer	% to Net Assets	Rating
4.70% INDIA GOVT BOND 22SEP2033 FRB	2.52%	SOV
6.90% INDIA SPECIAL GOI BOND 04FEB2026	0.24%	SOV
8.24% GOI (MD 15/02/2027)	0.05%	SOV
07.32% GS 28JAN2024	0.03%	SOV
<b>● Cash Management Bills</b>	<b>1.71%</b>	
Government of India	0.38%	SOV
Government of India	0.23%	SOV
Government of India	0.23%	SOV
Government of India	0.22%	SOV
Government of India	0.21%	SOV
Government of India	0.15%	SOV
Government of India	0.14%	SOV
Government of India	0.09%	SOV
Government of India	0.05%	SOV
Government of India	0.01%	SOV
<b>● State Government Bond</b>	<b>0.29%</b>	
ANDHRA PRADESH 9.77% 28AUG2023 SDL	0.29%	SOV
<b>● Interest Rate Swaps</b>	<b>-0.01%</b>	
BNP Paribas - Indian branches	0.01%	
Standard Chartered Bank	0.00%	
Standard Chartered Bank	0.00%	
BNP Paribas - Indian branches	0.00%	
Standard Chartered Bank	0.00%	
BNP Paribas - Indian branches	0.00%	
Standard Chartered Bank	0.00%	
BNP Paribas - Indian branches	0.00%	
ICICI Securities Primary Dealership Limited	0.00%	
IDFC First Bank Limited	0.00%	
Standard Chartered Bank	0.00%	
BNP Paribas - Indian branches	-0.00%	
Standard Chartered Bank	-0.00%	
IDFC First Bank Limited	-0.00%	
BNP Paribas - Indian branches	-0.00%	
BNP Paribas - Indian branches	-0.00%	
BNP Paribas - Indian branches	-0.00%	
ICICI Securities Primary Dealership Limited	-0.00%	
Standard Chartered Bank	-0.00%	
<b>Cash &amp; Current Assets</b>	<b>-8.55%</b>	
<b>Total Net Assets</b>	<b>100.00%</b>	

Investment Performance		NAV as on May 31, 2023: ₹ 569.2822			
	Since Inception	5 Years	3 Years	1 Year	
<b>Inception - May 14, 1998</b>					
<b>Aditya Birla Sun Life Low Duration Fund</b>	7.19%	6.25%	5.03%	6.08%	
<b>Value of Std Investment of ₹ 10,000</b>	56928	13546	11588	10608	
<b>Benchmark - CRISIL Low Duration Debt B-I Index</b>	7.60%	6.40%	5.39%	7.04%	
<b>Value of Std Investment of ₹ 10,000</b>	62635	13638	11708	10704	
<b>Additional Benchmark - CRISIL 1 Year T-Bill Index</b>	6.38%	5.68%	4.20%	6.26%	
<b>Value of Std Investment of ₹ 10,000</b>	47146	13182	11315	10626	

Past performance may or may not be sustained in future. The above performance is of Regular Plan - Growth Option. Kindly note that different plans have different expense structure. Load and Taxes are not considered for computation of returns. When scheme/additional benchmark returns are not available, they have not been shown. Total Schemes Co-Managed by Fund Managers is 2. Total Schemes managed by Mr. Kaustubh Gupta is 10. Total Schemes managed by Mr. Mohit Sharma is 20. Total Schemes managed by Mr. Dhaval Joshi is 47. Refer annexure on page no. 169-170 to know more on performance of schemes managed by Fund Managers. Note: The exit load (if any) rate levied at the time of redemption/switch-out of units will be the rate prevailing at the time of allotment of the corresponding units. Customers may request for a separate Exit Load Applicability Report by calling our toll free numbers 1800-270-7000 or from any of our Investor Service Centers.



NAV of Plans / Options (₹)			
	Regular Plan	Institutional Plan	Direct Plan
<b>Growth</b>	569.2822	399.1594	620.2386
<b>Daily IDCW<sup>§</sup>:</b>	100.2261	100.2262	100.2261
<b>Weekly IDCW<sup>§</sup>:</b>	100.4626	-	100.6468

Company Name	ISIN	YTM	YTC
State Bank of India - Tier II - Basel III **	INE062A08165	8.78%	7.47%
State Bank of India - Tier II - Basel III **	INE062A08264	6.52%	7.69%

\*\* Represents thinly traded/ non traded securities and illiquid securities.

§ Income Distribution cum capital withdrawal

^ The Face Value per unit of all the plans/ options under Aditya Birla Sun Life Low Duration Fund is ₹ 100/-

Note: Institutional Plan has been discontinued and does not accept fresh subscriptions/Switch in.



An open ended ultra-short term debt scheme investing in instruments such that Macaulay duration of the portfolio is between 3 months and 6 months. A moderate interest rate risk and moderate credit risk.

### Fund Details

#### Investment Objective

The primary objective is to generate regular income through investments in debt and money market instruments. Income may be generated through the receipt of coupon payments or the purchase and sale of securities in the underlying portfolio. The scheme will under normal market conditions, invest its net assets in fixed income securities, money market instruments, cash and cash equivalents

#### Fund Manager

Mr. Kaustubh Gupta, Ms. Sunaina Da Cunha, Ms. Monika Gandhi & Mr. Dhaval Joshi

#### Date of Allotment

April 15, 2003

#### Benchmark

NIFTY Ultra Short Duration Debt Index B-I

#### Managing Fund Since

July 15, 2011, June 20, 2014, March 22, 2021 & November 21, 2022

#### Experience in Managing the Fund

11.9 years, 9.0 years, 2.2 years & 0.5 Years

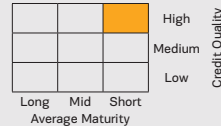
#### Fund Category

Ultra Short Duration Fund

#### Scheme Rating

[ICRA]A1+mfs/ Crisil AAAmfs

#### Investment Style



#### Load Structure (as % of NAV) (Incl. for SIP)

Entry Load	Nil
Exit Load	Nil

#### AUM

Monthly Average AUM	₹ 14717.94	Crores
AUM as on last day	₹ 15041.13	Crores

#### Total Expense Ratio (TER)

Regular	0.54%
Direct	0.34%

Including additional expenses and goods and service tax on management fees.

#### SIP

Monthly: Minimum ₹ 1,000/-



#### Other Parameters

Modified Duration	0.49 years
Average Maturity	0.52 years
Yield to Maturity	7.51%
Macaulay Duration	0.51 years

#### Application Amount for fresh subscription

₹ 1,000 (plus in multiples of ₹ 1)

#### Min. Addl. Investment

₹ 1,000 (plus in multiples of ₹ 1)

## PORTFOLIO

Issuer	% to Net Assets	Rating
<b>● Money Market Instruments</b>	<b>45.08%</b>	
Small Industries Development Bank of India	3.21%	CARE A1+
Union Bank of India	2.15%	ICRA A1+
Small Industries Development Bank of India	1.95%	CRISIL A1+
Union Bank of India	1.79%	ICRA A1+
Housing Development Finance Corporation Limited	1.75%	ICRA A1+
Axis Bank Limited	1.63%	ICRA A1+
Tata Teleservices Limited	1.57%	CRISIL A1+
Indian Bank	1.42%	CRISIL A1+
Motilal Oswal Financial Services Limited	1.31%	ICRA A1+
The Federal Bank Limited	1.29%	CRISIL A1+
Tata Projects Limited	1.29%	CRISIL A1+
Bank of Baroda	1.28%	IND A1+
Indian Bank	1.26%	CRISIL A1+
Punjab National Bank	1.26%	ICRA A1+
The Federal Bank Limited	1.26%	CRISIL A1+
Indian Bank	1.11%	CRISIL A1+
Axis Bank Limited	0.97%	ICRA A1+
Axis Bank Limited	0.95%	IND A1+
Godrej Consumer Products Limited	0.94%	ICRA A1+
Housing Development Finance Corporation Limited	0.93%	ICRA A1+
Reliance Jio Infocomm Limited	0.83%	CRISIL A1+
Canara Bank	0.82%	CRISIL A1+
Small Industries Development Bank of India	0.80%	CRISIL A1+
The Federal Bank Limited	0.78%	CRISIL A1+
Piramal Capital & Housing Finance Limited	0.66%	ICRA A1+
Canara Bank	0.65%	CRISIL A1+
Barclays Invest & Loans India Limited	0.65%	ICRA A1+
Cholamandalam Investment and Finance Company Limited	0.65%	ICRA A1+
IndusInd Bank Limited	0.65%	CRISIL A1+
Bank of Baroda	0.64%	IND A1+
Tata Teleservices Limited	0.64%	CRISIL A1+
Axis Bank Limited	0.64%	ICRA A1+
HDFC Bank Limited	0.63%	CARE A1+
Indian Bank	0.63%	CRISIL A1+
The Federal Bank Limited	0.52%	CRISIL A1+
Godrej Industries Limited	0.49%	ICRA A1+
The Federal Bank Limited	0.49%	CRISIL A1+
Kotak Mahindra Bank Limited	0.49%	ICRA A1+
Small Industries Development Bank of India	0.49%	CARE A1+
JM Financial Services Ltd	0.49%	ICRA A1+
Motilal Oswal Financial Services Limited	0.33%	ICRA A1+
Small Industries Development Bank of India	0.33%	CRISIL A1+
Small Industries Development Bank of India	0.33%	CRISIL A1+
State Bank of India	0.33%	CARE A1+

Issuer	% to Net Assets	Rating
Union Bank of India	0.33%	ICRA A1+
Axis Bank Limited	0.32%	ICRA A1+
Small Industries Development Bank of India	0.31%	CRISIL A1+
Cholamandalam Investment and Finance Company Limited	0.31%	ICRA A1+
Godrej Properties Limited	0.16%	ICRA A1+
Creamline Dairy Products Ltd	0.16%	CRISIL A1+
Kotak Mahindra Bank Limited	0.13%	CRISIL A1+
Muthoot Finance Limited	0.06%	ICRA A1+
<b>● Fixed rates bonds - Corporate</b>	<b>19.51%</b>	
Hindalco Industries Limited	2.33%	CARE AA+
National Bank For Agriculture and Rural Development	1.66%	CRISIL AAA
Tata Power Company Limited	1.00%	IND AA(CE)
Bharti Hexacom Limited	0.99%	CRISIL AA+
Small Industries Development Bank of India	0.93%	ICRA AAA
Muthoot Finance Limited	0.86%	ICRA AA+
Shriram Finance Ltd	0.67%	IND AA+
Bajaj Housing Finance Limited	0.66%	CRISIL AAA
Tata Motors Finance Solutions Limited	0.65%	CRISIL AA
TATA Realty & Infrastructure Limited	0.60%	ICRA AA+
Godrej Properties Limited	0.56%	ICRA AA+
Shriram Finance Ltd	0.53%	IND AA+
Power Finance Corporation Limited	0.50%	ICRA AAA
Cholamandalam Investment and Finance Company Limited	0.43%	ICRA AA+
Small Industries Development Bank of India	0.36%	ICRA AAA
Bharti Telecom Limited	0.33%	CRISIL AA+
Fullerton India Credit Company Limited	0.33%	CRISIL AAA
Muthoot Finance Limited	0.33%	ICRA AA+
Embassy Office Parks REIT	0.33%	CRISIL AAA
Embassy Office Parks REIT	0.33%	CRISIL AAA
Bharti Telecom Limited	0.33%	CRISIL AA+
Hinduja Leyland Finance Limited	0.33%	CRISIL AA
National Bank For Agriculture and Rural Development	0.33%	ICRA AAA
Muthoot Finance Limited	0.32%	ICRA AA+
National Bank For Agriculture and Rural Development	0.32%	CRISIL AAA
REC Limited	0.32%	ICRA AAA
National Bank For Agriculture and Rural Development	0.32%	ICRA AAA
Torrent Power Limited	0.29%	CRISIL AA+
REC Limited	0.29%	ICRA AAA
LIC Housing Finance Limited	0.26%	CRISIL AAA
Small Industries Development Bank of India	0.20%	ICRA AAA
Bharti Hexacom Limited	0.20%	CRISIL AA+
Bharti Telecom Limited	0.17%	CRISIL AA+
National Bank For Agriculture and Rural Development	0.17%	CRISIL AAA
Housing & Urban Development Corporation Limited	0.17%	ICRA AAA
Power Finance Corporation Limited	0.17%	ICRA AAA







An open ended ultra-short term debt scheme investing in instruments such that Macaulay duration of the portfolio is between 3 months and 6 months. A moderate interest rate risk and moderate credit risk.

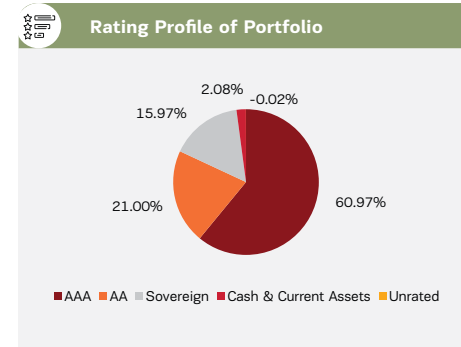


Issuer	% to Net Assets	Rating
Tata Motors Finance Limited	0.16%	CRISIL AA
Cholamandalam Financial Holdings Limited	0.16%	IND AA+
Bajaj Finance Limited	0.16%	CRISIL AAA
Adani Ports and Special Economic Zone Limited	0.13%	IND AA+
Larsen & Toubro Limited	0.10%	CRISIL AAA
Jamnagar Utilities & Power Private Limited	0.10%	CRISIL AAA
Cholamandalam Investment and Finance Company Limited	0.07%	ICRA AA+
Small Industries Development Bank of India	0.06%	CARE AAA
<b>● Floating rates notes - Corporate</b>	<b>17.14%</b>	
Housing Development Finance Corporation Limited	3.96%	ICRA AAA
Bharti Telecom Limited	2.17%	CRISIL AA+
Shriram Finance Ltd	1.83%	IND AA+
Reliance Industries Limited	1.67%	CRISIL AAA
Cholamandalam Investment and Finance Company Limited	1.65%	ICRA AA+
Housing Development Finance Corporation Limited	1.62%	ICRA AAA
Bharti Telecom Limited	1.00%	CRISIL AA+
Cholamandalam Investment and Finance Company Limited	0.83%	ICRA AA+
Cholamandalam Investment and Finance Company Limited	0.66%	ICRA AA+
Shriram Finance Ltd	0.41%	IND AA+
Shriram Finance Ltd	0.41%	CRISIL AA+
Sun Petrochemicals Pvt Ltd	0.33%	CRISIL AA
Tata Capital Financial Services Limited	0.33%	ICRA AAA
Mahindra Rural Housing Finance Limited	0.17%	IND AA+
Cholamandalam Investment and Finance Company Limited	0.10%	ICRA AA+
<b>● TREASURY BILLS</b>	<b>9.94%</b>	
Government of India	3.25%	SOV
Government of India	1.31%	SOV
Government of India	1.13%	SOV
Government of India	0.98%	SOV
Government of India	0.68%	SOV
Government of India	0.64%	SOV
Government of India	0.64%	SOV
Government of India	0.54%	SOV
Government of India	0.33%	SOV
Government of India	0.33%	SOV
Government of India	0.12%	SOV
<b>● State Government Bond</b>	<b>2.78%</b>	
7.77% KERALA 19JUN2023 SDL	0.80%	SOV
5.47% RAJASTHAN 03JUN2024 SDL	0.69%	SOV
6.83% RAJASTHAN SDL 25SEP23	0.66%	SOV
6.56% RAJASTHAN 30OCT2023 SDL	0.52%	SOV
TAMIL NADU 08.24% 09SEP25 SDL	0.03%	SOV
MAHARASHTRA 08.23% 09SEP25 SDL	0.03%	SOV
MAHARASHTRA 08.16% 23SEP25 SDL	0.03%	SOV
<b>● Cash Management Bills</b>	<b>1.92%</b>	
Government of India	0.34%	SOV
Government of India	0.30%	SOV
Government of India	0.28%	SOV
Government of India	0.27%	SOV
Government of India	0.22%	SOV

Issuer	% to Net Assets	Rating
Government of India	0.14%	SOV
Government of India	0.12%	SOV
Government of India	0.11%	SOV
Government of India	0.07%	SOV
Government of India	0.07%	SOV
Government of India	0.00%	SOV
<b>● Government Bond</b>	<b>1.33%</b>	
5.63% GOI 12APR2026	0.97%	SOV
8.83% GOI (MD 25/11/2023)	0.23%	SOV
7.68% GOI (MD 15/12/2023)	0.13%	SOV
<b>● Securitised Debt Amort</b>	<b>0.23%</b>	
First Business Receivables Trust	0.23%	CRISIL AAA(SO)
<b>● Interest Rate Swaps</b>	<b>-0.02%</b>	
Clearing Corporation of India Limited	0.00%	
Clearing Corporation of India Limited	0.00%	
Clearing Corporation of India Limited	0.00%	
Clearing Corporation of India Limited	0.00%	
Clearing Corporation of India Limited	0.00%	
IDFC First Bank Limited	0.00%	
Clearing Corporation of India Limited	0.00%	
Clearing Corporation of India Limited	0.00%	
Standard Chartered Bank	0.00%	
Clearing Corporation of India Limited	0.00%	
Standard Chartered Bank	0.00%	
Standard Chartered Bank	0.00%	
Standard Chartered Bank	0.00%	
Clearing Corporation of India Limited	-0.00%	
Clearing Corporation of India Limited	-0.00%	
BNP Paribas - Indian branches	-0.00%	
BNP Paribas - Indian branches	-0.00%	
BNP Paribas - Indian branches	-0.00%	
Standard Chartered Bank	-0.00%	
BNP Paribas - Indian branches	-0.00%	
ICICI Securities Primary Dealership Limited	-0.00%	
BNP Paribas - Indian branches	-0.00%	
BNP Paribas - Indian branches	-0.00%	
ICICI Bank Limited	-0.00%	
ICICI Securities Primary Dealership Limited	-0.00%	
Standard Chartered Bank	-0.00%	
<b>Cash &amp; Current Assets</b>	<b>2.08%</b>	
<b>Total Net Assets</b>	<b>100.00%</b>	

Investment Performance		NAV as on May 31, 2023: ₹ 469.9893			
Inception - Apr 15, 2003	Since Inception	5 Years	3 Years	1 Year	
<b>Aditya Birla Sun Life Savings Fund</b>	7.41%	6.42%	5.20%	6.38%	
<b>Value of Std Investment of ₹ 10,000</b>	42161	13652	11646	10638	
<b>Benchmark - NIFTY Ultra Short Duration Debt Index B-I</b>	7.54%	6.26%	5.11%	6.93%	
<b>Value of Std Investment of ₹ 10,000</b>	43206	13547	11614	10693	
<b>Additional Benchmark - CRISIL 1 Year T-Bill Index</b>	5.86%	5.68%	4.20%	6.26%	
<b>Value of Std Investment of ₹ 10,000</b>	31470	13182	11315	10626	

Past performance may or may not be sustained in future. The above performance is of Regular Plan - Growth Option. Kindly note that different plans have different expense structure. Load and Taxes are not considered for computation of returns. When scheme/additional benchmark returns are not available, they have not been shown. Total Schemes Co-Managed by Fund Managers is 1. Total Schemes managed by Mr. Kaustubh Gupta is 10. Total Schemes managed by Ms. Sunaina Da Cunha is 5. Total Schemes managed by Ms. Monika Gandhi is 1. Total Schemes managed by Mr. Dhaval Joshi is 47. Refer annexure on page no. 169-170 to know more on performance of schemes managed by Fund Managers. Note: The exit load (if any) rate levied at the time of redemption/switch-out of units will be the rate prevailing at the time of allotment of the corresponding units. Customers may request for a separate Exit Load Applicability Report by calling our toll free numbers 1800-270-7000 or from any of our Investor Service Centers.



NAV of Plans / Options (₹)			
	Regular Plan	Retail Plan*	Direct Plan
<b>Growth</b>	469.9893	454.7988	476.3286
<b>Daily IDCW\$:</b>	100.0459	100.0492	100.0461
<b>Weekly IDCW\$:</b>	100.3874	100.3881	100.4029

\*Income Distribution cum capital withdrawal  
 Note: Retail Plan has been discontinued and does not accept fresh subscriptions/Switch in.



An open ended debt scheme predominantly investing in floating rate instruments (including fixed rate instruments converted to floating rate exposures using swaps /derivatives. A relatively high interest rate risk and moderate credit risk.



### Fund Details

#### Investment Objective

The primary objective of the scheme is to generate regular income through investment in a portfolio comprising substantially of floating rate debt / money market instruments. The scheme may invest a portion of its net assets in fixed rate debt securities and money market instruments.

#### Fund Manager

Mr. Kaustubh Gupta, Mr. Harshil Suvarnkar & Mr. Dhaval Joshi

#### Date of Allotment

June 05, 2003

#### Benchmark

CRISIL Low Duration Debt Index

#### Managing Fund Since

June 20, 2014, March 22, 2021 & November 21, 2022

#### Experience in Managing the Fund

9.0 years, 2.2 years & 0.5 Years

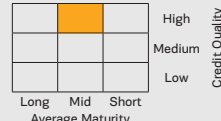
#### Fund Category

Floater Fund

#### Scheme Rating

[ICRA]AAAmf

#### Investment Style



#### Load Structure (as % of NAV) (Incl. for SIP)

Entry Load	Nil
Exit Load	Nil

#### AUM

Monthly Average AUM	₹ 11862.04	Crores
AUM as on last day^	₹ 11920.47	Crores

^Net assets excludes aggregate investments by other schemes of Aditya Birla Sun Life Mutual Fund amounting to Rs. 28,161.85 Crs as on May 31, 2023.

#### Total Expense Ratio (TER)

Regular	0.45%
Direct	0.23%

Including additional expenses and goods and service tax on management fees.

#### SIP

Monthly: Minimum ₹ 1,000/-



#### Other Parameters

Modified Duration	0.98 years
Average Maturity	1.11 years
Yield to Maturity	7.54%
Macaulay Duration	1.03 years

#### Application Amount for fresh subscription

₹ 1,000 (plus in multiples of ₹ 1)

#### Min. Addl. Investment

₹ 1,000 (plus in multiples of ₹ 1)

## PORTFOLIO

Issuer	% to Net Assets	Rating
<b>● Money Market Instruments</b>	<b>41.28%</b>	
Small Industries Development Bank of India	1.96%	CRISIL A1+
Indian Bank	1.75%	CRISIL A1+
Housing Development Finance Corporation Limited	1.75%	ICRA A1+
Housing Development Finance Corporation Limited	1.74%	ICRA A1+
Union Bank of India	1.57%	ICRA A1+
National Bank For Agriculture and Rural Development	1.55%	ICRA A1+
Small Industries Development Bank of India	1.37%	CARE A1+
HDFC Bank Limited	1.37%	CARE A1+
Axis Bank Limited	1.34%	ICRA A1+
Small Industries Development Bank of India	1.21%	CARE A1+
The Federal Bank Limited	1.16%	CRISIL A1+
National Bank For Agriculture and Rural Development	1.16%	ICRA A1+
Axis Bank Limited	1.16%	ICRA A1+
ICICI Securities Limited	1.16%	ICRA A1+
Union Bank of India	0.98%	ICRA A1+
Indian Bank	0.97%	CRISIL A1+
Export Import Bank of India	0.97%	ICRA A1+
Panatone Finvest Limited	0.90%	CRISIL A1+
Deutsche Investments India Private Limited	0.81%	ICRA A1+
Barclays Invest & Loans India Limited	0.78%	ICRA A1+
Axis Bank Limited	0.78%	IND A1+
Punjab National Bank	0.78%	CARE A1+
Punjab National Bank	0.78%	ICRA A1+
Export Import Bank of India	0.78%	ICRA A1+
Small Industries Development Bank of India	0.76%	CRISIL A1+
Toyota Financial Services India Ltd	0.76%	ICRA A1+
Union Bank of India	0.59%	IND A1+
Housing Development Finance Corporation Limited	0.58%	ICRA A1+
State Bank of India	0.58%	CARE A1+
Infina Finance Private Limited	0.58%	ICRA A1+
Small Industries Development Bank of India	0.58%	CARE A1+
Canara Bank	0.51%	CRISIL A1+
Small Industries Development Bank of India	0.40%	CRISIL A1+
Canara Bank	0.40%	CRISIL A1+
LIC Housing Finance Limited	0.39%	ICRA A1+
Kotak Mahindra Bank Limited	0.39%	CRISIL A1+
Housing Development Finance Corporation Limited	0.39%	ICRA A1+
Union Bank of India	0.39%	IND A1+
Small Industries Development Bank of India	0.39%	CRISIL A1+
National Bank For Agriculture and Rural Development	0.39%	ICRA A1+
Kotak Mahindra Bank Limited	0.38%	CRISIL A1+
Housing Development Finance Corporation Limited	0.38%	ICRA A1+
Union Bank of India	0.27%	ICRA A1+
Barclays Invest & Loans India Limited	0.23%	ICRA A1+

Issuer	% to Net Assets	Rating
ICICI Securities Limited	0.20%	ICRA A1+
Kotak Mahindra Bank Limited	0.20%	ICRA A1+
Axis Bank Limited	0.20%	ICRA A1+
Canara Bank	0.20%	CRISIL A1+
Small Industries Development Bank of India	0.20%	CARE A1+
Axis Bank Limited	0.20%	ICRA A1+
National Bank For Agriculture and Rural Development	0.20%	CRISIL A1+
Axis Bank Limited	0.20%	CRISIL A1+
Union Bank of India	0.19%	IND A1+
Tata Capital Financial Services Limited	0.19%	ICRA A1+
Kotak Mahindra Bank Limited	0.19%	CRISIL A1+
Union Bank of India	0.19%	IND A1+
Small Industries Development Bank of India	0.19%	CRISIL A1+
ICICI Securities Limited	0.19%	ICRA A1+
Housing Development Finance Corporation Limited	0.19%	ICRA A1+
HDFC Bank Limited	0.12%	IND A1+
Small Industries Development Bank of India	0.08%	CRISIL A1+
<b>● Fixed rates bonds - Corporate</b>	<b>31.96%</b>	
Fullerton India Credit Company Limited	2.75%	CRISIL AAA
National Bank For Agriculture and Rural Development	2.49%	ICRA AAA
State Bank of India - Tier II - Basel III	1.61%	ICRA AAA
National Bank For Agriculture and Rural Development	1.23%	CRISIL AAA
Embassy Office Parks REIT	1.22%	CRISIL AAA
Housing Development Finance Corporation Limited	1.19%	ICRA AAA
Power Finance Corporation Limited	1.02%	ICRA AAA
HDB Financial Services Limited	0.87%	CRISIL AAA
Mahindra & Mahindra Financial Services Limited	0.86%	CRISIL AAA
National Bank For Agriculture and Rural Development	0.86%	ICRA AAA
Tata Capital Financial Services Limited	0.83%	ICRA AAA
HDB Financial Services Limited	0.81%	CRISIL AAA
National Bank For Agriculture and Rural Development	0.74%	CRISIL AAA
Housing Development Finance Corporation Limited	0.69%	ICRA AAA
National Bank For Agriculture and Rural Development	0.62%	CRISIL AAA
Housing Development Finance Corporation Limited	0.61%	ICRA AAA
Housing Development Finance Corporation Limited	0.61%	ICRA AAA
LIC Housing Finance Limited	0.61%	CRISIL AAA
State Bank of India	0.56%	CRISIL AAA
National Bank For Agriculture and Rural Development	0.53%	CRISIL AAA
Small Industries Development Bank of India	0.49%	ICRA AAA
Small Industries Development Bank of India	0.45%	ICRA AAA
Kotak Mahindra Prime Limited	0.41%	CRISIL AAA
Small Industries Development Bank of India	0.41%	ICRA AAA
LIC Housing Finance Limited	0.41%	CRISIL AAA
Housing Development Finance Corporation Limited	0.41%	ICRA AAA
MindSpace Business Parks REIT	0.41%	CRISIL AAA



# Aditya Birla Sun Life Floating Rate Fund

An open ended debt scheme predominantly investing in floating rate instruments (including fixed rate instruments converted to floating rate exposures using swaps /derivatives. A relatively high interest rate risk and moderate credit risk.



Savings Solutions

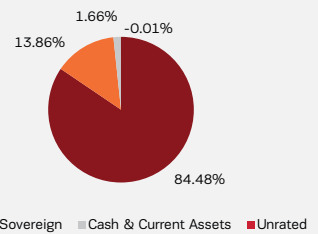
## Investment Performance

NAV as on May 31, 2023: ₹ 297.0347

Inception - June 05, 2003	Since Inception	5 Years	3 Years	1 Year
Aditya Birla Sun Life Floating Rate Fund	7.97%	6.77%	5.46%	6.69%
Value of Std Investment of ₹ 10,000	29703	13877	11733	10669
Benchmark - CRISIL Low Duration Debt Index	7.18%	6.69%	5.47%	6.93%
Value of Std Investment of ₹ 10,000	26748	13824	11735	10693
Additional Benchmark - CRISIL 1 Year T-Bill Index	6.04%	5.68%	4.20%	6.26%
Value of Std Investment of ₹ 10,000	23004	13182	11315	10626

Past performance may or may not be sustained in future. The above performance is of Regular Plan - Growth Option. Kindly note that different plans have different expense structure. Load and Taxes are not considered for computation of returns. When scheme/additional benchmark returns are not available, they have not been shown. Total Schemes Co-Managed by Fund Managers is 1. Total Schemes managed by Mr. Kaustubh Gupta is 10. Total Schemes managed Mr. Harshil Suvankar is 13. Total Schemes managed by Mr. Dhaval Joshi is 47. Refer annexure on page no. 169-170 to know more on performance of schemes managed by Fund Managers. Note: The exit load (if any) rate levied at the time of redemption/switch-out of units will be the rate prevailing at the time of allotment of the corresponding units. Customers may request for a separate Exit Load Applicability Report by calling our toll free numbers 1800-270-7000 or from any of our Investor Service Centers.

## Rating Profile of Portfolio



## NAV of Plans / Options (₹)^

	Regular Plan	Retail Plan®	Direct Plan
Growth	297.0347	429.6219	303.8835
Daily IDCW <sup>§</sup> :	100.2820	-	100.2820
Weekly IDCW <sup>§</sup> :	100.2666	100.3012	100.2711

<sup>§</sup>Income Distribution cum capital withdrawal

<sup>^</sup>The Face Value per unit of all the plans/ options under Aditya Birla Sun Life Floating Rate Fund is ₹ 100/-

Note@:Retail Plan has been discontinued and does not accept fresh subscriptions/Switch in.

Company Name	ISIN	YTM	YTC
State Bank of India - Tier II - Basel III **	INE062A08165	8.78%	7.47%
State Bank of India - Tier II - Basel III **	INE062A08264	6.52%	7.69%
State Bank of India - Tier II - Basel III **	INE062A08256	6.76%	7.68%

\*\* Represents thinly traded/ non traded securities and illiquid securities.





### Fund Details

#### Investment Objective

The investment objective of the scheme is to generate optimal returns with high liquidity through active management of Investment Objective the portfolio by investing in High Quality Debt and Money Market Instruments

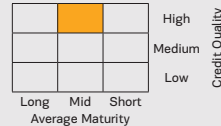
#### Fund Category

Corporate Bond Fund

#### Scheme Rating

[ICRA]AAAmfs

#### Investment Style



#### Fund Manager

Mr. Kaustubh Gupta & Mr. Dhaval Joshi

#### Date of Allotment

March 3, 1997

#### Benchmark

NIFTY Corporate Bond Index B-II

#### Managing Fund Since

April 12, 2021 & November 21, 2022

#### Experience in Managing the Fund

2.1 years & 0.5 years

#### Load Structure (as % of NAV) (Incl. for SIP)

Entry Load	Nil
Exit Load	Nil

#### AUM

Monthly Average AUM	₹ 16960.17	Crores
AUM as on last day	₹ 17236.57	Crores

#### Total Expense Ratio (TER)

Regular	0.45%
Direct	0.29%
Including additional expenses and goods and service tax on management fees.	

#### SIP

Monthly: Minimum ₹ 100/-

#### Other Parameters

Modified Duration	1.61 years
Average Maturity	2.12 years
Yield to Maturity	7.59%
Macaulay Duration	1.74 years

#### Application Amount for fresh subscription

₹ 100 (plus in multiples of ₹ 1)

#### Min. Addl. Investment

₹ 100 (plus in multiples of ₹ 1)

## PORTFOLIO

Issuer	% to Net Assets	Rating
<b>Fixed rates bonds - Corporate</b>	<b>67.53%</b>	
National Bank For Agriculture and Rural Development	3.84%	CRISIL AAA
National Housing Bank	3.58%	ICRA AAA
Mahindra & Mahindra Financial Services Limited	3.50%	IND AAA
Housing Development Finance Corporation Limited	2.33%	ICRA AAA
Sikka Ports and Terminals Limited	2.12%	CRISIL AAA
Small Industries Development Bank of India	2.10%	CRISIL AAA
Small Industries Development Bank of India	1.46%	ICRA AAA
Pipeline Infrastructure Limited	1.46%	CRISIL AAA
Small Industries Development Bank of India	1.45%	ICRA AAA
Sikka Ports and Terminals Limited	1.42%	CRISIL AAA
Small Industries Development Bank of India	1.39%	ICRA AAA
Embassy Office Parks REIT	1.29%	CRISIL AAA
Bajaj Housing Finance Limited	1.22%	CRISIL AAA
Housing Development Finance Corporation Limited	1.21%	ICRA AAA
Housing Development Finance Corporation Limited	1.18%	ICRA AAA
National Bank For Agriculture and Rural Development	1.16%	ICRA AAA
Larsen & Toubro Limited	1.02%	CRISIL AAA
Fullerton India Credit Company Limited	1.02%	CRISIL AAA
National Bank For Agriculture and Rural Development	1.02%	CRISIL AAA
HDB Financial Services Limited	0.96%	CRISIL AAA
Power Finance Corporation Limited	0.94%	ICRA AAA
National Bank For Agriculture and Rural Development	0.90%	CRISIL AAA
Summit Digital Infrastructure Private Limited	0.88%	CRISIL AAA
Oil & Natural Gas Corporation Limited	0.85%	ICRA AAA
HDFC Bank Limited	0.83%	CRISIL AAA
Bajaj Housing Finance Limited	0.82%	CRISIL AAA
Housing Development Finance Corporation Limited	0.82%	ICRA AAA
State Bank of India - Tier II - Basel III	0.79%	ICRA AAA
Bank of Baroda - Tier II - Basel III	0.78%	CARE AAA
HDB Financial Services Limited	0.75%	CRISIL AAA
Power Finance Corporation Limited	0.75%	ICRA AAA
Housing Development Finance Corporation Limited	0.72%	ICRA AAA
Summit Digital Infrastructure Private Limited	0.70%	CRISIL AAA
REC Limited	0.64%	ICRA AAA
Jamnagar Utilities & Power Private Limited	0.62%	CRISIL AAA
LIC Housing Finance Limited	0.59%	CRISIL AAA
L&T Finance Limited	0.58%	CARE AAA
Housing Development Finance Corporation Limited	0.58%	ICRA AAA
Tata Capital Limited	0.58%	CRISIL AAA
LIC Housing Finance Limited	0.58%	CRISIL AAA
Small Industries Development Bank of India	0.58%	ICRA AAA
Power Finance Corporation Limited	0.58%	ICRA AAA
Small Industries Development Bank of India	0.57%	ICRA AAA
REC Limited	0.56%	ICRA AAA

Issuer	% to Net Assets	Rating
Housing & Urban Development Corporation Limited	0.53%	ICRA AAA
Power Finance Corporation Limited	0.51%	ICRA AAA
Power Grid Corporation of India Limited	0.49%	ICRA AAA
National Bank For Agriculture and Rural Development	0.49%	ICRA AAA
REC Limited	0.49%	ICRA AAA
Small Industries Development Bank of India	0.43%	ICRA AAA
National Bank For Agriculture and Rural Development	0.42%	ICRA AAA
Mangalore Refinery and Petrochemicals Limited	0.42%	CARE AAA
HDFC Credila Financial Services Pvt Limited	0.41%	ICRA AAA
Sundaram Home Finance Limited	0.38%	ICRA AAA
Bajaj Housing Finance Limited	0.38%	CRISIL AAA
LIC Housing Finance Limited	0.38%	CRISIL AAA
Sundaram Home Finance Limited	0.35%	ICRA AAA
Housing Development Finance Corporation Limited	0.34%	ICRA AAA
Indian Railway Finance Corporation Limited	0.32%	CRISIL AAA
ICICI Home Finance Company Limited	0.32%	ICRA AAA
Indian Oil Corporation Limited	0.32%	CRISIL AAA
National Bank For Agriculture and Rural Development	0.29%	ICRA AAA
Embassy Office Parks REIT	0.29%	CRISIL AAA
LIC Housing Finance Limited	0.29%	CRISIL AAA
National Bank For Agriculture and Rural Development	0.29%	ICRA AAA
Mindspace Business Parks REIT	0.29%	CRISIL AAA
HDB Financial Services Limited	0.29%	CRISIL AAA
Tata Capital Limited	0.29%	CRISIL AAA
REC Limited	0.29%	ICRA AAA
Mahindra & Mahindra Financial Services Limited	0.29%	IND AAA
ICICI Home Finance Company Limited	0.29%	ICRA AAA
REC Limited	0.29%	ICRA AAA
Hindustan Petroleum Corporation Limited	0.26%	ICRA AAA
Bajaj Housing Finance Limited	0.23%	CRISIL AAA
Housing & Urban Development Corporation Limited	0.23%	ICRA AAA
Housing Development Finance Corporation Limited	0.23%	ICRA AAA
Sundaram Home Finance Limited	0.23%	ICRA AAA
Tata Capital Financial Services Limited	0.21%	ICRA AAA
Power Finance Corporation Limited	0.20%	ICRA AAA
Mahindra & Mahindra Financial Services Limited	0.20%	CRISIL AAA
India Grid Trust	0.20%	CRISIL AAA
REC Limited	0.18%	ICRA AAA
Bajaj Finance Limited	0.17%	CRISIL AAA
National Bank For Agriculture and Rural Development	0.17%	ICRA AAA
HDB Financial Services Limited	0.15%	CRISIL AAA
Housing & Urban Development Corporation Limited	0.14%	ICRA AAA
Housing Development Finance Corporation Limited	0.14%	ICRA AAA
National Bank For Agriculture and Rural Development	0.14%	ICRA AAA
Kotak Mahindra Prime Limited	0.14%	CRISIL AAA











An open ended short term debt scheme investing in instruments such that the Macaulay duration of the portfolio is between 1-3 years. A relatively high interest rate risk and moderate credit risk.

### Fund Details

#### Investment Objective

The investment objective of the Scheme is to generate income and capital appreciation by investing 100% of the corpus Investment Objective in a diversified portfolio of debt and money market securities.

#### Fund Manager

Mr. Kaustubh Gupta, Mr. Mohit Sharma & Mr. Dhaval Joshi

#### Date of Allotment

May 09, 2003

#### Benchmark

NIFTY Short Duration Debt Index B-II

#### Managing Fund Since

September 11, 2014, August 06, 2020 & November 21, 2022

#### Experience in Managing the Fund

8.7 years, 2.8 years & 0.5 years

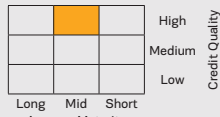
#### Fund Category

Short Duration Fund

#### Scheme Rating

[ICRA]AAAmfs

#### Investment Style



#### Load Structure (as % of NAV) (Incl. for SIP)

Entry Load	Nil
Exit Load	Nil

#### AUM

Monthly Average AUM	₹ 5571.98	Crores
AUM as on last day	₹ 6102.23	Crores

#### Total Expense Ratio (TER)

Regular	1.09%
Direct	0.38%
Including additional expenses and goods and service tax on management fees.	

#### SIP

Monthly: Minimum ₹ 1,000/-



#### Other Parameters

Modified Duration	1.99 years
Average Maturity	2.48 years
Yield to Maturity	7.61%
Macaulay Duration	2.10 years
Calculation of YTM doesn't include Stressed Assets (ITPCL, JRPICL & VIL). Refer the Annexure for Update on Stressed Assets.	

#### Application Amount for fresh subscription

₹ 1,000 (plus in multiples of ₹ 1)

#### Min. Addl. Investment

₹ 1,000 (plus in multiples of ₹ 1)

## PORTFOLIO

Issuer	% to Net Assets	Rating
<b>Fixed rates bonds - Corporate</b>	<b>54.38%</b>	
National Bank For Agriculture and Rural Development	4.95%	ICRA AAA
National Bank For Agriculture and Rural Development	3.29%	CRISIL AAA
Power Finance Corporation Limited	2.48%	ICRA AAA
Bajaj Housing Finance Limited	2.26%	CRISIL AAA
Sundew Properties Limited	1.64%	CRISIL AAA
Power Finance Corporation Limited	1.64%	ICRA AAA
Embassy Office Parks REIT	1.63%	CRISIL AAA
Sikka Ports and Terminals Limited	1.61%	CRISIL AAA
Small Industries Development Bank of India	1.59%	CARE AAA
Shriram Finance Ltd	1.47%	IND AA+
Tata Capital Financial Services Limited	1.24%	ICRA AAA
Summit Digital Infrastructure Private Limited	1.19%	CRISIL AAA
TMF Holdings Limited	1.13%	CRISIL AA
State Bank of India	1.08%	CRISIL AAA
TATA Realty & Infrastructure Limited	1.06%	ICRA AA+
Tata Capital Financial Services Limited	1.04%	ICRA AAA
State Bank of India - Tier II - Basel III	0.99%	CRISIL AAA
Sundaram Home Finance Limited	0.98%	ICRA AAA
Tata Motors Finance Limited	0.97%	CRISIL AA
Manappuram Finance Limited	0.89%	CRISIL AA
Embassy Office Parks REIT	0.89%	CRISIL AAA
Power Finance Corporation Limited	0.83%	ICRA AAA
Mindspace Business Parks REIT	0.83%	ICRA AAA
National Housing Bank	0.82%	ICRA AAA
Small Industries Development Bank of India	0.82%	CRISIL AAA
Small Industries Development Bank of India	0.82%	CRISIL AAA
Nuvoco Vistas Corp Limited	0.82%	CRISIL AA
Tata Capital Housing Finance Limited	0.82%	ICRA AAA
Adani Ports and Special Economic Zone Limited	0.82%	IND AA+
Manappuram Finance Limited	0.81%	CRISIL AA
TATA Realty & Infrastructure Limited	0.81%	ICRA AA+
State Bank of India - Tier II - Basel III	0.79%	ICRA AAA
Housing Development Finance Corporation Limited	0.72%	ICRA AAA

Issuer	% to Net Assets	Rating
State Bank of India - Tier II - Basel III	0.72%	ICRA AAA
Sundaram Home Finance Limited	0.65%	ICRA AAA
Bajaj Finance Limited	0.64%	CRISIL AAA
HDFC Credila Financial Services Pvt Limited	0.57%	ICRA AAA
Punjab National Bank - Tier II - Basel III	0.57%	IND AAA
ICICI Home Finance Company Limited	0.57%	ICRA AAA
Muthoot Finance Limited	0.49%	ICRA AA+
REC Limited	0.42%	ICRA AAA
Muthoot Finance Limited	0.41%	ICRA AA+
National Bank For Agriculture and Rural Development	0.41%	CRISIL AAA
Tata Projects Limited	0.41%	IND AA
LIC Housing Finance Limited	0.41%	CRISIL AAA
National Bank For Agriculture and Rural Development	0.41%	ICRA AAA
Housing Development Finance Corporation Limited	0.41%	ICRA AAA
Cholamandalam Financial Holdings Limited	0.41%	IND AA+
Oil & Natural Gas Corporation Limited	0.40%	ICRA AAA
Mindspace Business Parks REIT	0.40%	CRISIL AAA
National Bank For Agriculture and Rural Development	0.40%	ICRA AAA
Pipeline Infrastructure Limited	0.33%	CRISIL AAA
India Grid Trust	0.33%	CRISIL AAA
Power Finance Corporation Limited	0.25%	ICRA AAA
HDB Financial Services Limited	0.25%	CRISIL AAA
REC Limited	0.16%	CRISIL AAA
Tata Capital Financial Services Limited	0.16%	ICRA AAA
Reliance Industries Limited	0.16%	CRISIL AAA
Tata Capital Limited	0.16%	CRISIL AAA
Power Finance Corporation Limited	0.08%	ICRA AAA
National Bank For Agriculture and Rural Development	0.08%	CRISIL AAA
Jamnagar Utilities & Power Private Limited	0.02%	CRISIL AAA
<b>Government Bond</b>	<b>14.06%</b>	
7.26% GOVERNMENT OF INDIA 06FEB33	6.76%	SOV
7.06% GOI 10APR28	1.65%	SOV
4.70% INDIA GOVT BOND 22SEP2033 FRB	1.64%	SOV
7.10% GOVERNMENT OF INDIA 18APR29	1.48%	SOV





# Aditya Birla Sun Life Short Term Fund

An open ended short term debt scheme investing in instruments such that the Macaulay duration of the portfolio is between 1-3 years. A relatively high interest rate risk and moderate credit risk.



Savings Solutions

Issuer	% to Net Assets	Rating
7.38% GOI 20JUN2027	1.03%	SOV
6.90% INDIA SPECIAL GOI BOND 04FEB2026	0.88%	SOV
5.22% GOVERNMENT OF INDIA 15JUN25 G-SEC	0.32%	SOV
7.26% GOI 22AUG2032	0.25%	SOV
7.17% GOI (MD 08/01/2028)	0.05%	SOV
<b>Floating rates notes - Corporate</b>	<b>12.30%</b>	
Housing Development Finance Corporation Limited	2.44%	ICRA AAA
Shriram Finance Ltd	2.30%	IND AA+
Bharti Telecom Limited	1.64%	CRISIL AA+
Axis Finance Limited	1.31%	CRISIL AAA
Vedanta Limited	0.82%	CRISIL AA
Mahindra Rural Housing Finance Limited	0.49%	IND AA+
DME Development Limited	0.31%	CRISIL AAA
DME Development Limited	0.31%	CRISIL AAA
DME Development Limited	0.31%	CRISIL AAA
DME Development Limited	0.31%	CRISIL AAA
DME Development Limited	0.31%	CARE AAA
DME Development Limited	0.31%	CRISIL AAA
DME Development Limited	0.31%	CRISIL AAA
DME Development Limited	0.30%	CRISIL AAA
DME Development Limited	0.30%	CRISIL AAA
DME Development Limited	0.30%	CRISIL AAA
DME Development Limited	0.30%	CRISIL AAA
HDFC Credila Financial Services Pvt Limited	0.25%	CRISIL AAA
<b>Money Market Instruments</b>	<b>5.16%</b>	
Housing Development Finance Corporation Limited	1.52%	ICRA A1+
Axis Bank Limited	1.39%	ICRA A1+
Kotak Mahindra Bank Limited	0.77%	CRISIL A1+
HDFC Bank Limited	0.47%	CARE A1+
National Bank For Agriculture and Rural Development	0.39%	CRISIL A1+
National Bank For Agriculture and Rural Development	0.39%	ICRA A1+

Issuer	% to Net Assets	Rating
Export Import Bank of India	0.23%	ICRA A1+
<b>SECURITISED DEBT</b>	<b>2.87%</b>	
First Business Receivables Trust	1.24%	IND AAA(SO)
First Business Receivables Trust	1.20%	IND AAA(SO)
First Business Receivables Trust	0.42%	IND AAA(SO)
<b>Cash Management Bills</b>	<b>1.96%</b>	
Government of India	0.42%	SOV
Government of India	0.39%	SOV
Government of India	0.33%	SOV
Government of India	0.31%	SOV
Government of India	0.13%	SOV
Government of India	0.13%	SOV
Government of India	0.12%	SOV
Government of India	0.08%	SOV
Government of India	0.05%	SOV
<b>State Government Bond</b>	<b>1.42%</b>	
8.83% TAMIL NADU 11JUN2024 SDL	0.42%	SOV
KARNATAKA 09.01% 25JUN24 SDL	0.33%	SOV
8.21% HARAYANA 31MAR2024 SDL	0.33%	SOV
8.28% Tamilnadu SDL (MD 14/03/2028)	0.09%	SOV
8.06% HARYANA 04JUL2026 SDL	0.08%	SOV
8.32% UTTAR PRADESH 02JUN2025 SDL	0.08%	SOV
8.05% HARYANA 25FEB2025 SDL	0.07%	SOV
8.60% BIHAR 09MAR2026 SDL	0.01%	SOV
8.06% MAHARASHTRA 11FEB2025 SDL	0.00%	SOV
<b>Interest Rate Swaps</b>	<b>0.01%</b>	
BNP Paribas - Indian branches	0.01%	
IDFC First Bank Limited	-0.00%	
<b>Cash &amp; Current Assets</b>	<b>7.84%</b>	
<b>Total Net Assets</b>	<b>100.00%</b>	

## Investment Performance NAV as on May 31, 2023: ₹ 40.7615

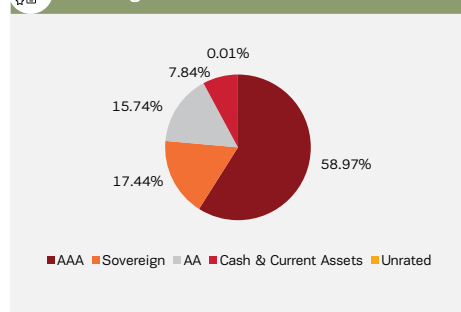
	Since Inception	5 Years	3 Years	1 Year
<b>Inception - May 09, 2003</b>				
<b>Aditya Birla Sun Life Short Term Fund</b>	7.25%	7.18%	6.33%	6.75%
<b>Value of Std Investment of ₹ 10,000</b>	40761	14145	12026	10675
<b>Benchmark - NIFTY Short Duration Debt Index B-II</b>	7.56%	7.12%	6.00%	7.42%
<b>Value of Std Investment of ₹ 10,000</b>	43201	14109	11913	10742
<b>Additional Benchmark - CRISIL 10 Year Gilt Index</b>	5.85%	6.84%	3.16%	10.04%
<b>Value of Std Investment of ₹ 10,000</b>	31303	13922	10979	11004

Past performance may or may not be sustained in future. The above performance is of Regular Plan - Growth Option. Kindly note that different plans have different expense structure. Load and Taxes are not considered for computation of returns. When scheme/additional benchmark returns are not available, they have not been shown. Total Schemes Co-Managed by Fund Managers is 2. Total Schemes managed by Mr. Kaustubh Gupta is 10. Total Schemes managed by Mr. Mohit Sharma is 20. Total Schemes managed by Mr. Dhaval Joshi is 47. Refer annexure on page no. 169-170 to know more on performance of schemes managed by Fund Managers. Note: The exit load (if any) rate levied at the time of redemption/switch-out of units will be the rate prevailing at the time of allotment of the corresponding units. Customers may request for a separate Exit Load Applicability Report by calling our toll free numbers 1800-270-7000 or from any of our Investor Service Centers.

Company Name	ISIN	YTM	YTC
State Bank of India - Tier II - Basel III **	INE062A08207	7.90%	7.58%
Punjab National Bank - Tier II - Basel III	INE160A08167	7.49%	7.88%
State Bank of India - Tier II - Basel III **	INE062A08256	6.76%	7.68%
State Bank of India - Tier II - Basel III **	INE062A08264	6.52%	7.69%
State Bank of India - Tier II - Basel III **	INE062A08165	8.78%	7.47%

\*\* Represents thinly traded/ non traded securities and illiquid securities.

## Rating Profile of Portfolio



## NAV of Plans / Options (₹)

	Regular Plan	Direct Plan
<b>Growth</b>	40.7615	43.5222
<b>IDCW<sup>5</sup>:</b>	16.9434	12.1717
<b>Quarterly IDCW<sup>5</sup>:</b>	10.7015	11.2010

<sup>5</sup>Income Distribution cum capital withdrawal



### Fund Details

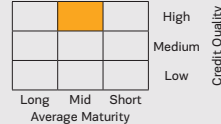
#### Investment Objective

To generate reasonable returns by primarily investing in debt and money market securities that are issued by Banks, Investment Objective Public Sector Undertakings (PSUs) and Public Financial Institutions (PFIs) in India.

#### Fund Category

Banking and PSU Fund

#### Investment Style



#### Scheme Rating

[ICRA]AAAmfs



#### Fund Manager

Mr. Kaustubh Gupta & Mr. Harshil Suvamkar

#### Date of Allotment

April 19, 2002

#### Benchmark

NIFTY Banking & PSU Debt Index

#### Managing Fund Since

September 29, 2009 & March 22, 2021

#### Experience in Managing the Fund

13.7 years & 2.2 years

#### SIP

Monthly: Minimum ₹ 1,000/-

#### Load Structure (as % of NAV) (Incl. for SIP)

Entry Load	Nil
Exit Load	Nil

#### AUM

Monthly Average AUM	₹ 8306.45	Crores
AUM as on last day	₹ 8331.08	Crores

#### Total Expense Ratio (TER)

Regular	0.71%
Direct	0.36%

Including additional expenses and goods and service tax on management fees.

#### Other Parameters

Modified Duration	2.43 years
Average Maturity	4.93 years
Yield to Maturity	7.45%
Macaulay Duration	2.60 years

#### Application Amount for fresh subscription

₹ 1,000 (plus in multiples of ₹ 1)

#### Min. Addl. Investment

₹ 1,000 (plus in multiples of ₹ 1)

## PORTFOLIO

Issuer	% to Net Assets	Rating
<b>Fixed rates bonds - Corporate</b>	<b>67.95%</b>	
Power Finance Corporation Limited	4.25%	ICRA AAA
National Housing Bank	3.61%	ICRA AAA
HDFC Bank Limited	3.22%	CRISIL AAA
Small Industries Development Bank of India	3.01%	CRISIL AAA
National Bank For Agriculture and Rural Development	2.47%	CRISIL AAA
Housing Development Finance Corporation Limited	2.11%	ICRA AAA
State Bank of India - Tier II - Basel III	2.02%	ICRA AAA
National Bank For Agriculture and Rural Development	1.80%	ICRA AAA
Small Industries Development Bank of India	1.70%	ICRA AAA
National Bank For Agriculture and Rural Development	1.62%	CRISIL AAA
Power Finance Corporation Limited	1.49%	ICRA AAA
HDB Financial Services Limited	1.27%	CRISIL AAA
REC Limited	1.22%	CRISIL AAA
Power Finance Corporation Limited	1.21%	ICRA AAA
National Bank For Agriculture and Rural Development	1.20%	CRISIL AAA
State Bank of India - Tier I - Basel III	1.20%	CRISIL AA+
HDB Financial Services Limited	1.19%	CRISIL AAA
National Bank For Agriculture and Rural Development	1.16%	ICRA AAA
Mahindra & Mahindra Financial Services Limited	1.03%	IND AAA
Bank of Baroda	0.97%	CRISIL AA+
National Bank For Agriculture and Rural Development	0.91%	ICRA AAA
LIC Housing Finance Limited	0.90%	CRISIL AAA
LIC Housing Finance Limited	0.90%	CRISIL AAA
Small Industries Development Bank of India	0.90%	CRISIL AAA
Small Industries Development Bank of India	0.90%	ICRA AAA
Tata Capital Limited	0.88%	CRISIL AAA
Small Industries Development Bank of India	0.85%	ICRA AAA
Sundaram Home Finance Limited	0.83%	ICRA AAA
Small Industries Development Bank of India	0.78%	ICRA AAA
National Bank For Agriculture and Rural Development	0.78%	ICRA AAA
REC Limited	0.77%	ICRA AAA
Mangalore Refinery and Petrochemicals Limited	0.75%	CARE AAA
Power Grid Corporation of India Limited	0.74%	CRISIL AAA
Housing Development Finance Corporation Limited	0.70%	ICRA AAA
State Bank of India - Tier II - Basel III	0.70%	ICRA AAA
Housing & Urban Development Corporation Limited	0.67%	ICRA AAA
REC Limited	0.60%	CRISIL AAA
LIC Housing Finance Limited	0.60%	CRISIL AAA
Kotak Mahindra Prime Limited	0.60%	CRISIL AAA
Mahindra & Mahindra Financial Services Limited	0.60%	CRISIL AAA
HDFC Credila Financial Services Pvt Limited	0.60%	ICRA AAA
Bajaj Housing Finance Limited	0.60%	CRISIL AAA
ICICI Bank Limited - Tier II - Basel III	0.59%	ICRA AAA
Power Finance Corporation Limited	0.55%	ICRA AAA

Issuer	% to Net Assets	Rating
REC Limited	0.49%	CRISIL AAA
REC Limited	0.42%	ICRA AAA
Power Finance Corporation Limited	0.37%	ICRA AAA
Fullerton India Credit Company Limited	0.36%	CRISIL AAA
India Grid Trust	0.36%	CRISIL AAA
ICICI Bank Limited	0.36%	ICRA AAA
National Bank For Agriculture and Rural Development	0.31%	CRISIL AAA
LIC Housing Finance Limited	0.31%	CRISIL AAA
Power Grid Corporation of India Limited	0.31%	CRISIL AAA
REC Limited	0.30%	ICRA AAA
Axis Finance Limited	0.30%	CARE AAA
Bajaj Housing Finance Limited	0.30%	CRISIL AAA
ICICI Home Finance Company Limited	0.30%	ICRA AAA
Sundaram Home Finance Limited	0.30%	ICRA AAA
National Bank For Agriculture and Rural Development	0.30%	ICRA AAA
Housing Development Finance Corporation Limited	0.30%	ICRA AAA
LIC Housing Finance Limited	0.30%	CRISIL AAA
National Bank For Agriculture and Rural Development	0.30%	ICRA AAA
Housing Development Finance Corporation Limited	0.30%	ICRA AAA
REC Limited	0.30%	ICRA AAA
Small Industries Development Bank of India	0.30%	ICRA AAA
Sundaram Home Finance Limited	0.30%	ICRA AAA
Housing Development Finance Corporation Limited	0.30%	ICRA AAA
Small Industries Development Bank of India	0.30%	ICRA AAA
Cholamandalam Investment and Finance Company Limited	0.29%	ICRA AA+
LIC Housing Finance Limited	0.29%	CRISIL AAA
Summit Digital Infrastructure Private Limited	0.29%	CRISIL AAA
REC Limited	0.29%	ICRA AAA
REC Limited	0.29%	ICRA AAA
REC Limited	0.25%	CRISIL AAA
NIIF Infrastructure Finance Limited	0.24%	ICRA AAA
Power Finance Corporation Limited	0.24%	ICRA AAA
Indian Railway Finance Corporation Limited	0.19%	ICRA AAA
Power Finance Corporation Limited	0.18%	ICRA AAA
Bharat Petroleum Corporation Limited	0.18%	CRISIL AAA
National Bank For Agriculture and Rural Development	0.17%	ICRA AAA
National Bank For Agriculture and Rural Development	0.13%	CRISIL AAA
Indian Railway Finance Corporation Limited	0.13%	CRISIL AAA
NUCLEAR POWER CORPORATION OF INDIA LTD	0.13%	CRISIL AAA
Power Finance Corporation Limited	0.12%	ICRA AAA
Power Grid Corporation of India Limited	0.12%	CRISIL AAA
Bank of Baroda - Tier II - Basel III	0.12%	CARE AAA
Small Industries Development Bank of India	0.12%	ICRA AAA
Power Grid Corporation of India Limited	0.10%	CRISIL AAA
Power Grid Corporation of India Limited	0.06%	ICRA AAA



An open ended debt scheme predominantly investing in debt instruments of banks, Public Sector Undertakings, Public Financial Institutions and Municipal Bonds. A relatively high interest rate risk and moderate credit risk.



Issuer	% to Net Assets	Rating
Power Grid Corporation of India Limited	0.06%	ICRA AAA
Power Grid Corporation of India Limited	0.06%	ICRA AAA
Power Finance Corporation Limited	0.06%	ICRA AAA
Power Finance Corporation Limited	0.06%	ICRA AAA
HDFC Bank Limited	0.06%	CRISIL AAA
Bajaj Housing Finance Limited	0.06%	CRISIL AAA
Power Grid Corporation of India Limited	0.06%	ICRA AAA
NHPC Limited	0.06%	CARE AAA
Power Grid Corporation of India Limited	0.06%	CRISIL AAA
NHPC Limited	0.06%	CARE AAA
National Housing Bank	0.06%	CRISIL AAA
Small Industries Development Bank of India	0.06%	ICRA AAA
Housing Development Finance Corporation Limited	0.06%	ICRA AAA
National Bank For Agriculture and Rural Development	0.01%	ICRA AAA
Punjab National Bank - Tier II - Basel III	0.01%	IND AAA
National Highways Authority of India	0.01%	CRISIL AAA
<b>● Money Market Instruments</b>	<b>17.05%</b>	
HDFC Bank Limited	1.72%	CARE A1+
Indian Bank	1.43%	CRISIL A1+
Export Import Bank of India	1.13%	ICRA A1+
Small Industries Development Bank of India	1.12%	CRISIL A1+
Union Bank of India	0.86%	ICRA A1+
Union Bank of India	0.86%	ICRA A1+
Union Bank of India	0.85%	IND A1+
Indian Bank	0.85%	CRISIL A1+
Export Import Bank of India	0.85%	ICRA A1+
Axis Bank Limited	0.85%	ICRA A1+
Bank of Baroda	0.58%	IND A1+
Kotak Mahindra Bank Limited	0.57%	CRISIL A1+
Axis Bank Limited	0.57%	ICRA A1+
Small Industries Development Bank of India	0.57%	CRISIL A1+
Axis Bank Limited	0.57%	IND A1+
Axis Bank Limited	0.57%	ICRA A1+
Canara Bank	0.46%	CRISIL A1+
Union Bank of India	0.34%	ICRA A1+
IndusInd Bank Limited	0.29%	CRISIL A1+
Union Bank of India	0.29%	IND A1+
Small Industries Development Bank of India	0.29%	CARE A1+
Axis Bank Limited	0.29%	CRISIL A1+
Kotak Mahindra Bank Limited	0.28%	CRISIL A1+
Small Industries Development Bank of India	0.28%	CRISIL A1+
Small Industries Development Bank of India	0.28%	CARE A1+
Union Bank of India	0.11%	IND A1+
Housing Development Finance Corporation Limited	0.11%	ICRA A1+
Axis Bank Limited	0.06%	ICRA A1+
<b>● Cash Management Bills</b>	<b>4.82%</b>	
Government of India	0.41%	SOV
Government of India	0.40%	SOV
Government of India	0.32%	SOV
Government of India	0.26%	SOV
Government of India	0.25%	SOV
Government of India	0.23%	SOV
Government of India	0.23%	SOV
Government of India	0.20%	SOV
Government of India	0.20%	SOV
Government of India	0.19%	SOV
Government of India	0.17%	SOV
Government of India	0.17%	SOV
Government of India	0.14%	SOV
Government of India	0.13%	SOV
Government of India	0.13%	SOV
Government of India	0.12%	SOV
Government of India	0.11%	SOV
Government of India	0.11%	SOV
Government of India	0.11%	SOV
Government of India	0.11%	SOV
Government of India	0.09%	SOV
Government of India	0.09%	SOV
Government of India	0.09%	SOV
Government of India	0.06%	SOV
Government of India	0.06%	SOV
Government of India	0.06%	SOV
Government of India	0.06%	SOV
Government of India	0.05%	SOV
Government of India	0.04%	SOV
Government of India	0.04%	SOV
Government of India	0.04%	SOV

Issuer	% to Net Assets	Rating
Government of India	0.04%	SOV
Government of India	0.03%	SOV
Government of India	0.01%	SOV
Government of India	0.00%	SOV
Government of India	0.00%	SOV
Government of India	0.00%	SOV
<b>● Government Bond</b>	<b>3.87%</b>	
7.26% GOVERNMENT OF INDIA 06FEB33	0.88%	SOV
6.90% INDIA SPECIAL GOI BOND 04FEB2026	0.64%	SOV
7.17% GOVERNMENT OF INDIA 18APR30	0.55%	SOV
7.38% GOI 20JUN2027	0.50%	SOV
7.10% GOVERNMENT OF INDIA 18APR29	0.43%	SOV
7.26% GOI 22AUG2032	0.19%	SOV
4.04% GOI FRB 04OCT2028	0.18%	SOV
4.45% GOI FRB 30OCT2034	0.12%	SOV
7.72% GOI (MD 25/05/2025)	0.06%	SOV
7.06% GOI 10APR28	0.06%	SOV
6.97% GOI (MD 06/09/2026)	0.06%	SOV
6.45% GOVERNMENT OF INDIA 07OCT29 G-SEC	0.06%	SOV
6.18% GOI 04NOV2024	0.04%	SOV
5.63% GOI 12APR2026	0.03%	SOV
7.17% GOI (MD 08/01/2028)	0.03%	SOV
7.59% GOI (MD 20/03/2029)	0.03%	SOV
7.57% GOI (MD 17/06/2033)	0.01%	SOV
5.22% GOVERNMENT OF INDIA 15JUN25 G-SEC	0.00%	SOV
<b>● State Government Bond</b>	<b>3.29%</b>	
7.56% UTTAR PRADESH 11OCT2027 SDL	0.36%	SOV
7.65% TAMIL NADU 06DEC27 SDL	0.31%	SOV
7.62% KARNATAKA 01NOV27 SDL	0.30%	SOV
6.98% MAHARASHTRA 26FEB2028 SDL	0.29%	SOV
8.72% TAMIL NADU 29OCT2024 SDL	0.25%	SOV
8.45% KARNATAKA 26NOV2024 SDL	0.24%	SOV
7.15% MAHARASHTRA 13OCT2026 SDL	0.24%	SOV
6.70% TAMIL NADU 16OCT24 SDL	0.24%	SOV
8.96% MAHARASHTRA 09JUL24 SDL	0.14%	SOV
8.99% MADHYA PRADESH SDL 09JUL24 SDL	0.12%	SOV
8.96% TAMIL NADU 09JUL24 SDL	0.12%	SOV
7.58% MAHARASHTRA 24AUG2026 SDL	0.12%	SOV
9.01% GUJARAT 25JUN24 SDL	0.10%	SOV
6.63% GUJARAT 16SEP2029 SDL	0.07%	SOV
6.47% MAHARASHTRA 21OCT2028 SDL	0.07%	SOV
8.42% KERALA 27JAN2026 SDL	0.06%	SOV
7.99% KERLA 28OCT25 SDL	0.06%	SOV
8.53% TAMIL NADU 28NOV2028 SDL	0.05%	SOV
7.20% MAHARASHTRA 09AUG2027 SDL	0.04%	SOV
7.76% UTTARAKHAND 29MAR2033 SDL	0.02%	SOV
7.98% KARNATAKA 14OCT25 SDL	0.02%	SOV
8.36% MAHARASHTRA 27JAN26 SDL	0.02%	SOV
7.46% MADHYA PRADESH 14SEP2032 SDL	0.02%	SOV
8.39 % MADHYA PRADESH 27JAN2026 SDL	0.01%	SOV
8.46% GUJARAT 10FEB2026 SDL	0.01%	SOV
7.66% UTTAR PRADESH 24AUG2032 SDL	0.01%	SOV
<b>● Floating rates notes - Corporate</b>	<b>0.60%</b>	
Cholamandalam Investment and Finance Company Limited	0.60%	ICRA AA+
<b>● Interest Rate Swaps</b>	<b>-0.08%</b>	
Clearing Corporation of India Limited	0.00%	
ICICI Securities Primary Dealership Limited	0.00%	
Standard Chartered Bank	0.00%	
Standard Chartered Bank	-0.00%	
Standard Chartered Bank	-0.00%	
BNP Paribas - Indian branches	-0.00%	
BNP Paribas - Indian branches	-0.00%	
BNP Paribas - Indian branches	-0.00%	
BNP Paribas - Indian branches	-0.00%	
BNP Paribas - Indian branches	-0.00%	
BNP Paribas - Indian branches	-0.00%	
BNP Paribas - Indian branches	-0.00%	
Standard Chartered Bank	-0.01%	
BNP Paribas - Indian branches	-0.01%	
BNP Paribas - Indian branches	-0.01%	
ICICI Securities Primary Dealership Limited	-0.01%	
IDFC First Bank Limited	-0.01%	
Standard Chartered Bank	-0.02%	
<b>Cash &amp; Current Assets</b>	<b>2.51%</b>	
<b>Total Net Assets</b>	<b>100.00%</b>	





### Investment Performance

NAV as on May 31, 2023: ₹ 314.3162

Inception - April 19, 2002	Since Inception	5 Years	3 Years	1 Year
Aditya Birla Sun Life Banking & PSU Debt Fund	7.89%	7.26%	5.42%	6.44%
Value of Std Investment of ₹ 10,000	31432	14202	11718	10644
Benchmark - NIFTY Banking & PSU Debt Index	7.90%	7.04%	5.18%	6.94%
Value of Std Investment of ₹ 10,000	31507	14054	11639	10694
Additional Benchmark - CRISIL 10 Year Gilt Index	6.37%	6.84%	3.16%	10.04%
Value of Std Investment of ₹ 10,000	25375	13922	10979	11004

Past performance may or may not be sustained in future. The above performance is of Regular Plan - Growth Option. Kindly note that different plans have different expense structure. Load and Taxes are not considered for computation of returns. When scheme/additional benchmark returns are not available, they have not been shown. Total Schemes Co-Managed by Fund Managers is 1. Total Schemes managed by Mr. Kaustubh Gupta is 10. Total Schemes managed Mr. Harshil Suvarakar is 13. Refer annexure on page no. 169-170 to know more on performance of schemes managed by Fund Managers. Note: The exit load (if any) rate levied at the time of redemption/switch-out of units will be the rate prevailing at the time of allotment of the corresponding units. Customers may request for a separate Exit Load Applicability Report by calling our toll free numbers 1800-270-7000 or from any of our Investor Service Centers.



### NAV of Plans / Options (₹)

	Regular Plan	Retail Plan*	Direct Plan
Growth	314.3162	471.8291	323.9129
Monthly IDCW <sup>‡</sup> :	111.1932	111.0522	114.4943
Quarterly IDCW <sup>‡</sup> :	110.0190	112.8171	113.1706
IDCW <sup>‡</sup> :	158.7975	-	112.2328

<sup>‡</sup>Income Distribution cum capital withdrawal

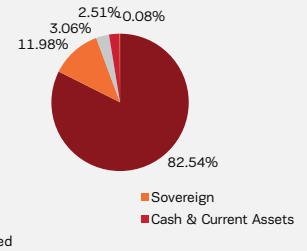
Note@:Retail Plan has been discontinued and does not accept fresh subscriptions/Switch in.

Company Name	ISIN	YTM	YTC
State Bank of India - Tier II - Basel III	INE062A08256	6.76%	7.68%
State Bank of India - Tier I - Basel III **	INE062A08215	8.67%	7.99%
State Bank of India - Tier II - Basel III **	INE062A08264	6.52%	7.69%
ICICI Bank Limited - Tier II - Basel III **	INE090A08UDO	7.30%	7.77%
Bank of Baroda - Tier II - Basel III **	INE028A08141	8.45%	7.39%
Punjab National Bank - Tier II - Basel III **	INE160A08159	7.42%	7.74%
Bank of Baroda - Tier I - Basel III **	INE028A08182	8.89%	8.19%

\*\* Represents thinly traded/ non traded securities and illiquid securities.



### Rating Profile of Portfolio







An open ended medium - term debt scheme investing in instruments such that the Macaulay duration of the portfolio is between 3-4 years. A relatively high interest rate risk and relatively high credit risk. Number of Segregated Portfolios - 1

### Fund Details

#### Investment Objective

The investment objective of the Scheme is to generate regular income and capital appreciation by predominantly investment Objective investing in a portfolio of debt securities with medium term maturity

#### Fund Manager

Ms. Sunaina Da Cunha, Mr. Mohit Sharma & Mr. Dhaval Joshi

#### Date of Allotment

March 25, 2009

#### Benchmark

CRISIL Medium Duration Debt C-III Index

#### Managing Fund Since

September 1, 2014, August 06, 2020 & November 21, 2022

#### Experience in Managing the Fund

8.8 years & 2.8 years & 0.5 years

#### Total Expense Ratio (TER)

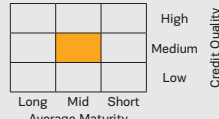
Regular	1.52%
Direct	0.87%

Including additional expenses and goods and service tax on management fees.

#### Fund Category

Medium Duration Fund

#### Investment Style



#### Load Structure (as % of NAV) (Incl. for SIP)

Entry Load	Nil
Exit Load	In respect of each purchase/switch-in of Units, upto 15% of the units may be redeemed / switched out without any exit load from the date of allotment. Any redemption in excess of the above limit shall be subject to the following exit load: For redemption/switch-out of units on or before 1 year from the date of allotment - 2.00% of applicable NAV. For redemption /switch-out of units after 1 year but on or before 2 years from the date of allotment - 1.00% of applicable. NAV For redemption / switch-out of units after 2 years - Nil **Exit Load is NIL for units issued in Reinvestment of IDCW.

#### AUM

Monthly Average AUM	₹ 1865.24	Crores
AUM as on last day	₹ 1875.11	Crores



For quick transaction, generate your exclusive PARTNER EASYLINK

CLICK HERE



#### Other Parameters

Modified Duration	3.07 years
Average Maturity	5.01 years
Yield to Maturity	7.77%
Macaulay Duration	3.21 years

#### Application Amount for fresh subscription

₹ 1,000 (plus in multiples of ₹ 1)

#### Min. Addl. Investment

₹ 1,000 (plus in multiples of ₹ 1)

#### SIP

Monthly: Minimum ₹ 1,000/-

## PORTFOLIO

Issuer	% to Net Assets	Rating
<b>Fixed rates bonds - Corporate</b>	<b>43.71%</b>	
Shriram Finance Ltd	5.37%	IND AA+
National Bank For Agriculture and Rural Development	4.28%	CRISIL AAA
LIC Housing Finance Limited	2.93%	CRISIL AAA
TATA Realty & Infrastructure Limited	2.52%	ICRA AA+
Bharti Hexacom Limited	2.52%	CRISIL AA+
State Bank of India - Tier II - Basel III	2.05%	ICRA AAA
GIC Housing Finance Limited	1.87%	ICRA AA
DLF Cyber City Developers Limited	1.56%	CRISIL AA
Housing Development Finance Corporation Limited	1.33%	ICRA AAA
Adani Transmission Limited	1.33%	IND AA+
Avanse Financial Services Ltd	1.33%	CARE AA-
Avanse Financial Services Ltd	1.33%	CARE AA-
Sk Finance Ltd	1.32%	CRISIL A+
GR Infraprojects Limited	1.32%	CRISIL AA
Bharti Telecom Limited	1.30%	CRISIL AA+
State Bank of India - Tier II - Basel III	1.29%	ICRA AAA
Oxyzo Financial Services Pvt Ltd	1.06%	ICRA A+
Sundew Properties Limited	1.05%	CRISIL AAA
Summit Digital Infrastructure Private Limited	1.03%	CRISIL AAA
Union Bank of India - Tier I - Basel III	1.02%	IND AA
Arka Fincap Limited	0.90%	CRISIL AA-
Andhra Pradesh Capital Region Development Authority	0.89%	CRISIL A-(CE)
Power Finance Corporation Limited	0.80%	ICRA AAA
Punjab National Bank - Tier II - Basel III	0.79%	IND AAA
Tata Power Company Limited	0.75%	CARE AA
Torrent Power Limited	0.53%	CRISIL AA+
TMF Holdings Limited	0.52%	CRISIL AA
COASTAL GUJARAT POWER LTD	0.37%	CARE AA
U.P. Power Corporation Limited	0.10%	BWR AA-(CE)
U.P. Power Corporation Limited	0.10%	BWR AA-(CE)
REC Limited	0.06%	CRISIL AAA
NTPC Limited	0.06%	CRISIL AAA
<b>Government Bond</b>	<b>34.84%</b>	

Issuer	% to Net Assets	Rating
7.26% GOVERNMENT OF INDIA 06FEB33	21.73%	SOV
7.26% GOI 22AUG2032	5.69%	SOV
7.38% GOI 20JUN2027	3.31%	SOV
8.15% GOI (MD 24/11/2026)	1.93%	SOV
7.10% GOVERNMENT OF INDIA 18APR29	1.34%	SOV
4.70% INDIA GOVT BOND 22SEP2033 FRB	0.80%	SOV
7.17% GOI (MD 08/01/2028)	0.02%	SOV
07.26% GOI (MD 14/01/2029)	0.01%	SOV
7.27% GOI 08APR26	0.01%	SOV
<b>Floating rates notes - Corporate</b>	<b>10.55%</b>	
Mahindra Rural Housing Finance Limited	2.68%	IND AA+
JM Financial Credit Solutions Ltd	2.37%	ICRA AA
Varanasi Sangam Expressway Private Limited	1.64%	IND AAA
Vedanta Limited	1.59%	CRISIL AA
DME Development Limited	0.23%	CRISIL AAA
DME Development Limited	0.23%	CRISIL AAA
DME Development Limited	0.23%	CRISIL AAA
DME Development Limited	0.23%	CRISIL AAA
DME Development Limited	0.23%	CARE AAA
DME Development Limited	0.23%	CRISIL AAA
DME Development Limited	0.23%	CRISIL AAA
DME Development Limited	0.23%	CRISIL AAA
DME Development Limited	0.23%	CRISIL AAA
DME Development Limited	0.22%	CRISIL AAA
<b>Transport Infrastructure</b>	<b>2.22%</b>	
IRB InvIT Fund	2.22%	
<b>Cash Management Bills</b>	<b>1.47%</b>	
Government of India	0.73%	SOV
Government of India	0.71%	SOV
Government of India	0.03%	SOV
<b>State Government Bond</b>	<b>0.18%</b>	
6.97% KARNATAKA 26FEB2028 SDL	0.09%	SOV
8.08% MAHARASHTRA 26DEC28 SDL	0.06%	SOV
6.97% MAHARASHTRA 18FEB2028 SDL	0.02%	SOV





Issuer	% to Net Assets	Rating
8.73% UTTAR PRADESH - 24OCT28 SDL	0.01%	SOV
<b>Cash &amp; Current Assets</b>	7.03%	

Issuer	% to Net Assets	Rating
<b>Total Net Assets</b>	<b>100.00%</b>	

### Investment Performance NAV as on May 31, 2023: ₹ 32.6265

Inception - March 25, 2009	Since Inception	5 Years	3 Years	1 Year
<b>Aditya Birla Sun Life Medium Term Plan</b>	8.69%	8.21%	15.61%	24.09%
<b>Value of Std Investment of ₹ 10,000</b>	32627	14838	15465	12409
<b>Benchmark - CRISIL Medium Duration Debt C-III Index</b>	9.52%	9.18%	10.06%	11.65%
<b>Value of Std Investment of ₹ 10,000</b>	36361	15515	13337	11165
<b>Additional Benchmark - CRISIL 10 Year Gilt Index</b>	5.96%	6.84%	3.16%	10.04%
<b>Value of Std Investment of ₹ 10,000</b>	22733	13922	10979	11004

Past performance may or may not be sustained in future. The above performance is of Regular Plan - Growth Option. Kindly note that different plans have different expense structure. Load and Taxes are not considered for computation of returns. When scheme/additional benchmark returns are not available, they have not been shown. Total Schemes Co-Managed by Fund Managers is 2. Total Schemes managed by Mr. Mohit Sharma is 20. Total Schemes managed by Ms. Sunaina Da Cunha is 5. Total Schemes managed by Mr. Dhaval Joshi is 47. Refer annexure on page no. 169-170 to know more on performance of schemes managed by Fund Managers. Note: The exit load (if any) rate levied at the time of redemption/switch-out of units will be the rate prevailing at the time of allotment of the corresponding units. Customers may request for a separate Exit Load Applicability Report by calling our toll free numbers 1800-270-7000 or from any of our Investor Service Centers.

Company Name	ISIN	YTM	YTC
Union Bank of India - Tier I - Basel III **	INE692A08110	8.67%	8.44%
Punjab National Bank - Tier II - Basel III	INE160A08167	7.49%	7.88%
State Bank of India - Tier II - Basel III	INE062A08256	6.76%	7.68%
State Bank of India - Tier II - Basel III **	INE062A08264	6.52%	7.69%

\*\* Represents thinly traded/ non traded securities and illiquid securities.

### The impact on the NAV due to segregation is given in the following table

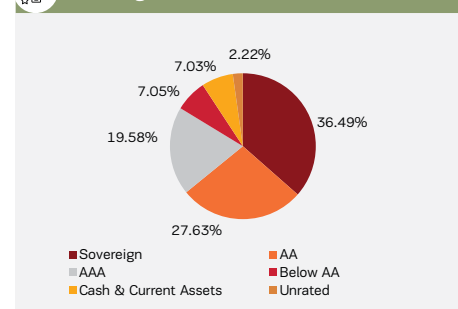
Name of the schemes	Impact on the NAV due to segregation(%)
Aditya Birla Sun Life Medium Term Plan	7.54%

**Note:** \*The fall in NAV is to the extent of the portfolio segregated due to the credit event.

**Note:** Pursuant to the default of a security issued by Adilink Infra & Multitrading Private Limited to another bondholder on November 25, 2019, the AMC had created segregated portfolio in the Scheme with effect from November 25, 2019

Aditya Birla Sun Life Mutual Fund has fully recovered the segregated amount and the proceeds have been paid to investors in the year 2022.

### Rating Profile of Portfolio



### NAV of Plans / Options (₹)

	Regular Plan	Direct Plan
<b>Growth</b>	32.6265	34.9497
<b>Quarterly IDCW<sup>§</sup>:</b>	12.5519	12.9425
<b>Half Yearly IDCW<sup>§</sup>:</b>	12.6958	13.2634
<b>IDCW<sup>§</sup>:</b>	15.1488	16.2887

<sup>§</sup>Income Distribution cum capital withdrawal



An open ended debt scheme predominantly investing in AA and below rated corporate bonds. A relatively high interest rate risk and relatively high credit risk. Number of Segregated Portfolios – 1



### Fund Details

#### Investment Objective

The investment objective of the Scheme is to generate returns by predominantly investing in a portfolio of corporate debt securities with short to medium term maturities across the credit spectrum within the investment grade. The Scheme does not guarantee/indicate any returns. There can be no assurance that the Schemes' objectives will be achieved.

#### Fund Manager

Ms. Sunaina Da Cunha, Mr. Mohit Sharma & Mr. Dhaval Joshi

#### Date of Allotment

April 17, 2015

#### Benchmark

NIFTY Credit Risk Bond Index C-III

#### Managing Fund Since

April 17, 2015, August 06, 2020 & November 21, 2022

#### Experience in Managing the Fund

8.1 years, 2.8 years & 0.5 years

#### Total Expense Ratio (TER)

Regular	1.53%
Direct	0.68%

Including additional expenses and goods and service tax on management fees.

#### Fund Category

Credit Risk Fund



#### Investment Style

			High
			Medium
			Low
	Long	Mid	Short
	Average Maturity		

#### Load Structure (as % of NAV) (Incl. for SIP)

Entry Load	Nil
Exit Load**	In respect of each purchase/switch-inof Units, upto 15% of the units may be redeemed / switched out without any exit load from the date of allotment. Any redemption / switch-out of units on or before 1 year from the date of allotment - 3.00% of applicable NAV. For redemption /switch-out of units after 1 year but on or before 2 years from the date of allotment - 2.00% of applicable NAV. For redemption / switch-out of units after 2 year but on or before 3 years from the date of allotment - 1.00% of applicable NAV. For redemption /switchout of units after 3 years - Nil **Exit Load is NIL for units issued in Reinvestment of IDCW.

#### AUM

Monthly Average AUM	₹ 1034.28	Crores
AUM as on last day	₹ 1036.68	Crores



#### Other Parameters

Modified Duration	1.48 years
Average Maturity	1.82 years
Yield to Maturity	8.20%
Macaulay Duration	1.55 years
Portfolio Turnover	0.88

#### Application Amount for fresh subscription

₹ 100 (plus in multiples of ₹ 1)

#### Min. Addl. Investment

₹ 100 (plus in multiples of ₹ 1)

#### SIP

Monthly: Minimum ₹ 100/-

## PORTFOLIO

Issuer	% to Net Assets	Rating
<b>Fixed rates bonds - Corporate</b>	<b>70.59%</b>	
Shriram Finance Ltd	9.72%	IND AA+
Century Textiles & Industries Limited	4.83%	CRISIL AA
Tata Projects Limited	4.73%	IND AA
TATA Realty & Infrastructure Limited	3.99%	ICRA AA+
Steel Authority of India Limited	2.94%	CARE AA
Tata Power Company Limited	2.90%	CARE AA
GIC Housing Finance Limited	2.90%	ICRA AA
JSW Steel Limited	2.89%	ICRA AA
Nuvoco Vistas Corp Limited	2.70%	CRISIL AA
Adani Transmission Limited	2.41%	IND AA+
Avanse Financial Services Ltd	2.41%	CARE AA-
Godrej Industries Limited	2.41%	ICRA AA
ONGC Petro Additions Limited	2.37%	ICRA AA
GR Infraprojects Limited	2.36%	CARE AA
Andhra Pradesh Capital Region Development Authority	2.16%	CRISIL A-(CE)
Summit Digital Infrastructure Private Limited	1.94%	CRISIL AAA
ONGC Petro Additions Limited	1.93%	ICRA AA
COASTAL GUJARAT POWER LTD	1.74%	CARE AA
Arka Fincap Limited	1.73%	CRISIL AA-
DLF Cyber City Developers Limited	1.51%	CRISIL AA
Oxyzo Financial Services Pvt Ltd	1.47%	ICRA A+
Godrej Properties Limited	1.45%	ICRA AA+
Samvardhana Motherson International Limited	1.44%	IND AAA
Summit Digital Infrastructure Private Limited	1.40%	CRISIL AAA
Bharti Hexacom Limited	1.33%	CRISIL AA+
U.P. Power Corporation Limited	1.28%	BWR AA-(CE)
U.P. Power Corporation Limited	1.21%	BWR AA-(CE)
Tata Motors Finance Limited	0.29%	CRISIL AA
Power Finance Corporation Limited	0.11%	CRISIL AAA
REC Limited	0.05%	ICRA AAA

Issuer	% to Net Assets	Rating
NTPC Limited	0.00%	CRISIL AAA
<b>Floating rates notes - Corporate</b>	<b>12.32%</b>	
JM Financial Credit Solutions Ltd	3.60%	ICRA AA
Varanasi Sangam Expressway Private Limited	2.69%	IND AAA
Vedanta Limited	1.92%	CRISIL AA
DME Development Limited	0.41%	CRISIL AAA
DME Development Limited	0.41%	CRISIL AAA
DME Development Limited	0.41%	CRISIL AAA
DME Development Limited	0.41%	CRISIL AAA
DME Development Limited	0.41%	CARE AAA
DME Development Limited	0.41%	CRISIL AAA
DME Development Limited	0.41%	CRISIL AAA
DME Development Limited	0.41%	CRISIL AAA
DME Development Limited	0.41%	CRISIL AAA
DME Development Limited	0.41%	CRISIL AAA
<b>Government Bond</b>	<b>9.68%</b>	
7.26% GOVERNMENT OF INDIA 06FEB33	4.42%	SOV
7.38% GOI 20JUN2027	1.96%	SOV
7.26% GOI 22AUG2032	1.96%	SOV
7.10% GOVERNMENT OF INDIA 18APR29	0.97%	SOV
5.22% GOVERNMENT OF INDIA 15JUN25 G-SEC	0.37%	SOV
<b>Cash Management Bills</b>	<b>2.96%</b>	
Government of India	1.42%	SOV
Government of India	0.78%	SOV
Government of India	0.76%	SOV
<b>Transport Infrastructure</b>	<b>0.64%</b>	
IRB InvIT Fund	0.64%	
<b>Cash &amp; Current Assets</b>	<b>3.80%</b>	
<b>Total Net Assets</b>	<b>100.00%</b>	



# Aditya Birla Sun Life Credit Risk Fund

An open ended debt scheme predominantly investing in AA and below rated corporate bonds. A relatively high interest rate risk and relatively high credit risk. Number of Segregated Portfolios – 1



## Savings Solutions



### Investment Performance

NAV as on May 31, 2023: ₹ 17.7259

Inception - Apr 17, 2015	Since Inception	5 Years	3 Years	1 Year
Aditya Birla Sun Life Credit Risk Fund	7.30%	6.48%	8.35%	9.50%
Value of Std Investment of ₹ 10,000	17726	13688	12724	10950
Benchmark - NIFTY Credit Risk Bond Index C-III	8.93%	8.91%	8.54%	10.08%
Value of Std Investment of ₹ 10,000	20036	15328	12793	11008
Additional Benchmark - CRISIL 10 Year Gilt Index	6.34%	6.84%	3.16%	10.04%
Value of Std Investment of ₹ 10,000	16480	13922	10979	11004

Past performance may or may not be sustained in future. The above performance is of Regular Plan - Growth Option. Kindly note that different plans have different expense structure. Load and Taxes are not considered for computation of returns. When scheme/additional benchmark returns are not available, they have not been shown. Total Schemes Co-Managed by Fund Managers is 2. Total Schemes managed by Mr. Mohit Sharma is 20. Total Schemes managed by Ms. Sunaina Da Cunha is 5. Total Schemes managed by Mr. Dhaval Joshi is 47. Refer annexure on page no. 169-170 to know more on performance of schemes managed by Fund Managers. Note: The exit load (if any) rate levied at the time of redemption/switch-out of units will be the rate prevailing at the time of allotment of the corresponding units. Customers may request for a separate Exit Load Applicability Report by calling our toll free numbers 1800-270-7000 or from any of our Investor Service Centers.

### The impact on the NAV due to segregation is given in the following table

Name of the schemes	Impact on the NAV due to segregation(%)
Aditya Birla Sun Life Credit Risk Fund	3.69%

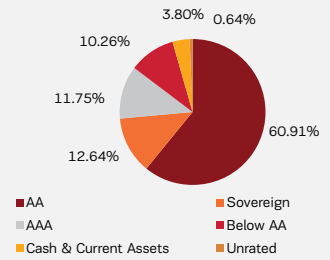
Note: \*The fall in NAV is to the extent of the portfolio segregated due to the credit event.

Note: Pursuant to the default of a security issued by Adilink Infra & Multitrading Private Limited to another bondholder on November 25, 2019, the AMC had created segregated portfolio in the Scheme with effect from November 25, 2019

Aditya Birla Sun Life Mutual Fund has fully recovered the segregated amount and the proceeds have been paid to investors in the year 2022.



### Rating Profile of Portfolio



### NAV of Plans / Options (₹)

	Regular Plan	Direct Plan
Growth	17.7259	19.0720
IDCW <sup>§</sup> :	11.3158	12.1877
Bonus:	-	19.0712

<sup>§</sup>Income Distribution cum capital withdrawal





Fund Details

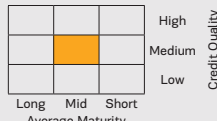
### Investment Objective

The investment objective of the scheme is to generate optimal returns with high liquidity through active management of Investment Objective the portfolio by investing in Debt and Money Market Instruments.

### Fund Category

Dynamic Bond

### Investment Style



### Fund Manager

Mr. Bhupesh Bameta, Mr. Mohit Sharma & Mr. Dhaval Joshi

### Date of Allotment

September 27, 2004

### Benchmark

NIFTY Composite Debt Index B-III

### Managing Fund Since

August 06, 2020, March 22, 2021 & November 21, 2022

### Experience in Managing the Fund

2.8 years, 2.2 years & 0.5 Years

### Total Expense Ratio (TER)

Regular	1.19%
Direct	0.64%

Including additional expenses and goods and service tax on management fees.

### Load Structure (as % of NAV) (Incl. for SIP)

Entry Load	Nil
Exit Load**	In respect of each purchase/switch-in of Units, upto 15% of the units may be redeemed / switchedout without any exit load from the date of allotment. Any redemption in excess of the above limit shall be subject to the following exit load: For redemption / switch-out of units on or before 90 days from the date of allotment: 0.50% of applicable NAV. For redemption / switch-out of units after 90 days from the date of allotment: Nil **Exit Load is NIL for units issued in Reinvestment of IDCW.

### AUM

Monthly Average AUM	₹ 1884.43	Crores
AUM as on last day	₹ 1655.04	Crores

### Other Parameters

Modified Duration	3.22 years
Average Maturity	4.36 years
Yield to Maturity	7.54%
Macaulay Duration	3.37 years

### Application Amount for fresh subscription

₹ 1,000 (plus in multiples of ₹ 1)

### Min. Addl. Investment

₹ 1,000 (plus in multiples of ₹ 1)

### SIP

Monthly: Minimum ₹ 1,000/-

## PORTFOLIO

Issuer	% to Net Assets	Rating
<b>Fixed rates bonds - Corporate</b>	<b>44.92%</b>	
LIC Housing Finance Limited	4.23%	CRISIL AAA
National Bank For Agriculture and Rural Development	3.96%	ICRA AAA
Axis Finance Limited	3.05%	CARE AAA
National Bank For Agriculture and Rural Development	3.03%	CRISIL AAA
State Bank of India - Tier II - Basel III	2.34%	ICRA AAA
Mahindra & Mahindra Financial Services Limited	2.13%	IND AAA
Power Finance Corporation Limited	2.12%	ICRA AAA
Muthoot Finance Limited	1.81%	ICRA AA+
Adani Ports and Special Economic Zone Limited	1.80%	IND AA+
DLF Cyber City Developers Limited	1.77%	CRISIL AA
Power Finance Corporation Limited	1.53%	ICRA AAA
Godrej Industries Limited	1.51%	ICRA AA
Bharti Telecom Limited	1.47%	CRISIL AA+
U.P. Power Corporation Limited	1.47%	BWR AA-(CE)
Punjab National Bank - Tier II - Basel III	1.44%	IND AAA
TATA Realty & Infrastructure Limited	1.25%	ICRA AA+
NIIF Infrastructure Finance Limited	1.22%	ICRA AAA
Muthoot Finance Limited	1.22%	ICRA AA+
Bharti Telecom Limited	1.20%	CRISIL AA+
TMF Holdings Limited	1.19%	CRISIL AA
Sundew Properties Limited	1.19%	CRISIL AAA
Nuvoco Vistas Corp Limited	1.03%	CRISIL AA
Andhra Pradesh Capital Region Development Authority	0.89%	CRISIL A-(CE)
Summit Digital Infrastructure Private Limited	0.88%	CRISIL AAA
HDFC Bank Limited	0.61%	CRISIL AAA
Power Finance Corporation Limited	0.32%	CRISIL AAA
National Bank For Agriculture and Rural Development	0.29%	ICRA AAA
<b>Government Bond</b>	<b>32.64%</b>	
7.26% GOVERNMENT OF INDIA 06FEB33	22.77%	SOV
7.26% GOI 22AUG2032	6.13%	SOV
7.10% GOVERNMENT OF INDIA 18APR29	1.52%	SOV
4.70% INDIA GOVT BOND 22SEP2033 FRB	1.21%	SOV
6.45% GOVERNMENT OF INDIA 07OCT29 G-SEC	0.88%	SOV

Issuer	% to Net Assets	Rating
GOI 06.10% 12JUL31	0.06%	SOV
7.95% GOI 2032 (28-AUG-2032)	0.04%	SOV
8.33% GOI (MD 07/06/2036)	0.02%	SOV
7.88% GOI (MD 19/03/2030)	0.00%	SOV
<b>Floating rates notes - Corporate</b>	<b>6.97%</b>	
Mahindra Rural Housing Finance Limited	2.73%	IND AA+
JM Financial Credit Solutions Ltd	2.44%	ICRA AA
Varanasi Sangam Expressway Private Limited	1.80%	IND AAA
<b>State Government Bond</b>	<b>3.11%</b>	
6.9% TAMIL NADU SDL 16OCT25	0.93%	SOV
RAJASTHAN 08.33% 23JUN2025 SDL	0.92%	SOV
6.70% TAMIL NADU 16OCT24 SDL	0.74%	SOV
7.29% West Bengal SDL (MD 28/12/2026)	0.21%	SOV
8.37% TAMILNADU 06MAR29 SDL	0.13%	SOV
8.35% GUJARAT 06MAR29 SDL	0.07%	SOV
8.43% UTTARPRADESH 06MAR29 SDL	0.06%	SOV
7.96% Gujarat SDL (14/10/2025)	0.03%	SOV
7.96% Maharashtra SDL (14/10/2025)	0.02%	SOV
9.40% Madhya Pradesh SDL (MD 30/01/2024)	0.01%	SOV
8.32% GUJARAT 12DEC28 SDL	0.00%	SOV
<b>Cash Management Bills</b>	<b>1.58%</b>	
Government of India	0.83%	SOV
Government of India	0.75%	SOV
<b>Securitized Debt Amort</b>	<b>0.55%</b>	
First Business Receivables Trust	0.28%	CRISIL AAA(SO)
First Business Receivables Trust	0.27%	CRISIL AAA(SO)
<b>Cash &amp; Current Assets</b>	<b>10.23%</b>	
<b>Total Net Assets</b>	<b>100.00%</b>	

# Aditya Birla Sun Life Dynamic Bond Fund

An open ended dynamic debt scheme investing across duration. A relatively high interest rate risk and relatively high credit risk. Number of Segregated Portfolios – 1



Savings Solutions



## Investment Performance

NAV as on May 31, 2023: ₹ 39.4376

Inception - Sept 27, 2004	Since Inception	5 Years	3 Years	1 Year
<b>Aditya Birla Sun Life Dynamic Bond Fund</b>	7.62%	5.79%	7.08%	10.11%
<b>Value of Std Investment of ₹ 10,000</b>	39438	13250	12283	11011
<b>Benchmark - NIFTY Composite Debt Index B-III</b>	7.56%	8.01%	6.83%	9.34%
<b>Value of Std Investment of ₹ 10,000</b>	39057	14704	12196	10934
<b>Additional Benchmark - CRISIL 10 Year Gilt Index</b>	5.96%	6.84%	3.16%	10.04%
<b>Value of Std Investment of ₹ 10,000</b>	29494	13922	10979	11004

Past performance may or may not be sustained in future. The above performance is of Regular Plan - Growth Option. Kindly note that different plans have different expense structure. Load and Taxes are not considered for computation of returns. When scheme/additional benchmark returns are not available, they have not been shown. Total Schemes Co-Managed by Fund Managers is 1. Total Schemes managed by Mr. Mohit Sharma is 20. Total Schemes managed by Mr. Bhupesh Bameta is 11. Total Schemes managed by Mr. Dhaval Joshi is 47. Refer annexure on page no. 169-170 to know more on performance of schemes managed by Fund Managers. Note: The exit load (if any) rate levied at the time of redemption/switch-out of units will be the rate prevailing at the time of allotment of the corresponding units. Customers may request for a separate Exit Load Applicability Report by calling our toll free numbers 1800-270-7000 or from any of our Investor Service Centers.

Company Name	ISIN	YTM	YTC
Punjab National Bank - Tier II - Basel III **	INE160A08159	7.42%	7.74%
State Bank of India - Tier II - Basel III	INE062A08256	6.76%	7.68%

\*\* Represents thinly traded/ non traded securities and illiquid securities.

The impact on the NAV due to segregation is given in the following table

Name of the schemes	Impact on the NAV due to segregation(%)
Aditya Birla Sun Life Dynamic Bond Fund	5.62%

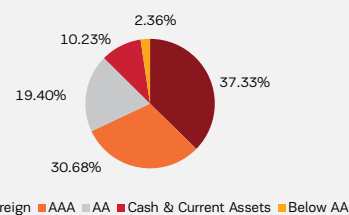
Note: \*The fall in NAV is to the extent of the portfolio segregated due to the credit event.

Note: Pursuant to the default of a security issued by Adilink Infra & Multitrading Private Limited to another bondholder on November 25, 2019, the AMC had created segregated portfolio in the Scheme with effect from November 25, 2019

Aditya Birla Sun Life Mutual Fund has fully recovered the segregated amount and the proceeds have been paid to investors in the year 2022.



## Rating Profile of Portfolio



## NAV of Plans / Options (₹)

	Regular Plan	Direct Plan
<b>Growth</b>	39.4376	41.7936
<b>Monthly IDCW<sup>1</sup>:</b>	10.4905	10.7864
<b>Quarterly IDCW<sup>1</sup>:</b>	10.6354	10.7494
<b>Daily IDCW<sup>1</sup>:</b>	11.9931	12.8252

<sup>1</sup>Income Distribution cum capital withdrawal



@abslmutualfund



@abslmf



<https://mutualfund.adityabirlacapital.com>



An open ended medium term debt scheme investing in instruments such that the Macaulay duration of the portfolio is between 4-7 years. A relatively high interest rate risk and moderate credit risk.)

### Fund Details

#### Investment Objective

The objective of the scheme is to generate consistent income through superior yields on its investments at moderate levels of risk through a diversified investment approach. This income may be complemented by price changes of instruments in the portfolio.

#### Fund Manager

Mr. Bhupesh Bameta & Mr. Dhaval Joshi

#### Date of Allotment

October 21, 1995

#### Benchmark

CRISIL Medium to Long Duration Debt A-III Index

#### Managing Fund Since

August 06, 2020 & November 21, 2022

#### Experience in Managing the Fund

2.8 years & 0.5 Years

#### Fund Category

Medium to Long Duration Fund

#### Scheme Rating

[ICRA]AAAmfs

#### Investment Style



#### Load Structure (as % of NAV) (Incl. for SIP)

Entry Load	Nil
Exit Load	Nil

#### AUM

Monthly Average AUM	₹ 1599.23	Crores
AUM as on last day	₹ 1854.31	Crores

#### Total Expense Ratio (TER)

Regular	0.89%
Direct	0.49%

Including additional expenses and goods and service tax on management fees.

#### SIP

Monthly: Minimum ₹ 1,000/-



#### Other Parameters

Modified Duration	3.55 years
Average Maturity	4.64 years
Yield to Maturity	7.13%
Macaulay Duration	3.71 years

#### Application Amount for fresh subscription

₹ 5,000 (plus in multiples of ₹ 1)

#### Min. Addl. Investment

₹ 1,000 (plus in multiples of ₹ 1)

## PORTFOLIO

Issuer	% to Net Assets	Rating
<b>Government Bond</b>	<b>40.20%</b>	
7.26% GOVERNMENT OF INDIA 06FEB33	14.56%	SOV
7.17% GOVERNMENT OF INDIA 18APR30	9.39%	SOV
7.10% GOVERNMENT OF INDIA 18APR29	6.24%	SOV
7.38% GOI 20JUN2027	4.38%	SOV
GOI 07.41% 19DEC2036	1.83%	SOV
5.74% GOI 15NOV2026	1.76%	SOV
7.06% GOI 10APR28	0.89%	SOV
8.24% GOI (MD 15/02/2027)	0.56%	SOV
8.15% GOI (MD 24/11/2026)	0.28%	SOV
7.59% GOI(MD 11/01/2026)	0.27%	SOV
GOI 08.28% 21SEP27	0.03%	SOV
<b>Fixed rates bonds - Corporate</b>	<b>32.31%</b>	
HDFC Bank Limited	2.73%	CRISIL AAA
LIC Housing Finance Limited	2.70%	CRISIL AAA
HDB Financial Services Limited	2.68%	CRISIL AAA
Power Finance Corporation Limited	2.65%	ICRA AAA
Sikka Ports and Terminals Limited	2.11%	CRISIL AAA
National Bank For Agriculture and Rural Development	1.36%	ICRA AAA
National Bank For Agriculture and Rural Development	1.35%	CRISIL AAA
Bajaj Housing Finance Limited	1.35%	CRISIL AAA
Small Industries Development Bank of India	1.35%	CRISIL AAA
LIC Housing Finance Limited	1.35%	CRISIL AAA
LIC Housing Finance Limited	1.35%	CARE AAA
National Bank For Agriculture and Rural Development	1.34%	ICRA AAA
Small Industries Development Bank of India	1.34%	ICRA AAA
Bajaj Housing Finance Limited	1.33%	CRISIL AAA
Housing Development Finance Corporation Limited	1.31%	ICRA AAA
State Bank of India - Tier II - Basel III	1.31%	ICRA AAA
Small Industries Development Bank of India	0.91%	CRISIL AAA
REC Limited	0.80%	ICRA AAA
National Bank For Agriculture and Rural Development	0.67%	ICRA AAA
LIC Housing Finance Limited	0.55%	CRISIL AAA
LIC Housing Finance Limited	0.55%	CRISIL AAA

Issuer	% to Net Assets	Rating
Larsen & Toubro Limited	0.54%	CRISIL AAA
Power Finance Corporation Limited	0.27%	ICRA AAA
National Bank For Agriculture and Rural Development	0.26%	ICRA AAA
Small Industries Development Bank of India	0.16%	ICRA AAA
<b>Cash Management Bills</b>	<b>9.49%</b>	
Government of India	3.64%	SOV
Government of India	1.62%	SOV
Government of India	1.25%	SOV
Government of India	0.85%	SOV
Government of India	0.66%	SOV
Government of India	0.46%	SOV
Government of India	0.44%	SOV
Government of India	0.23%	SOV
Government of India	0.20%	SOV
Government of India	0.14%	SOV
Government of India	0.01%	SOV
<b>State Government Bond</b>	<b>2.05%</b>	
8.08% KARNATAKA 11MAR2025 SDL	0.33%	SOV
7.79% UTTAR PRADESH 29MAR33 SDL	0.28%	SOV
GUJARAT 8.94% 24SEP24 SDL	0.28%	SOV
7.56% UTTAR PRADESH 11OCT2027 SDL	0.27%	SOV
7.14% TAMIL NADU 02MAR2032 SDL	0.27%	SOV
7.15% MAHARASHTRA 13OCT2026 SDL	0.11%	SOV
8.67% MAHARASHTRA 24FEB2026 SDL	0.09%	SOV
7.65% TELANGANA 15APR2030 SDL	0.06%	SOV
7.65% UTTAR PRADESH 15APR2030 SDL	0.06%	SOV
8.88% WEST BENGAL 24FEB26 SDL	0.06%	SOV
8.31% TELANGANA 13JAN2026 SDL	0.06%	SOV
6.54% MAHARASHTRA 09FEB2027 SDL	0.05%	SOV
7.81% UTTAR PRADESH 29MAR34 SDL	0.04%	SOV
TAMIL NADU 08.06% 15APR25 SDL	0.03%	SOV
8.08% MADHYA PRADESH 11FEB2025 SDL	0.03%	SOV
9.45% Rahasthan SDL (MD 26/03/2024)	0.02%	SOV
6.72% TAMIL NADU 07OCT2027 SDL	0.02%	SOV







An open ended medium term debt scheme investing in instruments such that the Macaulay duration of the portfolio is between 4-7 years. A relatively high interest rate risk and moderate credit risk.)



Issuer	% to Net Assets	Rating
7.88% Chattisgarh SDL (MD 15/03/2027)	0.01%	SOV
<b>Interest Rate Swaps</b>	<b>0.00%</b>	
Clearing Corporation of India Limited	0.00%	

Issuer	% to Net Assets	Rating
<b>Cash &amp; Current Assets</b>	<b>15.95%</b>	
<b>Total Net Assets</b>	<b>100.00%</b>	



### Investment Performance

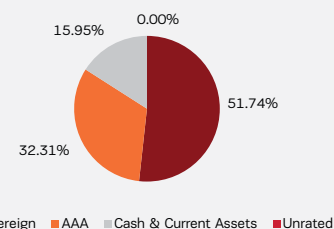
NAV as on May 31, 2023: ₹ 108.4478

	Since Inception	5 Years	3 Years	1 Year
<b>Inception - Oct 21, 1995</b>				
Aditya Birla Sun Life Income Fund	9.01%	7.63%	5.40%	7.72%
Value of Std Investment of ₹ 10,000	108448	14444	11713	10772
Benchmark - CRISIL Medium to Long Duration Debt A-III Index	NA	8.07%	5.17%	8.64%
Value of Std Investment of ₹ 10,000	NA	14742	11636	10864
Additional Benchmark - CRISIL 10 Year Gilt Index	NA	6.84%	3.16%	10.04%
Value of Std Investment of ₹ 10,000	NA	13922	10979	11004

Past performance may or may not be sustained in future. The above performance is of Regular Plan - Growth Option. Kindly note that different plans have different expense structure. Load and Taxes are not considered for computation of returns. When scheme/additional benchmark returns are not available, they have not been shown. Total Schemes Co-Managed by Fund Managers is 2. Total Schemes managed by Mr. Bhupesh Bameta is 11. Total Schemes managed by Mr. Dhaval Joshi is 47. Refer annexure on page no. 169-170 to know more on performance of schemes managed by Fund Managers. Note: The exit load (if any) rate levied at the time of redemption/switch-out of units will be the rate prevailing at the time of allotment of the corresponding units. Customers may request for a separate Exit Load Applicability Report by calling our toll free numbers 1800-270-7000 or from any of our Investor Service Centers.



### Rating Profile of Portfolio



### NAV of Plans / Options (₹)

	Regular Plan	Direct Plan
<b>Growth</b>	108.4478	115.8849
<b>Quarterly IDCW<sup>§</sup>:</b>	13.3925	14.2462
<b>IDCW<sup>§</sup>:</b>	12.5410	13.2439

<sup>§</sup>Income Distribution cum capital withdrawal

An open ended debt scheme investing in government securities across maturity. A relatively high interest rate risk and relatively low credit risk.



### Fund Details

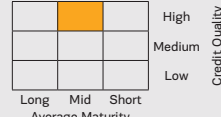
#### Investment Objective

An Open - ended government securities scheme with the objective to generate income and capital appreciation through Investment Objective investments exclusively in Government Securities.

#### Fund Category

Gilt Fund

#### Investment Style



#### Fund Manager

Mr. Bhupesh Bameta & Mr. Dhaval Joshi

#### Date of Allotment

October 11, 1999

#### Benchmark

NIFTY All Duration G-Sec Index

#### Managing Fund Since

August 06, 2020 & November 21, 2022

#### Experience in Managing the Fund

2.8 years & 0.5 Years

#### Load Structure (as % of NAV) (Incl. for SIP)

Entry Load	Nil
Exit Load	Nil

#### AUM

Monthly Average AUM	₹ 1454.62	Crores
AUM as on last day	₹ 1437.58	Crores

#### Total Expense Ratio (TER)

Regular	0.94%
Direct	0.29%

Including additional expenses and goods and service tax on management fees.

#### SIP

Monthly: Minimum ₹ 1,000/-

#### Other Parameters

Modified Duration	4.03 years
Average Maturity	5.28 years
Yield to Maturity	7.00%
Macaulay Duration	4.17 years

#### Application Amount for fresh subscription

₹ 1,000 (plus in multiples of ₹ 1)

#### Min. Addl. Investment

₹ 1,000 (plus in multiples of ₹ 1)

## PORTFOLIO

Issuer	% to Net Assets	Rating
<b>Government Bond</b>	<b>79.62%</b>	
7.26% GOVERNMENT OF INDIA 06FEB33	19.84%	SOV
7.10% GOVERNMENT OF INDIA 18APR29	15.04%	SOV
7.06% GOI 10APR28	9.19%	SOV
7.38% GOI 20JUN2027	8.48%	SOV
7.17% GOVERNMENT OF INDIA 18APR30	6.50%	SOV
7.59% GOI(MD 11/01/2026)	6.47%	SOV
5.74% GOI 15NOV2026	4.84%	SOV
6.97% GOI (MD 06/09/2026)	2.79%	SOV
8.15% GOI (MD 24/11/2026)	1.80%	SOV
GOI 07.41% 19DEC2036	1.54%	SOV
8.33% GOI (MD 09/07/2026)	1.45%	SOV
4.70% INDIA GOVT BOND 22SEP2033 FRB	0.69%	SOV
7.72% GOI (MD 25/05/2025)	0.35%	SOV
5.63% GOI 12APR2026	0.31%	SOV
GOI 08.28% 21SEP27	0.15%	SOV
7.17% GOI (MD 08/01/2028)	0.13%	SOV
GOI 08.26% 02AUG2027	0.05%	SOV
8.30% GOI (MD 02/07/2040)	0.00%	SOV
<b>State Government Bond</b>	<b>5.33%</b>	

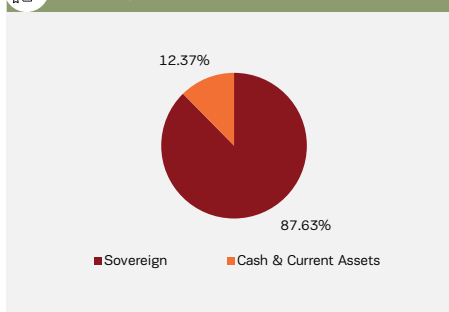
Issuer	% to Net Assets	Rating
7.72% MAHARASHTRA 23MAR2032 SDL	1.28%	SOV
8.27% TAMILNADU 23DEC2025 SDL	0.71%	SOV
KARNATAKA SDL 08.14% 13NOV25	0.71%	SOV
7.96% Maharashtra SDL (14/10/2025)	0.71%	SOV
7.79% UTTAR PRADESH 29MAR33 SDL	0.36%	SOV
TAMIL NADU 08.24% 09SEP25 SDL	0.36%	SOV
7.62% GUJARAT 01NOV2027 SDL	0.35%	SOV
5.75% TAMIL NADU 27MAY2025 SDL	0.34%	SOV
7.77% RAJASTHAN 23MAR2033 SDL	0.22%	SOV
8.38% HARYANA 27JAN26 SDL	0.18%	SOV
7.81% UTTAR PRADESH 29MAR34 SDL	0.06%	SOV
8.35% JHARKHAND 12DEC28 SDL	0.03%	SOV
8.17% TAMIL NADU 26NOV2025 SDL	0.02%	SOV
<b>Cash Management Bills</b>	<b>2.68%</b>	
Government of India	1.36%	SOV
Government of India	0.56%	SOV
Government of India	0.42%	SOV
Government of India	0.33%	SOV
<b>Cash &amp; Current Assets</b>	<b>12.37%</b>	
<b>Total Net Assets</b>	<b>100.00%</b>	

#### Investment Performance

	Since Inception	5 Years	3 Years	1 Year
Inception - Oct 11, 1999				
Aditya Birla Sun Life Government Securities Fund	8.56%	7.81%	4.23%	7.68%
Value of Std Investment of ₹ 10,000	69716	14569	11325	10768
Benchmark - NIFTY All Duration G-Sec Index	NA	8.23%	4.74%	10.38%
Value of Std Investment of ₹ 10,000	NA	14856	11494	11038
Additional Benchmark - CRISIL 10 Year Gilt Index	NA	6.84%	3.16%	10.04%
Value of Std Investment of ₹ 10,000	NA	13922	10979	11004

Past performance may or may not be sustained in future. The above performance is of Regular Plan - Growth Option. Kindly note that different plans have different expense structure. Load and Taxes are not considered for computation of returns. When scheme/additional benchmark returns are not available, they have not been shown. Total Schemes Co-Managed by Fund Managers is 2. Total Schemes managed by Mr. Bhupesh Bameta is 11. Total Schemes managed by Mr. Dhaval Joshi is 47. Refer annexure on page no. 169-170 to know more on performance of schemes managed by Fund Managers. Note: The exit load (if any) rate levied at the time of redemption/switch-out of units will be the rate prevailing at the time of allotment of the corresponding units. Customers may request for a separate Exit Load Applicability Report by calling our toll free numbers 1800-270-7000 or from any of our Investor Service Centers.

#### Rating Profile of Portfolio



#### NAV of Plans / Options (₹)

	Regular Plan	Direct Plan
Growth	69.7157	73.9023
Quarterly IDCW*	11.2868	11.8689

\*Income Distribution cum capital withdrawal



### Fund Details

#### Investment Objective

The primary investment objective of the Scheme is income generation and capital appreciation for its investors which will be in line with their retirement goals by investing in a mix of equity, equity related instruments along with debt and money market instruments. The Scheme does not guarantee/indicate any returns. There can be no assurance that the schemes' objectives will be achieved.

#### Fund Manager

Mr. Harshil Suvarnkar, Mr. Dhaval Shah & Mr. Dhaval Joshi

#### Date of Allotment

March 11, 2019

#### Benchmark

CRISIL Short Term Bond Index

#### Managing Fund Since

March 22, 2021, December 28, 2021 & November 21, 2022

#### Experience in Managing the Fund

2.2 years, 1.4 years & 0.5 Years

#### Fund Category

Retirement Fund (Solution Oriented Fund)

#### Load Structure (as % of NAV) (Incl. for SIP)

Entry Load	Nil
Exit Load	Nil
	Upon completion of lock-in period of minimum 5 years from the date of allotment of units or Retirement Age of Unit holder (i.e. completion of 60 years, whichever is earlier):

#### AUM

Monthly Average AUM	₹ 25.84	Crores
AUM as on last day	₹ 25.52	Crores

#### Total Expense Ratio (TER)

Regular	2.09%
Direct	0.85%
Including additional expenses and goods and service tax on management fees.	

#### SIP

Monthly: Minimum ₹ 500/-



#### Other Parameters

Modified Duration	3.20 years
Average Maturity	4.04 years
Yield to Maturity	7.21%
Macaulay Duration	3.33 years
Portfolio Turnover	0.32
50s Plus Debt Plan	

#### Application Amount for fresh subscription

₹ 1,000 (plus in multiples of ₹ 1)

#### Min. Addl. Investment

₹ 1,000 (plus in multiples of ₹ 1)

## PORTFOLIO

Issuer	% to Net Assets	Rating
<b>Government Bond</b>	<b>61.65%</b>	
7.27% GOI 08APR26	29.40%	SOV
7.38% GOI 20JUN2027	11.94%	SOV
6.57% GOI (MD 05/12/2033)	11.34%	SOV
7.59% GOI(MD 11/01/2026)	5.98%	SOV
7.26% GOVERNMENT OF INDIA 06FEB33	2.99%	SOV
<b>Fixed rates bonds - Corporate</b>	<b>20.61%</b>	
Summit Digital Infrastructure Private Limited	9.47%	CRISIL AAA
REC Limited	7.08%	ICRA AAA
Housing Development Finance Corporation Limited	4.06%	CRISIL AAA
<b>Cash Management Bills</b>	<b>8.33%</b>	
Government of India	7.30%	SOV

Issuer	% to Net Assets	Rating
Government of India	0.71%	SOV
Government of India	0.33%	SOV
<b>Money Market Instruments</b>	<b>3.66%</b>	
Axis Bank Limited	3.66%	ICRA A1+
<b>State Government Bond</b>	<b>3.01%</b>	
7.25% MAHARASHTRA 28DEC2026 SDL	0.98%	SOV
7.98% UTTAR PRADESH 14OCT2025 SDL	0.95%	SOV
HARYANA 08.21% 31MAR2026 SDL	0.80%	SOV
MAHARASHTRA SDL 08.26% 12AUG25	0.20%	SOV
8.59% KARNATAKA 06NOV2025 SDL	0.08%	SOV
<b>Cash &amp; Current Assets</b>	<b>2.72%</b>	
<b>Total Net Assets</b>	<b>100.00%</b>	

#### Investment Performance

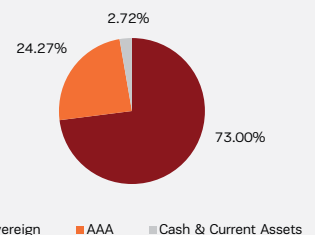
NAV as on May 31, 2023: ₹ 11.7425

	Since Inception	5 Years	3 Years	1 Year
Inception - March 11, 2019				
Aditya Birla Sun Life Retirement Fund -The 50s Plus Debt Plan	3.88%	NA	2.85%	5.50%
Value of Std Investment of ₹ 10,000	11743	NA	10882	10550
Benchmark - CRISIL Short Term Bond Index	6.96%	NA	5.55%	7.00%
Value of Std Investment of ₹ 10,000	13290	NA	11763	10700
Additional Benchmark - CRISIL 10 Year Gilt Index	6.17%	NA	3.16%	10.04%
Value of Std Investment of ₹ 10,000	12877	NA	10979	11004

Past performance may or may not be sustained in future. The above performance is of Regular Plan - Growth Option. Kindly note that different plans have different expense structure. Load and Taxes are not considered for computation of returns. Whenscheme/additional benchmark returns are not available, they have not been shown. Total Schemes Co-Managed by Fund Managers is 1. Total Schemes managed by Mr. Dhaval Shah is 3. Total Schemes managed by Mr. Harshil Suvarnkar is 13. Total Schemes managed by Mr. Dhaval Joshi is 47. Refer annexure on page no. 169-170 to know more on performance of schemes managed by Fund Managers.

Note: The exit load (if any) rate levied at the time of redemption/switch-out of units will be the rate prevailing at the time of allotment of the corresponding units. Customers may request for a separate Exit Load Applicability Report by calling our toll free numbers 1800-270-7000 or from any of our Investor Service Centers.

#### Rating Profile of Portfolio



#### NAV of Plans / Options (₹)

	Regular Plan	Direct Plan
Growth	11.7425	12.4357
IDCW*	11.7433	12.4357

\*Income Distribution cum capital withdrawal

An open ended debt scheme investing in instruments with Macaulay duration greater than 7 years. A relatively high interest rate risk and relatively low credit risk.



### Fund Details

#### Investment Objective

The primary investment objective of the scheme is to generate optimal returns while maintaining balance of yield, safety and liquidity. This income may be complemented by capital appreciation of the portfolio. Accordingly, investments shall be made in Debt & Money Market Instruments. The Scheme does not guarantee/indicate any returns. There can be no assurance that the schemes' objectives will be achieved.

#### Fund Manager

Mr. Harshil Suvamkar, Mr. Dhaval Joshi & Mr. Bhupesh Bameta

#### Date of Allotment

August 08, 2022

#### Benchmark

NIFTY Long Duration Debt Index A-III

#### Managing Fund Since

August 08, 2022, November 21, 2022 & January 25, 2023

#### Experience in Managing the Fund

0.8 Years, 0.5 Years & 0.4 Years

#### Fund Category

Long Duration Fund

#### Investment Style



#### Load Structure (as % of NAV) (Incl. for SIP)

Entry Load	Nil
Exit Load	Nil

#### AUM

Monthly Average AUM	₹ 67.12	Crores
AUM as on last day	₹ 67.84	Crores

#### Total Expense Ratio (TER)

Regular	1.07%
Direct	0.41%

Including additional expenses and goods and service tax on management fees.

#### SIP

Monthly: Minimum ₹ 100/-



For quick transaction, generate your exclusive ABSLMF PARTNER EASYLINK

CLICK HERE



INVEST NOW

#### Other Parameters

Modified Duration	6.71 years
Average Maturity	9.70 years
Yield to Maturity	7.29%
Macaulay Duration	6.97 years

#### Application Amount for fresh subscription

₹ 100 (plus in multiples of ₹ 1)

#### Min. Addl. Investment

₹ 100 (plus in multiples of ₹ 1)

## PORTFOLIO

Issuer	% to Net Assets	Rating
<b>Government Bond</b>	<b>57.53%</b>	
7.26% GOI 22AUG2032	40.06%	SOV
7.26% GOVERNMENT OF INDIA 06FEB33	11.86%	SOV
7.54% GOVERNMENT OF INDIA 23MAY2036 GSEC	5.61%	SOV
<b>State Government Bond</b>	<b>31.40%</b>	
7.79% UTTAR PRADESH 29MAR33 SDL	22.93%	SOV
7.81% UTTAR PRADESH 29MAR34 SDL	7.62%	SOV
7.77% HARYANA 29MAR2033 SDL	0.54%	SOV
7.65% TAMIL NADU 25JAN2033 SDL	0.18%	SOV

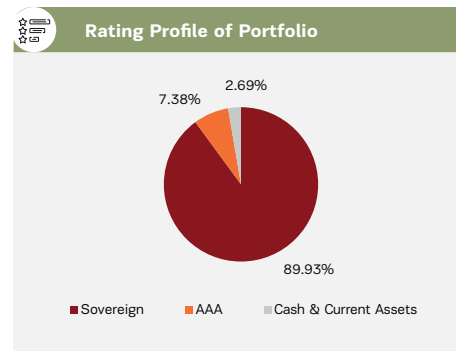
Issuer	% to Net Assets	Rating
7.64% MAHARASHTRA 28SEP2032 SDL	0.09%	SOV
7.72% MAHARASHTRA 23MAR2032 SDL	0.05%	SOV
<b>Fixed rates bonds - Corporate</b>	<b>7.38%</b>	
LIC Housing Finance Limited	7.38%	CRISIL AAA
<b>Cash Management Bills</b>	<b>1.00%</b>	
Government of India	0.51%	SOV
Government of India	0.49%	SOV
<b>Cash &amp; Current Assets</b>	<b>2.69%</b>	
<b>Total Net Assets</b>	<b>100.00%</b>	

Investment Performance	NAV as on May 31, 2023: ₹ 10.8998			
	Since Inception	5 Years	3 Years	6 Months
Inception - Aug 08, 2022				
Aditya Birla Sun Life Long Duration Fund	11.10%	NA	NA	10.90%
Value of Std Investment of ₹ 10,000	10891	NA	NA	10529
Benchmark - NIFTY Long Duration Debt Index A-III	11.79%	NA	NA	11.43%
Value of Std Investment of ₹ 10,000	10946	NA	NA	10555
Additional Benchmark - CRISIL 10 Year Gilt Index	9.85%	NA	NA	11.19%
Value of Std Investment of ₹ 10,000	10792	NA	NA	10543

Past performance may or may not be sustained in future. The above performance is of Regular Plan - Growth Option. Kindly note that different plans have different expense structure. Load and Taxes are not considered for computation of returns. When scheme/additional benchmark returns are not available, they have not been shown. Total Schemes Co-Managed by Fund Managers is 1. Total Schemes managed by Mr. Harshil Suvamkar is 13. Total Schemes managed by Mr. Dhaval Joshi is 47. Total Schemes managed by Mr. Bhupesh Bameta is 11. Refer annexure on page no. 169-170 to know more on performance of schemes managed by Fund Managers.

Note: The exit load (if any) rate levied at the time of redemption/switch-out of units will be the rate prevailing at the time of allotment of the corresponding units. Customers may request for a separate Exit Load Applicability Report by calling our toll free numbers 1800-270-7000 or from any of our Investor Service Centers.

Simple annualized returns have been provided since scheme has completed more than 6 months but less than 1 year.



#### NAV of Plans / Options (₹)

	Regular Plan	Direct Plan
Growth	10.8998	10.9531
IDCW <sup>s</sup>	10.8944	10.9531

<sup>s</sup>Income Distribution cum capital withdrawal



An open ended Target Maturity Index Fund tracking the CRISIL IBX AAA Index – June 2023. A moderate interest rate risk and relatively low credit risk.

### Fund Details

#### Investment Objective

The investment objective of the Scheme is to generate returns corresponding to the total returns of the securities as represented by the CRISIL IBX AAA Index – June 2023 before expenses, subject to tracking errors. The Scheme does not guarantee/indicate any returns. There can be no assurance that the objective of the Scheme will be achieved.

#### Fund Manager

Mr. Harshil Suvamkar & Mr. Sanjay Godambe

#### Date of Allotment

February 22, 2022

#### Benchmark

CRISIL IBX AAA Index – June 2023

#### Managing Fund Since

February 22, 2022

#### Experience in Managing the Fund

1.3 Years

#### Tracking Error

Regular	0.14%
Direct	0.14%

#### Fund Category

Index Funds (Debt)

#### Load Structure (as % of NAV) (Incl. for SIP)

Entry Load	Nil
Exit Load	Nil

#### AUM

Monthly Average AUM	₹ 2503.33	Crores
AUM as on last day	₹ 2426.14	Crores

#### Total Expense Ratio (TER)

Regular	0.30%
Direct	0.10%
Including additional expenses and goods and service tax on management fees.	

#### SIP

Monthly: Minimum ₹ 500/-



#### Other Parameters

Modified Duration	0.05 years
Average Maturity	0.05 years
Yield to Maturity	6.89%
Macaulay Duration	0.05 years

#### Application Amount for fresh subscription

₹ 500 (plus in multiples of ₹ 1)

#### Min. Addl. Investment

₹ 500 (plus in multiples of ₹ 1)

## PORTFOLIO

Issuer	% to Net Assets	Rating
<b>Money Market Instruments</b>	<b>50.10%</b>	
National Bank For Agriculture and Rural Development	9.26%	ICRA A1+
L&T Finance Limited	7.78%	ICRA A1+
Larsen & Toubro Limited	7.17%	ICRA A1+
Export Import Bank of India	4.11%	ICRA A1+
National Bank For Agriculture and Rural Development	4.10%	ICRA A1+
Canara Bank	3.09%	CRISIL A1+
Aditya Birla Finance Limited	2.47%	ICRA A1+
Axis Bank Limited	1.65%	ICRA A1+
Axis Bank Limited	1.03%	ICRA A1+
L&T Finance Limited	1.03%	ICRA A1+
ICICI Securities Limited	1.03%	ICRA A1+
Small Industries Development Bank of India	1.03%	CRISIL A1+
Axis Bank Limited	1.03%	ICRA A1+
National Bank For Agriculture and Rural Development	1.03%	ICRA A1+
Kotak Mahindra Investments Limited	1.03%	ICRA A1+
ICICI Bank Limited	1.03%	ICRA A1+
Axis Bank Limited	0.82%	ICRA A1+
LIC Housing Finance Limited	0.62%	ICRA A1+

Issuer	% to Net Assets	Rating
Small Industries Development Bank of India	0.62%	CRISIL A1+
HDFC Bank Limited	0.21%	CARE A1+
<b>Fixed rates bonds - Corporate</b>	<b>46.26%</b>	
Sikka Ports and Terminals Limited	9.44%	CRISIL AAA
Housing Development Finance Corporation Limited	6.18%	ICRA AAA
REC Limited	5.98%	ICRA AAA
Power Finance Corporation Limited	5.46%	ICRA AAA
Sikka Ports and Terminals Limited	5.24%	CRISIL AAA
Jamnagar Utilities & Power Private Limited	4.95%	CRISIL AAA
LIC Housing Finance Limited	3.29%	CRISIL AAA
Housing & Urban Development Corporation Limited	2.84%	ICRA AAA
Power Grid Corporation of India Limited	1.65%	ICRA AAA
HDB Financial Services Limited	0.82%	CRISIL AAA
LIC Housing Finance Limited	0.41%	CARE AAA
<b>State Government Bond</b>	<b>0.41%</b>	
7.77% TAMIL NADU 19JUN2023 SDL	0.21%	SOV
GUJARAT 07.77% 19JUN23 SDL	0.19%	SOV
<b>Cash &amp; Current Assets</b>	<b>3.23%</b>	
<b>Total Net Assets</b>	<b>100.00%</b>	

An open ended Target Maturity Index Fund tracking the CRISIL IBX AAA Index – June 2023. A moderate interest rate risk and relatively low credit risk.



### Investment Performance

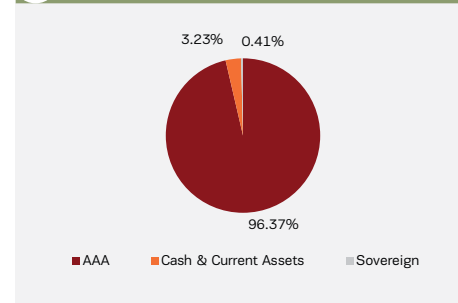
NAV as on May 31, 2023: ₹ 10.6306

Inception - February 22, 2022	Since Inception	5 Years	3 Years	1 Year
Aditya Birla Sun Life CRISIL IBX AAA Jun 2023 Index Fund	4.94%	NA	NA	6.24%
Value of Std Investment of ₹ 10,000	10631	NA	NA	10624
Benchmark - CRISIL IBX AAA Index – June 2023	5.23%	NA	NA	6.52%
Value of Std Investment of ₹ 10,000	10667	NA	NA	10652
Additional Benchmark - CRISIL 1 Year TBill Index	5.08%	NA	NA	6.26%
Value of Std Investment of ₹ 10,000	10648	NA	NA	10626

Past performance may or may not be sustained in future. The above performance is of Regular Plan - Growth Option. Kindly note that different plans have different expense structure. Load and Taxes are not considered for computation of returns. When scheme/ additional benchmark returns are not available, they have not been shown. Total Schemes Co-Managed by Fund Managers is 2. Total Schemes managed by Mr. Harshil Survankar is 13. Total Schemes managed by Mr. Sanjay Godambe is 8. Refer annexure on page no. 169-170 to know more on performance of schemes managed by Fund Managers.  
 \*Standard deviation of daily tracking difference computed for a 1 year horizon. If the fund is non-existent for 1 year then since inception returns are considered.  
 Note: The exit load (if any) rate levied at the time of redemption/switch-out of units will be the rate prevailing at the time of allotment of the corresponding units. Customers may request for a separate Exit Load Applicability Report by calling our toll free numbers 1800-270- 7000 or from any of our Investor Service Centers



### Rating Profile of Portfolio



### NAV of Plans / Options (₹)

	Regular Plan	Direct Plan
Growth	10.6306	10.6582
IDCW <sup>6</sup> :	10.6316	10.6585

<sup>6</sup>Income Distribution cum capital withdrawal

Tracking Differences	Regular	Direct
1 Year (%)	-0.28	-0.06
3 Years (%)	-	-
5 Years (%)	-	-
10 Years (%)	-	-
Since Launch (%)	-0.28	-0.06





An open ended Target Maturity Index Fund tracking the CRISIL IBX 60:40 SDL + AAA PSU Index – April 2025. A moderate interest rate risk and relatively low credit risk.

### Fund Details

#### Investment Objective

The investment objective of the Scheme is to generate returns corresponding to the total returns of the securities as represented by the CRISIL IBX 60:40 SDL + AAA PSU Index – April 2025 before expenses, subject to tracking errors. The Scheme does not guarantee/indicate any returns. There can be no assurance that the objective of the Scheme will be achieved

#### Fund Manager

Mr. Mohit Sharma

#### Date of Allotment

March 30, 2022

#### Benchmark

CRISIL IBX 60:40 SDL + AAA PSU Index – April 2025

#### Managing Fund Since

March 30, 2022

#### Experience in Managing the Fund

1.2 Years

#### Tracking Error

Regular	0.39%
Direct	0.39%

#### Fund Category

Index Funds (Debt)

#### Load Structure (as % of NAV) (Incl. for SIP)

Entry Load	Nil
Exit Load	Nil

#### AUM

Monthly Average AUM	₹ 180.95	Crores
AUM as on last day	₹ 181.74	Crores

#### Total Expense Ratio (TER)

Regular	0.36%
Direct	0.21%

Including additional expenses and goods and service tax on management fees.

#### SIP

Monthly: Minimum ₹ 500/-



#### Other Parameters

Modified Duration	1.54 years
Average Maturity	1.71 years
Yield to Maturity	7.27%
Macaulay Duration	1.61 years

#### Application Amount for fresh subscription

₹ 500 (plus in multiples of ₹ 1)

#### Min. Addl. Investment

₹ 500 (plus in multiples of ₹ 1)

## PORTFOLIO

Issuer	% to Net Assets	Rating
<b>State Government Bond</b>	<b>59.54%</b>	
6.03% RAJASTHAN 11MAR2025 SDL	8.11%	SOV
6.69% MADHYA PRADESH 17MAR25 SDL	6.62%	SOV
8.05% HARYANA 25FEB2025 SDL	6.14%	SOV
8.08% UTTAR PRADESH 25FEB25 SDL	5.59%	SOV
KARNATAKA 8.06% 11FEB25 SDL	5.59%	SOV
8.07% TAMIL NADU 28JAN25 SDL	5.59%	SOV
8.09% ANDHRA PRADESH 28JAN2025 SDL	5.58%	SOV
8.06% MAHARASHTRA 11FEB2025 SDL	5.47%	SOV
8.08% HARYANA 28JAN2025 SDL	3.91%	SOV
8.06% ANDHRA PRADESH 25FEB25 SDL	1.68%	SOV
8.04% HARYANA 25MAR2025 SDL	1.40%	SOV
8.05% MAHARASHTRA 28JAN2025 SDL	0.84%	SOV
8.08% WEST BENGAL 29APR2025 SDL	0.56%	SOV
8.08% BIHAR 28JAN2025 SDL	0.56%	SOV
8.10% UTTAR PRADESH 28JAN2025 SDL	0.52%	SOV
8.10% ANDHRA PRADESH 11MAR2025 SDL	0.28%	SOV

Issuer	% to Net Assets	Rating
8.12% TELANGANA 11MAR2025 SDL	0.28%	SOV
GUJARAT 8.05% 25FEB25 SDL	0.28%	SOV
8.08% MADHYA PRADESH 11FEB2025 SDL	0.28%	SOV
KARNATAKA 8.05% 25FEB25 SDL	0.28%	SOV
<b>Fixed rates bonds - Corporate</b>	<b>35.41%</b>	
National Bank For Agriculture and Rural Development	13.29%	ICRA AAA
Small Industries Development Bank of India	8.01%	ICRA AAA
REC Limited	5.58%	CRISIL AAA
REC Limited	2.79%	ICRA AAA
Small Industries Development Bank of India	2.67%	CARE AAA
Power Grid Corporation of India Limited	2.23%	ICRA AAA
Export Import Bank of India	0.84%	CRISIL AAA
<b>Cash Management Bills</b>	<b>1.73%</b>	
Government of India	1.29%	SOV
Government of India	0.29%	SOV
Government of India	0.15%	SOV
<b>Cash &amp; Current Assets</b>	<b>3.32%</b>	
<b>Total Net Assets</b>	<b>100.00%</b>	



#### Investment Performance

NAV as on May 31, 2023: ₹ 10.4527

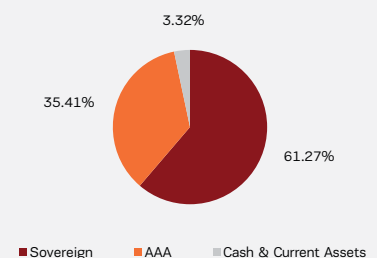
Inception - March 30, 2022	Since Inception	5 Years	3 Years	1 Year
Aditya Birla Sun Life CRISIL IBX 60:40 SDL + AAA PSU - Apr 2025 Index Fund	3.86%	NA	NA	6.70%
Value of Std Investment of ₹ 10,000	10453	NA	NA	10670
Benchmark - CRISIL IBX 60:40 SDL + AAA PSU Index – April 2025	4.13%	NA	NA	7.04%
Value of Std Investment of ₹ 10,000	10485	NA	NA	10704
Additional Benchmark - CRISIL 10 Year Gilt Index	5.58%	NA	NA	10.04%
Value of Std Investment of ₹ 10,000	10656	NA	NA	11004

Past performance may or may not be sustained in future. The above performance is of Regular Plan - Growth Option. Kindly note that different plans have different expense structure. Load and Taxes are not considered for computation of returns. When scheme additional benchmark returns are not available, they have not been shown. Total Schemes managed by Mr. Mohit Sharma is 20. Refer annexure on page no. 169-170 to know more on performance of schemes managed by Fund Managers. \*Standard deviation of daily tracking difference computed for a 1 year horizon. If the fund is non-existent for 1 year then since inception returns are considered.

Note: The exit load (if any) rate levied at the time of redemption/switch-out of units will be the rate prevailing at the time of allotment of the corresponding units. Customers may request for a separate Exit Load Applicability Report by calling our toll free numbers 1800-270- 7000 or from any of our Investor Service Centers.



#### Rating Profile of Portfolio



#### NAV of Plans / Options (₹)

	Regular Plan	Direct Plan
Growth	10.4527	10.4711
IDCW <sup>3</sup> :	10.4527	10.4720

#### Tracking Differences

	Regular	Direct
1 Year (%)	-0.34	-0.18
3 Years (%)	-	-
5 Years (%)	-	-
10 Years (%)	-	-
Since Launch (%)	-0.25	-0.09

<sup>3</sup>Income Distribution cum capital withdrawal





An open ended scheme tracking the Nifty SDL Plus PSU Bond Sep 2026 60:40 Index A relatively high interest rate risk and relatively low credit risk

### Fund Details

#### Investment Objective

The investment objective of the scheme is to track the Nifty SDL Plus PSU Bond Sep 2026 60:40 Index by investing in PSU Bonds and SDLs, maturing on or before September 2026, subject to tracking errors. The Scheme does not guarantee/indicate any returns. There can be no assurance that the schemes' objectives will be achieved.

#### Fund Manager

Mr. Mohit Sharma

#### Date of Allotment

September 24, 2021

#### Benchmark

Nifty SDL Plus PSU Bond Sep 2026 60:40 Index

#### Managing Fund Since

September 24, 2021

#### Experience in Managing the Fund

1.7 Years

#### Tracking Error

Regular	0.84%
Direct	0.84%

#### Fund Category

Index Funds (Debt)

#### Load Structure (as % of NAV) (Incl. for SIP)

Entry Load	Nil
Exit Load	Nil

#### AUM

Monthly Average AUM	₹ 10580.50	Crores
AUM as on last day	₹ 10556.06	Crores

#### Total Expense Ratio (TER)

Regular	0.35%
Direct	0.19%

Including additional expenses and goods and service tax on management fees.

#### SIP

Monthly: Minimum ₹ 500/-



INVEST NOW

#### Other Parameters

Modified Duration	2.54 years
Average Maturity	2.97 years
Yield to Maturity	7.31%
Macaulay Duration	2.67 years

#### Application Amount for fresh subscription

₹ 500 (plus in multiples of ₹ 1)

#### Min. Addl. Investment

₹ 500 (plus in multiples of ₹ 1)

## PORTFOLIO

Issuer	% to Net Assets	Rating
<b>State Government Bond</b>	<b>52.57%</b>	
7.49% GUJARAT 28SEP2026 SDL	4.16%	SOV
7.84% TAMIL NADU 13JUL2026 SDL	3.85%	SOV
7.37% MAHARASHTRA 14SEP2026 SDL	3.59%	SOV
8.28% KARNATAKA 06MAR2026 SDL	1.90%	SOV
7.38% MADHYA PRADESH 14SEP2026 SDL	1.75%	SOV
6.24% MAHARASHTRA 11AUG26 SDL	1.43%	SOV
7.86% UTTAR PRADESH 13JUL26 SDL	1.42%	SOV
7.85% ANDHRA PRADESH 13JUL2026 SDL	1.32%	SOV
8.08% UTTAR PRADESH 15JUN2026 SDL	1.26%	SOV
7.84% MAHARASHTRA 13JUL2026 SDL	1.25%	SOV
8.82% BIHAR 24FEB2026 SDL	1.18%	SOV
7.59% KERALA 24AUG2026 SDL	1.13%	SOV
8.67% KARNATAKA 24FEB26 SDL	1.13%	SOV
8.54% BIHAR 10FEB2026 SDL	1.08%	SOV
7.38% RAJASTHAN 14SEP2026 SDL	1.05%	SOV
8.60% BIHAR 09MAR2026 SDL	1.03%	SOV
6.20% RAJASTHAN 02FEB26 SDL	0.93%	SOV
8.82% JHARKHAND 24FEB2026 SDL	0.83%	SOV
7.62% MADHYA PRADESH 09AUG2026 SDL	0.79%	SOV
8.07% RAJASTHAN 15JUN2026 SDL	0.78%	SOV
7.96% MAHARASHTRA 29JUN2026 SDL	0.77%	SOV
8.72% TAMIL NADU 19SEP2026 SDL	0.76%	SOV
8.07% KERALA 15JUN2026 SDL	0.73%	SOV
7.17% RAJASTHAN 28SEP2026 SDL	0.71%	SOV
8.02% UTTAR PRADESH 25MAY2026 SDL	0.68%	SOV
8.53% TELANGANA 09MAR2026 SDL	0.66%	SOV
8.51% HARYANA 10FEB2026 SDL	0.64%	SOV
8.69% KERALA 24FEB2026 SDL	0.59%	SOV
GUJARAT 08.27% 13JAN2026 SDL	0.58%	SOV
8.09 ANDHRA PRADESH 15JUN26 SDL	0.58%	SOV
GUJARAT 07.83% 13JUL2026 SDL	0.58%	SOV
8.38% HARYANA 27JAN26 SDL	0.54%	SOV
7.16% MADHYA PRADESH 28SEP26 SDL	0.53%	SOV
7.19% UTTAR PRADESH 28SEP2026 SDL	0.52%	SOV
7.39% UTTARAKHAND 14SEP2026 SDL	0.51%	SOV
7.37% TAMIL NADU 14SEP2026 SDL	0.50%	SOV
8.72% ANDHRA PRADESH 24FEB2026 SDL	0.49%	SOV

Issuer	% to Net Assets	Rating
8.27% TAMIL NADU 13JAN2026 SDL	0.49%	SOV
8.05% GUJARAT 15JUN2026 SDL	0.49%	SOV
7.62% TAMIL NADU 09AUG2026 SDL	0.48%	SOV
6.18% GUJARAT 31MAR2026 SDL	0.46%	SOV
6.27% RAJASTHAN 20JUL2026 SDL	0.46%	SOV
5.82% BIHAR 20JAN2026 SDL	0.46%	SOV
7.99% UTTAR PRADESH 29JUN2026 SDL	0.44%	SOV
6.39% ANDHRA PRADESH 20MAY2026 SDL	0.42%	SOV
6.10% RAJASTHAN 25MAY2026 SDL	0.41%	SOV
8.42% JHARKHAND 27JAN2026 SDL	0.39%	SOV
7.39% TELANGANA 14SEP2026 SDL	0.38%	SOV
7.98% GUJARAT 11MAY26 SDL	0.35%	SOV
6.72% TELANGANA 22APR2026 SDL	0.33%	SOV
6.05% RAJASTHAN 16JUN2026 SDL	0.32%	SOV
8.49% KERALA 10FEB2026 SDL	0.29%	SOV
8.07% TAMIL NADU 15JUN2026 SDL	0.27%	SOV
7.16% MAHARASHTRA 28SEP2026 SDL	0.24%	SOV
7.02% GUJARAT 28AUG2026 SDL	0.24%	SOV
7.58% UTTAR PRADESH 24AUG2026 SDL	0.22%	SOV
5.96% PUDUCHERRY 29SEP2026 SDL	0.22%	SOV
8.16% KARNATAKA 26NOV2025 SDL	0.19%	SOV
7.98% KERALA 11MAY2026 SDL	0.17%	SOV
8.53% UTTAR PRADESH 10FEB26 SDL	0.15%	SOV
7.63% ANDHRA PRADESH 09AUG2026 SDL	0.14%	SOV
7.62% TELANGANA 09AUG2026 SDL	0.14%	SOV
7.39% UTTAR PRADESH 14SEP2026 SDL	0.12%	SOV
7.98% GUJARAT 25MAY2026 SDL	0.11%	SOV
8.53% KERALA 09MAR2026 SDL	0.10%	SOV
8.42% KERALA 27JAN2026 SDL	0.10%	SOV
8.39% UTTAR PRADESH 27JAN2026 SDL	0.10%	SOV
8.38% ODISHA 27JAN2026 SDL	0.10%	SOV
8.27% KARNATAKA 13JAN2026 SDL	0.10%	SOV
MAHARASHTRA 08.08% 15JUN2026 SDL	0.10%	SOV
7.98% HARYANA 29JUN2026 SDL	0.10%	SOV
7.60% GUJARAT 09AUG2026 SDL	0.10%	SOV
7.58% MAHARASHTRA 24AUG2026 SDL	0.10%	SOV
6.70% ANDHRA PRADESH 22APR2026 SDL	0.09%	SOV
7.69% GUJARAT 27JUL2026 SDL	0.09%	SOV





An open ended scheme tracking the Nifty SDL Plus PSU Bond Sep 2026 60:40 Index A relatively high interest rate risk and relatively low credit risk



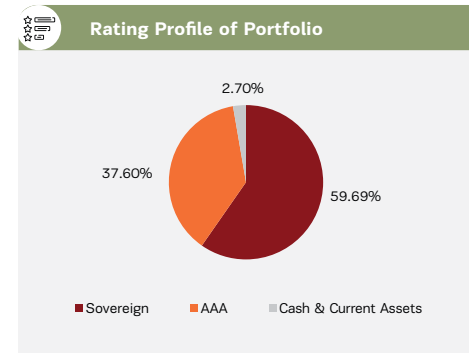
Issuer	% to Net Assets	Rating
8.67% MAHARASHTRA 24FEB2026 SDL	0.05%	SOV
8.51% MAHARASHTRA 09MAR26 SDL	0.05%	SOV
TAMIL NADU 08.49% 10FEB26 SDL	0.05%	SOV
8.39 % MADHYA PRADESH 27JAN2026 SDL	0.05%	SOV
8.39% ANDHRA PRADESH 27JAN2026 SDL	0.05%	SOV
8.38% TAMIL NADU 27JAN2026 SDL	0.05%	SOV
8.34% UTTAR PRADESH 13JAN26 SDL	0.05%	SOV
8.3% MADHYA PRADESH 13JAN2026 SDL	0.05%	SOV
8.06% UTTARAKHAND 15JUN2026 SDL	0.05%	SOV
8.01% TAMIL NADU 11MAY2026 SDL	0.05%	SOV
8.01% ANDHRA PRADESH 25MAY2026 SDL	0.05%	SOV
GUJARAT 08.00% 20APR2026 SDL	0.05%	SOV
8.15% MADHYA PRADESH 13NOV2025 SDL	0.05%	SOV
7.69% MAHARASHTRA 27JUL2026 SDL	0.05%	SOV
7.47% GUJARAT 27OCT2025 SDL	0.05%	SOV
7.18% HARYANA 28SEP2026 SDL	0.05%	SOV
5.72% BIHAR 13JAN2026 SDL	0.05%	SOV
8.08% HARYANA 28JAN2025 SDL	0.03%	SOV
6.69% MADHYA PRADESH 17MAR25 SDL	0.03%	SOV
7.56% GUJARAT 24AUG26 SDL	0.01%	SOV
<b>Fixed rates bonds - Corporate</b>	<b>37.60%</b>	
National Bank For Agriculture and Rural Development	4.28%	CRISIL AAA
National Bank For Agriculture and Rural Development	4.25%	ICRA AAA
Power Finance Corporation Limited	3.06%	ICRA AAA
Export Import Bank of India	2.82%	ICRA AAA
Power Finance Corporation Limited	2.78%	ICRA AAA
Small Industries Development Bank of India	2.16%	ICRA AAA
REC Limited	1.87%	ICRA AAA
REC Limited	1.43%	CARE AAA
Small Industries Development Bank of India	1.41%	ICRA AAA
REC Limited	1.33%	CRISIL AAA
National Bank For Agriculture and Rural Development	1.32%	ICRA AAA
Power Finance Corporation Limited	1.20%	ICRA AAA
Small Industries Development Bank of India	1.18%	ICRA AAA
Power Finance Corporation Limited	1.05%	ICRA AAA

Issuer	% to Net Assets	Rating
REC Limited	1.05%	ICRA AAA
Power Finance Corporation Limited	0.82%	ICRA AAA
National Bank For Agriculture and Rural Development	0.71%	CRISIL AAA
Mangalore Refinery and Petrochemicals Limited	0.69%	CARE AAA
Power Finance Corporation Limited	0.62%	ICRA AAA
REC Limited	0.59%	ICRA AAA
National Bank For Agriculture and Rural Development	0.47%	CRISIL AAA
National Bank For Agriculture and Rural Development	0.47%	ICRA AAA
Small Industries Development Bank of India	0.38%	ICRA AAA
Power Finance Corporation Limited	0.28%	ICRA AAA
REC Limited	0.24%	CRISIL AAA
Power Finance Corporation Limited	0.24%	ICRA AAA
NLC India Limited	0.23%	CRISIL AAA
National Bank For Agriculture and Rural Development	0.23%	ICRA AAA
Small Industries Development Bank of India	0.15%	ICRA AAA
National Bank For Agriculture and Rural Development	0.09%	ICRA AAA
Export Import Bank of India	0.08%	CRISIL AAA
Power Grid Corporation of India Limited	0.06%	ICRA AAA
NHPC Limited	0.04%	ICRA AAA
<b>Government Bond</b>	<b>6.15%</b>	
6.97% GOI (MD 06/09/2026)	2.89%	SOV
5.63% GOI 12APR2026	1.88%	SOV
8.33% GOI (MD 09/07/2026)	1.38%	SOV
<b>Cash Management Bills</b>	<b>0.97%</b>	
Government of India	0.38%	SOV
Government of India	0.16%	SOV
Government of India	0.16%	SOV
Government of India	0.15%	SOV
Government of India	0.08%	SOV
Government of India	0.03%	SOV
Government of India	0.01%	SOV
<b>Cash &amp; Current Assets</b>	<b>2.70%</b>	
<b>Total Net Assets</b>	<b>100.00%</b>	

Investment Performance		NAV as on May 31, 2023: ₹ 10.6341			
<b>Inception - September 24, 2021</b>					
Aditya Birla Sun Life NIFTY SDL Plus PSU Bond Sep 2026 60:40 Index Fund	3.72%	NA	NA	7.55%	
Value of Std Investment of ₹ 10,000	10634	NA	NA	10755	
Benchmark - Nifty SDL Plus PSU Bond Sep 2026 60:40 Index	4.07%	NA	NA	7.85%	
Value of Std Investment of ₹ 10,000	10693	NA	NA	10785	
Additional Benchmark - Nifty SDL Plus PSU Bond Sep 2026 60:40 Index	3.22%	NA	NA	10.04%	
Value of Std Investment of ₹ 10,000	10547	NA	NA	11004	

Past performance may or may not be sustained in future. The above performance is of Regular Plan - Growth Option. Kindly note that different plans have different expense structure. Load and Taxes are not considered for computation of returns. When scheme/additional benchmark returns are not available, they have not been shown. Total Schemes managed by Mr. Mohit Sharma is 20. Refer annexure on page no. 169-170 to know more on performance of schemes managed by Fund Managers.

\*Standard deviation of daily tracking difference computed for a 1 year horizon. If the fund is non-existent for 1 year then since inception returns are considered. Note: The exit load (if any) rate levied at the time of redemption/switch-out of units will be the rate prevailing at the time of allotment of the corresponding units. Customers may request for a separate Exit Load Applicability Report by calling our toll free numbers 1800-270-7000 or from any of our Investor Service Centers.



### NAV of Plans / Options (₹)

	Regular Plan	Direct Plan
Growth	10.6341	10.6629
IDCW <sup>2</sup> :	10.6348	10.6630

<sup>2</sup>Income Distribution cum capital withdrawal

### Tracking Differences

	Regular	Direct
1 Year (%)	-0.30	-0.13
3 Years (%)	-	-
5 Years (%)	-	-
10 Years (%)	-	-
Since Launch (%)	-0.33	-0.16



Fund Details

### Investment Objective

The investment objective of the Scheme is to generate returns corresponding to the total returns of the securities as represented by the Nifty SDL Apr 2027 Index before expenses, subject to tracking errors. The Scheme does not guarantee/indicate any returns. There can be no assurance that the objective of the Scheme will be achieved

### Fund Manager

Mr. Bhupesh Bameta & Mr. Harshil Survankar

### Date of Allotment

January 28, 2022

### Benchmark

Nifty SDL Apr 2027 Index

### Managing Fund Since

January 28, 2022

### Experience in Managing the Fund

1.3 Years

### Tracking Error

Regular	1.05%
Direct	1.05%

### Fund Category

Index Funds (Debt)

### Load Structure (as % of NAV) (Incl. for SIP)

Entry Load	Nil
Exit Load	Nil

### AUM

Monthly Average AUM	₹ 4190.51	Crores
AUM as on last day	₹ 4187.94	Crores

### Total Expense Ratio (TER)

Regular	0.55%
Direct	0.20%

Including additional expenses and goods and service tax on management fees.

### SIP

Monthly: Minimum ₹ 500/-



INVEST NOW

### Other Parameters

Modified Duration	3.01 years
Average Maturity	3.50 years
Yield to Maturity	7.27%
Macaulay Duration	3.12 years

### Application Amount for fresh subscription

₹ 500 (plus in multiples of ₹ 1)

### Min. Addl. Investment

₹ 500 (plus in multiples of ₹ 1)

## PORTFOLIO

Issuer	% to Net Assets	Rating
<b>State Government Bond</b>	<b>90.34%</b>	
8.72% TAMIL NADU 19SEP2026 SDL	3.99%	SOV
7.37% KARNATAKA 09NOV2026 SDL	3.85%	SOV
7.22% KARNATAKA 26OCT2026 SDL	3.72%	SOV
7.62% TAMIL NADU 29MAR2027 SDL	3.63%	SOV
7.39% MAHARASHTRA 09NOV2026 SDL	3.52%	SOV
7.40% TELANGANA 09NOV2026 SDL	3.49%	SOV
7.57% GUJARAT 09NOV2026 SDL	3.38%	SOV
7.62% UTTAR PRADESH 15FEB2027 SDL	3.14%	SOV
7.37% MAHARASHTRA 14SEP2026 SDL	2.79%	SOV
7.22% MAHARASHTRA 26OCT26 SDL	2.51%	SOV
6.85% UTTAR PRADESH 23NOV2026 SDL	2.37%	SOV
KARNATAKA 7.59% 29MAR27 SDL	2.33%	SOV
7.96% MAHARASHTRA 29JUN2026 SDL	2.20%	SOV
7.86% KARNATAKA 15MAR27 SDL	2.19%	SOV
7.59% GUJARAT 15FEB2027 SDL	2.18%	SOV
7.37% RAJASTHAN 09NOV2026 SDL	2.04%	SOV
6.58% GUJARAT 31MAR27 SDL	1.76%	SOV
7.40% MADHYA PRADESH 09NOV2026 SDL	1.68%	SOV
7.07% TAMIL NADU 14DEC2026 SDL	1.67%	SOV
TAMIL NADU 07.39% 09NOV2026 SDL	1.56%	SOV
7.05% GUJARAT 14DEC2026 SDL	1.55%	SOV
7.15% KERALA 11JAN2027 SDL	1.31%	SOV
7.74% TAMIL NADU 01MAR27 SDL	1.21%	SOV
7.49% GUJARAT 28SEP2026 SDL	1.21%	SOV
7.24% UTTAR PRADESH 26OCT2026 SDL	1.20%	SOV
7.23% TAMIL NADU 26OCT2026 SDL	1.20%	SOV
7.20% KARNATAKA 25JAN2027 SDL	1.19%	SOV
7.19% GUJARAT 25JAN2027 SDL	1.19%	SOV
7.15% KARNATAKA 11JAN2027 SDL	1.19%	SOV
7.24% GUJARAT 28DEC26 SDL	1.08%	SOV
7.16% MADHYA PRADESH 28SEP26 SDL	1.08%	SOV
6.89% BIHAR 23NOV2026 SDL	1.07%	SOV
6.54% MAHARASHTRA 09FEB2027 SDL	0.94%	SOV

Issuer	% to Net Assets	Rating
7.99% UTTAR PRADESH 29JUN2026 SDL	0.86%	SOV
7.18% HARYANA 28SEP2026 SDL	0.84%	SOV
7.39% TELANGANA 14SEP2026 SDL	0.82%	SOV
6.24% MAHARASHTRA 11AUG26 SDL	0.80%	SOV
7.71% GUJARAT 01MAR2027 SDL	0.70%	SOV
7.85% TELANGANA 13JUL2026 SDL	0.66%	SOV
7.76% MADHYA PRADESH 01MAR27 SDL	0.61%	SOV
7.78% BIHAR 01MAR2027 SDL	0.61%	SOV
07.64% HARYANA 29MAR27 SDL	0.61%	SOV
7.60% MADHYA PRADESH 15FEB2027 SDL	0.60%	SOV
7.59% KARNATAKA 15FEB2027 SDL	0.60%	SOV
7.42% ANDHRA 09NOV2026 SDL	0.60%	SOV
7.41% GUJARAT 19OCT2026 SDL	0.60%	SOV
7.38% KERALA 09NOV2026 SDL	0.60%	SOV
7.14% KARNATAKA 13OCT2026 SDL	0.60%	SOV
7.15% KERALA 13OCT2026 SDL	0.60%	SOV
7.16% TAMIL NADU 11JAN2027 SDL	0.60%	SOV
7.17% UTTAR PRADESH 11JAN2027 SDL	0.60%	SOV
7.15% RAJASTHAN 11JAN2027 SDL	0.60%	SOV
7.02% GUJARAT 28AUG2026 SDL	0.59%	SOV
6.83% KARNATAKA 23NOV2026 SDL	0.59%	SOV
7.85% TAMIL NADU 15MAR2027 SDL	0.49%	SOV
7.29% KERALA 28DEC2026 SDL	0.48%	SOV
7.37% TAMIL NADU 14SEP2026 SDL	0.41%	SOV
7.61% KERALA 09AUG2026 SDL	0.39%	SOV
7.84% MAHARASHTRA 13JUL2026 SDL	0.36%	SOV
6.24% RAJASTHAN 30JUN2026 SDL	0.36%	SOV
7.08% KARNATAKA 14DEC2026 SDL	0.36%	SOV
7.05% TAMIL NADU 20NOV2026 SDL	0.36%	SOV
7.80% CHATTISGARH 01MAR27 SDL	0.27%	SOV
7.64% UTTAR PRADESH 29MAR2027 SDL	0.25%	SOV
7.86% UTTAR PRADESH 13JUL26 SDL	0.24%	SOV
7.84% TAMIL NADU 13JUL2026 SDL	0.24%	SOV
KARNATAKA SDL 07.75% 01MAR27	0.24%	SOV

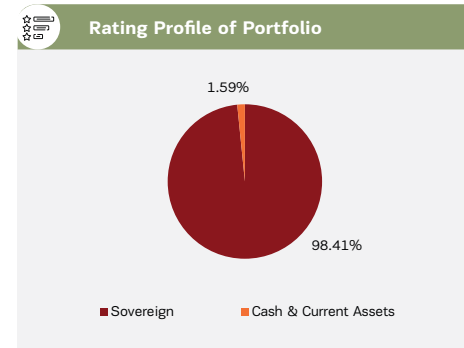


Issuer	% to Net Assets	Rating
7.58% TAMIL NADU 24AUG2026 SDL	0.24%	SOV
7.4% JHARKHAND 09NOV2026 SDL	0.24%	SOV
7.16% TELANGANA 13OCT2026 SDL	0.24%	SOV
7.14% GUJARAT 11JAN2027 SDL	0.24%	SOV
8.09 ANDHRA PRADESH 15JUN26 SDL	0.20%	SOV
7.58% MAHARASHTRA 24AUG2026 SDL	0.20%	SOV
7.16% MAHARASHTRA 28SEP2026 SDL	0.16%	SOV
7.15% MAHARASHTRA 13OCT2026 SDL	0.13%	SOV
7.63% UTTAR PRADESH 09AUG2026 SDL	0.12%	SOV
7.39% UTTARAKHAND 14SEP2026 SDL	0.12%	SOV
7.27% KARNATAKA 28DEC2026 SDL	0.12%	SOV
7.17% RAJASTHAN 28SEP2026 SDL	0.12%	SOV
7.16% WEST BENGAL 11JAN2027 SDL	0.12%	SOV
6.85% KERALA 23NOV2026 SDL	0.12%	SOV
6.29% RAJASTHAN 29DEC2026 SDL	0.12%	SOV
7.38% RAJASTHAN 14SEP2026 SDL	0.08%	SOV
8.27% TAMIL NADU 13JAN2026 SDL	0.07%	SOV
7.63% TAMIL NADU 12APR2027 SDL	0.05%	SOV

Issuer	% to Net Assets	Rating
7.19% MADHYA PRADESH 25JAN2027 SDL	0.05%	SOV
7.62% MADHYA PRADESH 09AUG2026 SDL	0.02%	SOV
7.60% GUJARAT 09AUG2026 SDL	0.02%	SOV
6.9% ANDHRA 22APR2027 SDL	0.02%	SOV
8.67% MAHARASHTRA 24FEB2026 SDL	0.00%	SOV
<b>Cash Management Bills</b>	<b>5.63%</b>	
Government of India	1.55%	SOV
Government of India	1.48%	SOV
Government of India	0.88%	SOV
Government of India	0.79%	SOV
Government of India	0.72%	SOV
Government of India	0.21%	SOV
Government of India	0.00%	SOV
<b>Government Bond</b>	<b>2.44%</b>	
5.74% GOI 15NOV2026	1.83%	SOV
8.15% GOI (MD 24/11/2026)	0.40%	SOV
8.33% GOI (MD 09/07/2026)	0.21%	SOV
<b>Cash &amp; Current Assets</b>	<b>1.59%</b>	
<b>Total Net Assets</b>	<b>100.00%</b>	

Investment Performance	NAV as on May 31, 2023: ₹ 10.6011			
Inception - January 28, 2022	Since Inception	5 Years	3 Years	1 Year
Aditya Birla Sun Life Nifty SDL Apr 2027 Index Fund	4.46%	NA	NA	8.08%
Value of Std Investment of ₹ 10,000	10601	NA	NA	10808
Benchmark - Nifty SDL Apr 2027 Index	5.11%	NA	NA	8.65%
Value of Std Investment of ₹ 10,000	10689	NA	NA	10865
Additional Benchmark - CRISIL 10 Year Gilt Index	5.50%	NA	NA	10.04%
Value of Std Investment of ₹ 10,000	10742	NA	NA	11004

Past performance may or may not be sustained in future. The above performance is of Regular Plan - Growth Option. Kindly note that different plans have different expense structure. Load and Taxes are not considered for computation of returns. When scheme additional benchmark returns are not available, they have not been shown. Total Schemes Co-Managed by Fund Managers is 1. Total Schemes managed by Mr. Bhupesh Bameta is 11. Total Schemes managed by Mr. Harshil Survankar is 13. Refer annexure on page no. 169-170 to know more on performance of schemes managed by Fund Managers.\*Standard deviation of daily tracking difference computed for a 1 year horizon. If the fund is non-existent for 1 year then since inception returns are considered.  
Note: The exit load (if any) rate levied at the time of redemption/switch-out of units will be the rate prevailing at the time of allotment of the corresponding units. Customers may request for a separate Exit Load Applicability Report by calling our toll free numbers 1800-270-7000 or from any of our Investor Service Centers.



NAV of Plans / Options (₹)	Regular Plan	Direct Plan
Growth	10.6011	10.6442
IDCW <sup>1</sup> :	10.6011	10.6441

<sup>1</sup>Income Distribution cum capital withdrawal

Tracking Differences	Regular	Direct
1 Year (%)	-0.57	-0.19
3 Years (%)	-	-
5 Years (%)	-	-
10 Years (%)	-	-
Since Launch (%)	-0.62	-0.31



An open ended Target Maturity Index Fund tracking the CRISIL IBX 60:40 SDL + AAA PSU Index - April 2027. A relatively high interest rate risk and relatively low credit risk.

### Fund Details

#### Investment Objective

The investment objective of the Scheme is to generate returns corresponding to the total returns of the securities as represented by the CRISIL IBX 60:40 SDL + AAA PSU Index - April 2027 before expenses, subject to tracking errors. The Scheme does not guarantee/indicate any returns. There can be no assurance that the objective of the Scheme will be achieved.

#### Fund Manager

Mr. Mohit Sharma

#### Date of Allotment

March 29, 2022

#### Benchmark

CRISIL IBX 60:40 SDL + AAA PSU Index - April 2027

#### Managing Fund Since

March 29, 2022

#### Experience in Managing the Fund

1.2 Years

#### Tracking Error

Regular	0.63%
Direct	0.63%

#### Fund Category

Index Funds (Debt)

#### Load Structure (as % of NAV) (Incl. for SIP)

Entry Load	Nil
Exit Load	Nil

#### AUM

Monthly Average AUM	₹ 1475.28	Crores
AUM as on last day	₹ 1479.94	Crores

#### Total Expense Ratio (TER)

Regular	0.40%
Direct	0.20%

Including additional expenses and goods and service tax on management fees.

#### SIP

Monthly: Minimum ₹ 500/-



#### Other Parameters

Modified Duration	2.90 years
Average Maturity	3.42 years
Yield to Maturity	7.28%
Macaulay Duration	3.03 years

#### Application Amount for fresh subscription

₹ 500 (plus in multiples of ₹ 1)

#### Min. Addl. Investment

₹ 500 (plus in multiples of ₹ 1)

## PORTFOLIO

Issuer	% to Net Assets	Rating
<b>State Government Bond</b>	<b>42.27%</b>	
7.61% TAMIL NADU 15FEB2027 SDL	5.13%	SOV
7.14% GUJARAT 11JAN2027 SDL	4.72%	SOV
7.96% MAHARASHTRA 29JUN2026 SDL	3.45%	SOV
7.73% RAJASTHAN 01MAR2027 SDL	3.44%	SOV
7.62% UTTAR PRADESH 15FEB2027 SDL	3.42%	SOV
7.20 % KARNATAKA 25JAN2027 SDL	3.38%	SOV
6.72% KERALA 24MAR2027 SDL	3.33%	SOV
7.59% GUJARAT 15FEB2027 SDL	2.39%	SOV
7.80% KERALA 11MAR2027 SDL	1.72%	SOV
7.37% MAHARASHTRA 14SEP2026 SDL	1.70%	SOV
7.86% KARNATAKA 15MAR27 SDL	1.38%	SOV
7.64% UTTAR PRADESH 29MAR2027 SDL	1.37%	SOV
7.60% MADHYA PRADESH 15FEB2027 SDL	1.37%	SOV
7.14% ANDHRA PRADESH 11JAN2027 SDL	1.35%	SOV
7.80% HARYAN 01MAR2027 SDL	1.03%	SOV
7.63% GUJARAT 12APR2027 SDL	0.69%	SOV
7.40% TELANGANA 09NOV2026 SDL	0.68%	SOV
8.31% RAJASTHAN 08APR27 SDL	0.35%	SOV
7.76% MADHYA PRADESH 01MAR27 SDL	0.34%	SOV
7.59% BIHAR 15FEB2027 SDL	0.34%	SOV
7.18% UTTARAKHAND 11JAN2027 SDL	0.34%	SOV
7.12% BIHAR 11JAN27 SDL	0.34%	SOV
<b>Fixed rates bonds - Corporate</b>	<b>36.72%</b>	
National Bank For Agriculture and Rural Development	8.54%	CRISIL AAA
REC Limited	4.13%	ICRA AAA

Issuer	% to Net Assets	Rating
Power Finance Corporation Limited	3.35%	ICRA AAA
Power Finance Corporation Limited	2.73%	ICRA AAA
Export Import Bank of India	2.69%	ICRA AAA
Power Finance Corporation Limited	2.06%	ICRA AAA
National Bank For Agriculture and Rural Development	2.03%	CRISIL AAA
Power Finance Corporation Limited	1.95%	ICRA AAA
REC Limited	1.70%	ICRA AAA
Small Industries Development Bank of India	1.68%	ICRA AAA
Power Finance Corporation Limited	1.68%	ICRA AAA
Power Finance Corporation Limited	0.69%	ICRA AAA
REC Limited	0.68%	ICRA AAA
Power Finance Corporation Limited	0.68%	ICRA AAA
Power Finance Corporation Limited	0.67%	ICRA AAA
National Bank For Agriculture and Rural Development	0.67%	ICRA AAA
National Bank For Agriculture and Rural Development	0.44%	ICRA AAA
REC Limited	0.34%	ICRA AAA
<b>Government Bond</b>	<b>16.13%</b>	
5.74% GOI 15NOV2026	9.79%	SOV
8.24% GOI (MD 15/02/2027)	6.34%	SOV
<b>Cash Management Bills</b>	<b>1.63%</b>	
Government of India	1.08%	SOV
Government of India	0.55%	SOV
<b>Cash &amp; Current Assets</b>	<b>3.25%</b>	
<b>Total Net Assets</b>	<b>100.00%</b>	







An open ended Target Maturity Index Fund tracking the CRISIL IBX 60:40 SDL + AAA PSU Index - April 2027. A relatively high interest rate risk and relatively low credit risk.



### Investment Performance

NAV as on May 31, 2023: ₹ 10.4786

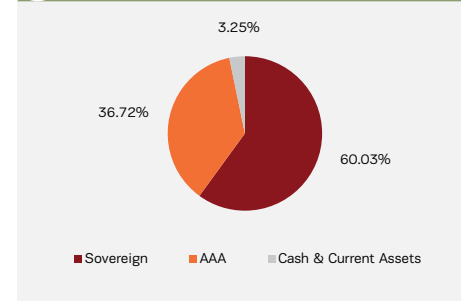
Inception - March 29, 2022	Since Inception	5 Years	3 Years	1 Year
Aditya Birla Sun Life CRISIL IBX 60:40 SDL + AAA PSU - Apr 2027 Index Fund	4.07%	NA	NA	7.93%
Value of Std Investment of ₹ 10,000	10479	NA	NA	10793
Benchmark - CRISIL IBX 60:40 SDL + AAA PSU Index - April 2027	4.42%	NA	NA	8.17%
Value of Std Investment of ₹ 10,000	10520	NA	NA	10817
Additional Benchmark - CRISIL 10 Year Gilt Index	5.83%	NA	NA	10.04%
Value of Std Investment of ₹ 10,000	10687	NA	NA	11004

Past performance may or may not be sustained in future. The above performance is of Regular Plan - Growth Option. Kindly note that different plans have different expense structure. Load and Taxes are not considered for computation of returns. When scheme/additional benchmark returns are not available, they have not been shown. Total Schemes managed by Mr. Mohit Sharma is 20. Refer annexure on page no. 169-170 to know more on performance of schemes managed by Fund Managers. \*Standard deviation of daily tracking difference computed for a 1 year horizon. If the fund is non-existent for 1 year then since inception returns are considered.

Note: The exit load (if any) rate levied at the time of redemption/switch-out of units will be the rate prevailing at the time of allotment of the corresponding units. Customers may request for a separate Exit Load Applicability Report by calling our toll free numbers 1800-270-7000 or from any of our Investor Service Centers.



### Rating Profile of Portfolio



### NAV of Plans / Options (₹)

	Regular Plan	Direct Plan
Growth	10.4786	10.5027
IDCW <sup>6</sup> :	10.4756	10.5044

<sup>6</sup>Income Distribution cum capital withdrawal

Tracking Differences	Regular	Direct
1 Year (%)	-0.24	-0.02
3 Years (%)	-	-
5 Years (%)	-	-
10 Years (%)	-	-
Since Launch (%)	-0.31	-0.11





### Fund Details

#### Investment Objective

The investment objective of the Scheme is to generate returns corresponding to the total returns of the securities as represented by the Nifty SDL Sep 2025 Index before expenses, subject to tracking errors. The Scheme does not guarantee/indicate any returns. There can be no assurance or guarantee that the investment objective of the Scheme will be achieved.

#### Fund Manager

Mr. Bhupesh Bameta & Mr. Sanjay Godambe

#### Date of Allotment

September 28, 2022

#### Benchmark

Nifty SDL Sep 2025 Index

#### Managing Fund Since

September 28, 2022

#### Experience in Managing the Fund

0.7 Years

#### Tracking Error

Regular	0.97%
Direct	0.97%

#### Fund Category

Index Funds (Debt)

#### Load Structure (as % of NAV) (Incl. for SIP)

Entry Load	Nil
Exit Load	Nil

#### AUM

Monthly Average AUM	₹ 79.29	Crores
AUM as on last day	₹ 79.54	Crores

#### Total Expense Ratio (TER)

Regular	0.36%
Direct	0.21%

Including additional expenses and goods and service tax on management fees.

#### SIP

Monthly: Minimum ₹ 500/-



#### Other Parameters

Modified Duration	1.82 years
Average Maturity	2.07 years
Yield to Maturity	7.17%
Macaulay Duration	1.88 years

\*Standard deviation of daily tracking difference computed for a 1 year horizon. If the fund is non-existent for 1 year then since inception returns are considered

#### Application Amount for fresh subscription

₹ 500 (plus in multiples of ₹ 1)

#### Min. Addl. Investment

₹ 500 (plus in multiples of ₹ 1)

## PORTFOLIO

Issuer	% to Net Assets	Rating
<b>State Government Bond</b>	<b>71.63%</b>	
8.25% MAHARASHTRA 10JUN2025 SDL	57.75%	SOV
TAMIL NADU 08.24% 09SEP25 SDL	12.85%	SOV
8.31% TELANGANA 29JUL25 SDL	0.64%	SOV
8.16% UTTARAKHAND 23SEP2025 SDL	0.26%	SOV
8.13% MAHARASHTRA 14JAN2025 SDL	0.13%	SOV

Issuer	% to Net Assets	Rating
<b>Government Bond</b>	<b>24.08%</b>	
5.22% GOVERNMENT OF INDIA 15JUN25 G-SEC	15.48%	SOV
8.20% GOI (MD 24/09/2025)	8.59%	SOV
<b>Cash &amp; Current Assets</b>	<b>4.29%</b>	
<b>Total Net Assets</b>	<b>100.00%</b>	

#### Investment Performance

NAV as on May 31, 2023: ₹ 10.5305

Inception - Sep 28, 2022	Since Inception	5 Years	3 Years	6 Months
Aditya Birla Sun Life Nifty SDL SEP 2025 Index Fund	7.90%	NA	NA	7.48%
Value of Std Investment of ₹ 10,000	10524	NA	NA	10366
Benchmark - Nifty SDL Sep 2025 Index	8.63%	NA	NA	8.09%
Value of Std Investment of ₹ 10,000	10571	NA	NA	10396
Additional Benchmark - CRISIL 10 Year Gilt Index	10.84%	NA	NA	11.19%
Value of Std Investment of ₹ 10,000	10715	NA	NA	10543

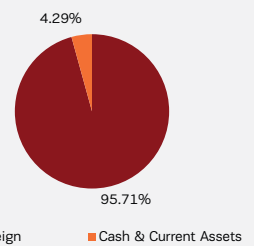
Past performance may or may not be sustained in future. The above performance is of Regular Plan - Growth Option. Kindly note that different plans have different expense structure. Load and Taxes are not considered for computation of returns. When scheme/additional benchmark returns are not available, they have not been shown. Total Schemes Co-Managed by Fund Managers is 4. Total Schemes managed by Mr. Bhupesh Bameta is 11. Total Schemes managed by Mr. Sanjay Godambe is 8. Refer annexure on page no. 169-170 to know more on performance of schemes managed by Fund Managers.

Note: The exit load (if any) rate levied at the time of redemption/switch-out of units will be the rate prevailing at the time of allotment of the corresponding units. Customers may request for a separate Exit Load Applicability Report by calling our toll free numbers 1800-270-7000 or from any of our Investor Service Centers.

Simple annualized returns have been provided since scheme has completed more than 6 months but less than 1 year.



#### Rating Profile of Portfolio



#### NAV of Plans / Options (₹)

	Regular Plan	Direct Plan
Growth	10.5305	10.5412
IDCW*	10.5305	10.5412

\*Income Distribution cum capital withdrawal



An open ended Target Maturity Index Fund tracking the CRISIL IBX Gilt Index – April 2026. A relatively high interest rate risk and relatively low credit risk.

### Fund Details

#### Investment Objective

The investment objective of the Scheme is to generate returns corresponding to the total returns of the securities as represented by the CRISIL IBX Gilt Index – April 2026 before expenses, subject to tracking errors. The Scheme does not guarantee/indicate any returns. There can be no assurance or guarantee that the investment objective of the Scheme will be achieved.

#### Fund Manager

Mr. Bhupesh Bameta & Mr. Sanjay Godambe

#### Date of Allotment

October 07, 2022

#### Benchmark

CRISIL IBX Gilt Index – April 2026

#### Managing Fund Since

October 07, 2022

#### Experience in Managing the Fund

0.7 Years

#### Tracking Error

Regular	0.24%
Direct	0.24%

#### Fund Category

Index Funds (Debt)

#### Load Structure (as % of NAV) (Incl. for SIP)

Entry Load	Nil
Exit Load	Nil

#### AUM

Monthly Average AUM	₹ 334.98	Crores
AUM as on last day	₹ 336.13	Crores

#### Total Expense Ratio (TER)

Regular	0.35%
Direct	0.20%

Including additional expenses and goods and service tax on management fees.

#### SIP

Monthly: Minimum ₹ 500/-



#### Other Parameters

Modified Duration	2.51 years
Average Maturity	2.82 years
Yield to Maturity	6.99%
Macaulay Duration	2.60 years

\*Standard deviation of daily tracking difference computed for a 1 year horizon. If the fund is non-existent for 1 year then since inception returns are considered.

#### Application Amount for fresh subscription

₹ 500 (plus in multiples of ₹ 1)

#### Min. Addl. Investment

₹ 500 (plus in multiples of ₹ 1)

## PORTFOLIO

Issuer	% to Net Assets	Rating
<b>Government Bond</b>	<b>98.38%</b>	
5.63% GOI 12APR2026	76.01%	SOV
7.59% GOI(MD 11/01/2026)	16.71%	SOV
7.27% GOI 08APR26	4.20%	SOV
6.99% GOVERNMENT OF INDIA 17APR26	1.45%	SOV

Issuer	% to Net Assets	Rating
<b>Cash Management Bills</b>	<b>0.19%</b>	
Government of India	0.19%	SOV
<b>Cash &amp; Current Assets</b>	<b>1.44%</b>	
<b>Total Net Assets</b>	<b>100.00%</b>	

#### Investment Performance

NAV as on May 31, 2023: ₹ 10.5650

	Since Inception	5 Years	3 Years	6 Months
<b>Inception - October 07, 2022</b>				
Aditya Birla Sun Life CRISIL IBX Gilt - April 2026 Index Fund	8.74%	NA	NA	7.71%
Value of Std Investment of ₹ 10,000	10557	NA	NA	10377
Benchmark - CRISIL IBX Gilt Index – April 2026	9.10%	NA	NA	8.01%
Value of Std Investment of ₹ 10,000	10579	NA	NA	10392
Additional Benchmark - CRISIL 10 Year Gilt Index	12.43%	NA	NA	11.19%
Value of Std Investment of ₹ 10,000	10787	NA	NA	10543

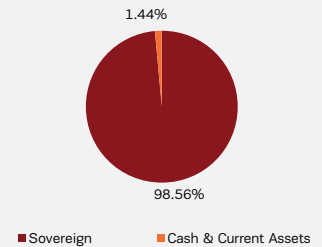
Past performance may or may not be sustained in future. The above performance is of Regular Plan - Growth Option. Kindly note that different plans have different expense structure. Load and Taxes are not considered for computation of returns. When scheme/additional benchmark returns are not available, they have not been shown. Total Schemes Co-Managed by Fund Managers is 4. Total Schemes managed by Mr. Bhupesh Bameta is 11. Total Schemes managed by Mr. Sanjay Godambe is 8. Refer annexure on page no. 169-170 to know more on performance of schemes managed by Fund Managers.

Note: The exit load (if any) rate levied at the time of redemption/switch-out of units will be the rate prevailing at the time of allotment of the corresponding units. Customers may request for a separate Exit Load Applicability Report by calling our toll free numbers 1800-270-7000 or from any of our Investor Service Centers.

Simple annualized returns have been provided since scheme has completed more than 6 months but less than 1 year.



#### Rating Profile of Portfolio



#### NAV of Plans / Options (₹)

	Regular Plan	Direct Plan
<b>Growth</b>	10.5650	10.5754
<b>IDCW*</b>	10.5655	10.5761

\*Income Distribution cum capital withdrawal



An open ended Target Maturity Index Fund tracking the CRISIL IBX 50:50 Gilt Plus SDL Index – April 2028. A relatively high interest rate risk and relatively low credit risk.

Fund Details

**Investment Objective**

The investment objective of the Scheme is to generate returns corresponding to the total returns of the securities as represented by the CRISIL IBX 50:50 Gilt Plus SDL Index – April 2028 before expenses, subject to tracking errors. The Scheme does not guarantee/indicate any returns. There can be no assurance or guarantee that the investment objective of the Scheme will be achieved.

**Fund Manager**

Mr. Mohit Sharma & Mr. Sanjay Godambe

**Date of Allotment**

October 13, 2022

**Benchmark**

CRISIL IBX 50:50 Gilt Plus SDL Index – April 2028

**Managing Fund Since**

October 13, 2022

**Experience in Managing the Fund**

0.6 Years

**Tracking Error**

Regular	1.05%
Direct	1.05%

**Fund Category**

Index Funds (Debt)

**Load Structure (as % of NAV) (Incl. for SIP)**

Entry Load	Nil
Exit Load	Nil

**AUM**

Monthly Average AUM	₹ 403.94	Crores
AUM as on last day	₹ 406.11	Crores

**Total Expense Ratio (TER)**

Regular	0.35%
Direct	0.20%

Including additional expenses and goods and service tax on management fees.

**SIP**

Monthly: Minimum ₹ 500/-



**Other Parameters**

Modified Duration	3.67 years
Average Maturity	4.45 years
Yield to Maturity	7.18%
Macaulay Duration	3.80 years

\*Standard deviation of daily tracking difference computed for a 1 year horizon. If the fund is non-existent for 1 year then since inception returns are considered.

**Application Amount for fresh subscription**

₹ 500 (plus in multiples of ₹ 1)

**Min. Addl. Investment**

₹ 500 (plus in multiples of ₹ 1)

PORTFOLIO

Issuer	% to Net Assets	Rating
<b>Government Bond</b>	<b>59.13%</b>	
7.17% GOI (MD 08/01/2028)	20.96%	SOV
7.38% GOI 20JUN2027	19.26%	SOV
GOI 08.28% 21SEP27	10.33%	SOV
6.79% GOI (MD 15/05/2027)	8.58%	SOV
<b>State Government Bond</b>	<b>34.53%</b>	
8.28% Tamilnadu SDL (MD 14/03/2028)	23.02%	SOV

Issuer	% to Net Assets	Rating
8.34% TAMIL NADU 28FEB28 SDL	7.69%	SOV
8.05% Tamilnadu SDL (MD 18/04/2028)	2.54%	SOV
8.34% UTTAR PRADESH 28FEB28 SDL	1.28%	SOV
<b>Cash Management Bills</b>	<b>3.68%</b>	
Government of India	2.76%	SOV
Government of India	0.91%	SOV
<b>Cash &amp; Current Assets</b>	<b>2.66%</b>	
<b>Total Net Assets</b>	<b>100.00%</b>	

**Investment Performance**

NAV as on May 31, 2023: ₹ 10.6343

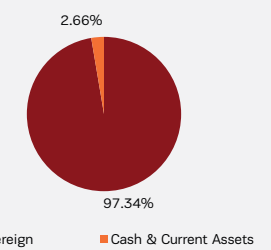
Inception - October 13, 2022	Since Inception	5 Years	3 Years	6 Months
Aditya Birla Sun Life CRISIL IBX 50:50 Gilt Plus SDL Apr 2028 Index Fund	10.07%	NA	NA	8.84%
Value of Std Investment of ₹ 10,000	10623	NA	NA	10431
Benchmark - CRISIL IBX 50:50 Gilt Plus SDL Index – April 2028	10.32%	NA	NA	9.03%
Value of Std Investment of ₹ 10,000	10638	NA	NA	10440
Additional Benchmark - CRISIL 10 Year Gilt Index	12.04%	NA	NA	11.19%
Value of Std Investment of ₹ 10,000	10743	NA	NA	10543

Past performance may or may not be sustained in future. The above performance is of Regular Plan - Growth Option. Kindly note that different plans have different expense structure. Load and Taxes are not considered for computation of returns. When scheme/additional benchmark returns are not available, they have not been shown. Total Schemes Co-Managed by Fund Managers is 2. Total Schemes managed by Mr. Mohit Sharma is 20. Total Schemes managed by Mr. Sanjay Godambe is 8. Refer annexure on page no. 169-170 to know more on performance of schemes managed by Fund Managers.

Note: The exit load (if any) rate levied at the time of redemption/switch-out of units will be the rate prevailing at the time of allotment of the corresponding units. Customers may request for a separate Exit Load Applicability Report by calling our toll free numbers 1800-270-7000 or from any of our Investor Service Centers.

Simple annualized returns have been provided since scheme has completed more than 6 months but less than 1 year.

**Rating Profile of Portfolio**



**NAV of Plans / Options (₹)**

	Regular Plan	Direct Plan
Growth	10.6343	10.6453
IDCW*:	10.6352	10.6451

\*Income Distribution cum capital withdrawal



### Fund Details

#### Investment Objective

The investment objective of the Scheme is to generate returns corresponding to the total returns of the securities as represented by the CRISIL IBX Gilt Index – April 2029 before expenses, subject to tracking errors. The Scheme does not guarantee/indicate any returns. There can be no assurance or guarantee that the investment objective of the Scheme will be achieved.

#### Fund Manager

Mr. Harshil Suvamkar & Mr. Sanjay Godambe

#### Date of Allotment

October 19, 2022

#### Benchmark

CRISIL IBX Gilt Index – April 2029

#### Managing Fund Since

October 19, 2022

#### Experience in Managing the Fund

0.6 Years

#### Tracking Error

Regular	0.41%
Direct	0.40%

#### Fund Category

Index Funds (Debt)

#### Load Structure (as % of NAV) (Incl. for SIP)

Entry Load	Nil
Exit Load	Nil

#### AUM

Monthly Average AUM	₹ 582.65	Crores
AUM as on last day	₹ 585.46	Crores

#### Total Expense Ratio (TER)

Regular	0.36%
Direct	0.21%

Including additional expenses and goods and service tax on management fees.

#### SIP

Monthly: Minimum ₹ 500/-



#### Other Parameters

Modified Duration	4.73 years
Average Maturity	5.85 years
Yield to Maturity	7.09%
Macaulay Duration	4.89 years

\*Standard deviation of daily tracking difference computed for a 1 year horizon. If the fund is non-existent for 1 year then since inception returns are considered.

#### Application Amount for fresh subscription

₹ 500 (plus in multiples of ₹ 1)

#### Min. Addl. Investment

₹ 500 (plus in multiples of ₹ 1)

## PORTFOLIO

Issuer	% to Net Assets	Rating
<b>Government Bond</b>	<b>93.16%</b>	
7.10% GOVERNMENT OF INDIA 18APR29	91.32%	SOV
7.59% GOI (MD 20/03/2029)	1.65%	SOV
07.26% GOI (MD 14/01/2029)	0.20%	SOV
<b>Cash Management Bills</b>	<b>5.54%</b>	
Government of India	3.70%	SOV

Issuer	% to Net Assets	Rating
Government of India	1.14%	SOV
Government of India	0.61%	SOV
Government of India	0.09%	SOV
<b>Cash &amp; Current Assets</b>	<b>1.29%</b>	
<b>Total Net Assets</b>	<b>100.00%</b>	

#### Investment Performance

NAV as on May 31, 2023: ₹ 10.6831

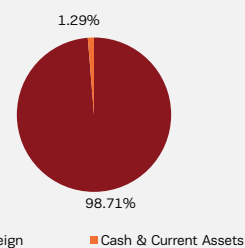
Inception - October 19, 2022	Since Inception	5 Years	3 Years	6 Months
Aditya Birla Sun Life CRISIL IBX Gilt - April 2029 Index Fund	11.13%	NA	NA	10.14%
Value of Std Investment of ₹ 10,000	10669	NA	NA	10493
Benchmark - CRISIL IBX Gilt Index - April 2029	10.91%	NA	NA	9.89%
Value of Std Investment of ₹ 10,000	10656	NA	NA	10481
Additional Benchmark - CRISIL 10 Year Gilt Index	12.51%	NA	NA	11.19%
Value of Std Investment of ₹ 10,000	10750	NA	NA	10543

Past performance may or may not be sustained in future. The above performance is of Regular Plan - Growth Option. Kindly note that different plans have different expense structure. Load and Taxes are not considered for computation of returns. When scheme/additional benchmark returns are not available, they have not been shown. Total Schemes Co-Managed by Fund Managers is 2. Total Schemes managed by Mr. Harshil Suvamkar is 13. Total Schemes managed by Mr. Sanjay Godambe is 8. Refer annexure on page no. 169-170 to know more on performance of schemes managed by Fund Managers.

Note: The exit load (if any) rate levied at the time of redemption/switch-out of units will be the rate prevailing at the time of allotment of the corresponding units. Customers may request for a separate Exit Load Applicability Report by calling our toll free numbers 1800-270-7000 or from any of our Investor Service Centers.

Simple annualized returns have been provided since scheme has completed more than 6 months but less than 1 year.

#### Rating Profile of Portfolio



#### NAV of Plans / Options (₹)

	Regular Plan	Direct Plan
Growth	10.6831	10.6931
Daily IDCW <sup>2</sup> :	10.3556	10.4274

<sup>2</sup>Income Distribution cum capital withdrawal



An open ended Target Maturity Index Fund tracking the CRISIL IBX AAA Index – March 2024. A moderate interest rate risk and relatively low credit risk.

### Fund Details

#### Investment Objective

The investment objective of the Scheme is to generate returns corresponding to the total returns of the securities as represented by the CRISIL IBX AAA Index – March 2024 before expenses, subject to tracking errors. The Scheme does not guarantee/indicate any returns. There can be no assurance or guarantee that the investment objective of the Scheme will be achieved.

#### Fund Manager

Mr. Mohit Sharma & Mr. Sanjay Godambe

#### Date of Allotment

February 03, 2023

#### Benchmark

CRISIL IBX AAA Mar 2024 Index

#### Managing Fund Since

February 03, 2023

#### Experience in Managing the Fund

0.3 Years

#### Tracking Error

Regular	0.20%
Direct	0.20%

#### Fund Category

Index Funds (Debt)

#### Load Structure (as % of NAV) (Incl. for SIP)

Entry Load	Nil
Exit Load	Nil

#### AUM

Monthly Average AUM	₹ 647.65	Crores
AUM as on last day	₹ 697.99	Crores

#### Total Expense Ratio (TER)

Regular	0.32%
Direct	0.11%

Including additional expenses and goods and service tax on management fees.

#### SIP

Monthly: Minimum ₹ 500/-



#### Other Parameters

Modified Duration	0.73 years
Average Maturity	0.75 years
Yield to Maturity	7.42%
Macaulay Duration	0.75 years

\*Standard deviation of daily tracking difference computed for a 1 year horizon. If the fund is non-existent for 1 year then since inception returns are considered.

#### Application Amount for fresh subscription

₹ 500 (plus in multiples of ₹ 1)

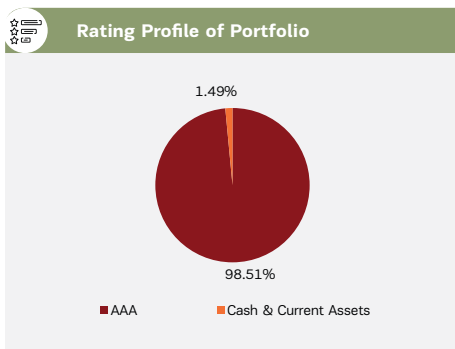
#### Min. Addl. Investment

₹ 500 (plus in multiples of ₹ 1)

## PORTFOLIO

Issuer	% to Net Assets	Rating
<b>Fixed rates bonds - Corporate</b>	<b>50.85%</b>	
Pipeline Infrastructure Limited	12.32%	CRISIL AAA
National Bank For Agriculture and Rural Development	8.48%	ICRA AAA
Small Industries Development Bank of India	6.62%	CARE AAA
National Bank For Agriculture and Rural Development	4.95%	CRISIL AAA
Bajaj Finance Limited	3.60%	CRISIL AAA
Housing Development Finance Corporation Limited	3.57%	ICRA AAA
Kotak Mahindra Prime Limited	3.54%	CRISIL AAA
Bajaj Housing Finance Limited	3.53%	CRISIL AAA
Bajaj Finance Limited	3.53%	CRISIL AAA
Oil & Natural Gas Corporation Limited	0.70%	ICRA AAA
<b>Money Market Instruments</b>	<b>47.66%</b>	
Export Import Bank of India	4.88%	ICRA A1+
Export Import Bank of India	4.74%	ICRA A1+

Issuer	% to Net Assets	Rating
ICICI Bank Limited	4.73%	ICRA A1+
Axis Bank Limited	4.73%	ICRA A1+
Small Industries Development Bank of India	4.73%	CRISIL A1+
Axis Bank Limited	4.63%	IND A1+
ICICI Bank Limited	4.39%	ICRA A1+
Housing Development Finance Corporation Limited	3.40%	ICRA A1+
Bajaj Finance Limited	3.39%	ICRA A1+
HDFC Bank Limited	2.73%	CARE A1+
Housing Development Finance Corporation Limited	1.89%	ICRA A1+
Small Industries Development Bank of India	1.36%	CRISIL A1+
Axis Bank Limited	1.36%	ICRA A1+
Housing Development Finance Corporation Limited	0.68%	ICRA A1+
<b>Cash &amp; Current Assets</b>	<b>1.49%</b>	
<b>Total Net Assets</b>	<b>100.00%</b>	



#### NAV of Plans / Options (₹)

	Regular Plan	Direct Plan
Growth	10.2523	10.2592
Daily IDCW**	10.2523	10.2593

\*\*Income Distribution cum capital withdrawal



An open ended Target Maturity Index Fund tracking the Nifty SDL Sep 2027 Index. A relatively high interest rate risk and relatively low credit risk.



### Fund Details

#### Investment Objective

The investment objective of the Scheme is to generate returns corresponding to the total returns of the securities as represented by the Nifty SDL Sep 2027 Index before expenses, subject to tracking errors. The Scheme does not guarantee/indicate any returns. There can be no assurance or guarantee that the investment objective of the Scheme will be achieved.

#### Fund Manager

Mr. Harshil Suvamkar

#### Date of Allotment

March 10, 2023

#### Benchmark

Nifty SDL Sep 2027 Index

#### Managing Fund Since

March 14, 2023

#### Experience in Managing the Fund

0.2 Years

#### Tracking Error

Regular	1.21%
Direct	1.22%

#### Fund Category

Index Funds (Debt)

#### Load Structure (as % of NAV) (Incl. for SIP)

Entry Load	Nil
Exit Load	Nil

#### AUM

Monthly Average AUM	₹ 42.37	Crores
AUM as on last day	₹ 42.54	Crores

#### Total Expense Ratio (TER)

Regular	0.51%
Direct	0.21%

Including additional expenses and goods and service tax on management fees.

#### SIP

Monthly: Minimum ₹ 500/-



#### Other Parameters

Modified Duration	3.56 years
Average Maturity	4.20 years
Yield to Maturity	7.29%
Macaulay Duration	3.69 years

\*Standard deviation of daily tracking difference computed for a 1 year horizon. If the fund is non-existent for 1 year then since inception returns are considered.

#### Application Amount for fresh subscription

₹ 500 (plus in multiples of ₹ 1)

#### Min. Addl. Investment

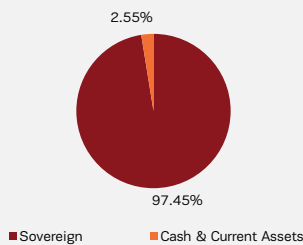
₹ 500 (plus in multiples of ₹ 1)

## PORTFOLIO

Issuer	% to Net Assets	Rating
<b>State Government Bond</b>	<b>84.27%</b>	
7.35% MADHYA PRADESH 13SEP2027 SDL	29.39%	SOV
7.20% MAHARASHTRA 09AUG2027 SDL	18.80%	SOV
7.38% TELANGANA 25SEP2027 SDL	11.82%	SOV
7.12% TAMIL NADU 09AUG2027 SDL	11.76%	SOV

Issuer	% to Net Assets	Rating
7.23% TAMIL NADU 14JUN2027 SDL	11.76%	SOV
8.49% ANDHRA PRADESH 21AUG2027 SDL	0.74%	SOV
<b>Cash Management Bills</b>	<b>13.19%</b>	
Government of India	13.19%	SOV
<b>Cash &amp; Current Assets</b>	<b>2.55%</b>	
<b>Total Net Assets</b>	<b>100.00%</b>	

#### Rating Profile of Portfolio



#### NAV of Plans / Options (₹)

	Regular Plan	Direct Plan
Growth	10.3045	10.3115
Daily IDCW**:	10.3045	10.3114

\*\*Income Distribution cum capital withdrawal



Fund Details

### Investment Objective

The investment objective of the Scheme is to generate returns corresponding to the total returns of the securities as represented by the CRISIL IBX Gilt Apr 2028 Index before expenses, subject to tracking errors. The Scheme does not guarantee/indicate any returns. There can be no assurance or guarantee that the investment objective of the Scheme will be achieved.

#### Fund Manager

Mr. Bhupesh Bameta & Mr. Sanjay Godambe

#### Date of Allotment

March 15, 2023

#### Benchmark

CRISIL IBX Gilt Apr 2028 Index

#### Managing Fund Since

March 15, 2023

#### Experience in Managing the Fund

0.2 Years

#### Tracking Error

Regular	0.50%
Direct	0.50%

### Fund Category

Index Funds (Debt)

#### Load Structure (as % of NAV) (Incl. for SIP)

Entry Load	Nil
Exit Load	Nil

#### AUM

Monthly Average AUM	₹ 25.42	Crores
AUM as on last day	₹ 23.91	Crores

#### Total Expense Ratio (TER)

Regular	0.76%
Direct	0.46%

Including additional expenses and goods and service tax on management fees.

#### SIP

Monthly: Minimum ₹ 500/-



#### Other Parameters

Modified Duration	3.63 years
Average Maturity	4.43 years
Yield to Maturity	7.05%
Macaulay Duration	3.76 years

\*Standard deviation of daily tracking difference computed for a 1 year horizon. If the fund is non-existent for 1 year then since inception returns are considered.

#### Application Amount for fresh subscription

₹ 500 (plus in multiples of ₹ 1)

#### Min. Addl. Investment

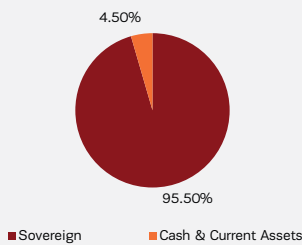
₹ 500 (plus in multiples of ₹ 1)

## PORTFOLIO

Issuer	% to Net Assets	Rating
<b>Government Bond</b>	<b>95.50%</b>	
7.17% GOI (MD 08/01/2028)	62.44%	SOV
GOI 08.28% 21SEP27	28.52%	SOV

Issuer	% to Net Assets	Rating
6.01% GOVERNMENT OF INDIA 25MAR2028	4.53%	SOV
<b>Cash &amp; Current Assets</b>	<b>4.50%</b>	
<b>Total Net Assets</b>	<b>100.00%</b>	

### Rating Profile of Portfolio



### NAV of Plans / Options (₹)

	Regular Plan	Direct Plan
Growth	10.2461	10.2527
Daily IDCW <sup>3</sup> ::	10.2461	10.2532

<sup>3</sup>Income Distribution cum capital withdrawal



### Fund Details

#### Investment Objective

The investment objective of the Scheme is to generate returns corresponding to the total returns of the securities as represented by the CRISIL IBX SDL Index – June 2032 before expenses, subject to tracking errors. The Scheme does not guarantee/indicate any returns. There can be no assurance or guarantee that the investment objective of the Scheme will be achieved.

#### Fund Manager

Mr. Bhupesh Bameta & Mr. Mohit Sharma

#### Date of Allotment

February 14, 2023

#### Benchmark

CRISIL IBX SDL Index – June 2032

#### Managing Fund Since

February 14, 2023

#### Experience in Managing the Fund

0.3 Years

#### Tracking Error

Regular	1.69%
Direct	1.69%

#### Fund Category

Index Funds (Debt)

#### Load Structure (as % of NAV) (Incl. for SIP)

Entry Load	Nil
Exit Load	Nil

#### AUM

Monthly Average AUM	₹ 136.31	Crores
AUM as on last day	₹ 137.20	Crores

#### Total Expense Ratio (TER)

Regular	0.58%
Direct	0.23%

Including additional expenses and goods and service tax on management fees.

#### SIP

Monthly: Minimum ₹ 500/-



#### Other Parameters

Modified Duration	5.97 years
Average Maturity	8.27 years
Yield to Maturity	7.35%
Macaulay Duration	6.18 years

**Note:** Standard Deviation, Sharpe Ratio & Beta are calculated on Annualised basis using 3 years history of monthly returns. Risk Free Rate assumed to be 6.4% (FBIL Overnight MIBOR as on 31 May 2023) for calculating Sharpe Ratio

#### Application Amount for fresh subscription

₹ 500 (plus in multiples of ₹ 1)

#### Min. Addl. Investment

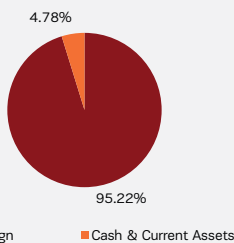
₹ 500 (plus in multiples of ₹ 1)

## PORTFOLIO

Issuer	% to Net Assets	Rating
<b>State Government Bond</b>	<b>70.67%</b>	
7.70% HARYANA 15FEB2031 SDL	21.22%	SOV
7.70% ANDHRA PRADESH 13SEP2027 SDL	18.64%	SOV
7.14% TAMIL NADU 02MAR2032 SDL	14.42%	SOV
7.73% MAHARASHTRA 29MAR2032 SDL	11.82%	SOV
7.75% HIMACHAL PRADESH 29MAR2032 SDL	3.74%	SOV

Issuer	% to Net Assets	Rating
7.72% HARYANA 23MAR2032 SDL	0.82%	SOV
7.73% ANDHRA PRADESH 23MAR2032 SDL	0.01%	SOV
<b>Government Bond</b>	<b>24.55%</b>	
6.54% GOI 17JAN2032	24.55%	SOV
<b>Cash &amp; Current Assets</b>	<b>4.78%</b>	
<b>Total Net Assets</b>	<b>100.00%</b>	

#### Rating Profile of Portfolio



#### NAV of Plans / Options (₹)

	Regular Plan	Direct Plan
Growth	10.4137	10.4245
Daily IDCW <sup>1</sup> :	10.4138	10.4258

<sup>1</sup>Income Distribution cum capital withdrawal



An open ended Target Maturity Index Fund tracking the CRISIL IBX 60:40 SDL + AAA PSU Index – April 2026. A relatively high interest rate risk and relatively low credit risk.

### Fund Details

#### Investment Objective

The investment objective of the Scheme is to generate returns corresponding to the total returns of the securities as represented by the CRISIL IBX 60:40 SDL + AAA PSU Index – April 2026 before expenses, subject to tracking errors. The Scheme does not guarantee/indicate any returns. There can be no assurance or guarantee that the investment objective of the Scheme will be achieved.

#### Fund Manager

Mr. Bhupesh Bameta & Mr. Sanjay Godambe

#### Date of Allotment

December 02, 2022

#### Benchmark

CRISIL IBX 60:40 SDL + AAA PSU Index – April 2026

#### Managing Fund Since

December 02, 2022

#### Experience in Managing the Fund

0.5 Years

#### Tracking Error

Regular	0.45%
Direct	0.46%

#### Fund Category

Index Funds (Debt)

#### Load Structure (as % of NAV) (Incl. for SIP)

Entry Load	Nil
Exit Load	Nil

#### AUM

Monthly Average AUM	₹ 48.83	Crores
AUM as on last day	₹ 49.00	Crores

#### Total Expense Ratio (TER)

Regular	0.45%
Direct	0.20%

Including additional expenses and goods and service tax on management fees.

#### SIP

Monthly: Minimum ₹ 500/-



INVEST NOW

#### Other Parameters

Modified Duration	2.28 years
Average Maturity	2.64 years
Yield to Maturity	7.28%
Macaulay Duration	2.39 years

\*Standard deviation of daily tracking difference computed for a 1 year horizon. If the fund is non-existent for 1 year then since inception returns are considered.

#### Application Amount for fresh subscription

₹ 500 (plus in multiples of ₹ 1)

#### Min. Addl. Investment

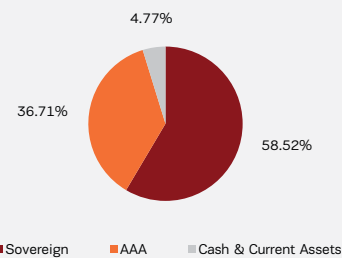
₹ 500 (plus in multiples of ₹ 1)

## PORTFOLIO

Issuer	% to Net Assets	Rating
<b>State Government Bond</b>	<b>49.31%</b>	
8.67% KARNATAKA 24FEB26 SDL	21.17%	SOV
8.42% KERALA 27JAN2026 SDL	10.51%	SOV
8.38% HARYANA 27JAN26 SDL	5.25%	SOV
8.67% MAHARASHTRA 24FEB2026 SDL	3.39%	SOV
8.51% HARYANA 10FEB2026 SDL	2.32%	SOV
8.08% CHHATTISGARH 23MAR2026 SDL	2.09%	SOV
8.17% KERALA 26NOV2025 SDL	2.07%	SOV
8.23% UTTAR PRADESH 09DEC2025 SDL	1.25%	SOV
8.27% TAMILNADU 23DEC2025 SDL	0.85%	SOV
8.17% TAMIL NADU 26NOV2025 SDL	0.42%	SOV
<b>Fixed rates bonds - Corporate</b>	<b>36.71%</b>	

Issuer	% to Net Assets	Rating
National Bank For Agriculture and Rural Development	14.26%	ICRA AAA
Small Industries Development Bank of India	7.16%	ICRA AAA
Small Industries Development Bank of India	6.55%	CRISIL AAA
REC Limited	2.05%	CRISIL AAA
Indian Railway Finance Corporation Limited	2.05%	ICRA AAA
Export Import Bank of India	2.03%	ICRA AAA
Mangalore Refinery and Petrochemicals Limited	1.58%	CARE AAA
NHPC Limited	1.02%	ICRA AAA
<b>Government Bond</b>	<b>9.21%</b>	
5.63% GOI 12APR2026	6.72%	SOV
6.99% GOVERNMENT OF INDIA 17APR26	2.50%	SOV
<b>Cash &amp; Current Assets</b>	<b>4.77%</b>	
<b>Total Net Assets</b>	<b>100.00%</b>	

#### Rating Profile of Portfolio



#### NAV of Plans / Options (₹)

	Regular Plan	Direct Plan
Growth	10.3579	10.3706
Daily IDCW <sup>*</sup> :	10.3587	10.3706

\*Income Distribution cum capital withdrawal





Fund Details

### Investment Objective

The objective of the scheme is to generate returns that are commensurate with the performance of the Nifty, subject to tracking errors.

#### Fund Manager

Mr. Haresh Mehta & Mr. Pranav Gupta

#### Date of Allotment

September 18, 2002

#### Benchmark

Nifty 50 TRI

#### Managing Fund Since

March 31, 2023 & June 08, 2022

#### Experience in Managing the Fund

0.2 years & 1.0 years

#### Tracking Error

Regular	0.05%
Direct	0.05%

### Fund Category

Index Funds (Equity)

#### Load Structure (as % of NAV) (Incl. for SIP)

Entry Load	Nil
Exit Load	Nil

#### AUM

Monthly Average AUM	₹ 577.78	Crores
AUM as on last day	₹ 588.78	Crores

#### Total Expense Ratio (TER)

Regular	0.60%
Direct	0.32%

Including additional expenses and goods and service tax on management fees.

#### SIP

Monthly: Minimum ₹ 100/-



#### Other Parameters

Standard Deviation	14.86%
Sharpe Ratio	1.25
Beta	1.00
Portfolio Turnover	0.16
Tracking Error (3 year)	0.10%

Note: Standard Deviation, Sharpe Ratio & Beta are calculated on Annualised basis using 3 years history of monthly returns. Risk Free Rate assumed to be 6.4% (FBIL Overnight MIBOR as on 31 May 2023) for calculating Sharpe Ratio

#### Application Amount for fresh subscription

₹ 100 (plus in multiples of ₹ 1)

#### Min. Addl. Investment

₹ 100 (plus in multiples of ₹ 1)

## PORTFOLIO

Issuer	% to Net Assets	Rating
<b>Banks</b>	<b>27.29%</b>	
HDFC Bank Limited	8.71%	
ICICI Bank Limited	8.13%	
Kotak Mahindra Bank Limited	3.63%	
Axis Bank Limited	3.07%	
State Bank of India	2.73%	
IndusInd Bank Limited	1.03%	
<b>IT - Software</b>	<b>12.97%</b>	
Infosys Limited	5.77%	
Tata Consultancy Services Limited	4.13%	
HCL Technologies Limited	1.49%	
Tech Mahindra Limited	0.85%	
Wipro Limited	0.73%	
<b>Petroleum Products</b>	<b>10.67%</b>	
Reliance Industries Limited	10.24%	
Bharat Petroleum Corporation Limited	0.43%	
<b>Finance</b>	<b>9.11%</b>	
Housing Development Finance Corporation Limited	5.87%	
Bajaj Finance Limited	2.28%	
Bajaj Finserv Limited	0.96%	
<b>Diversified FMCG</b>	<b>7.74%</b>	
ITC Limited	4.82%	
Hindustan Unilever Limited	2.92%	
<b>Automobiles</b>	<b>5.80%</b>	
Maruti Suzuki India Limited	1.53%	
Mahindra & Mahindra Limited	1.45%	
Tata Motors Limited	1.14%	
Bajaj Auto Limited	0.63%	
Eicher Motors Limited	0.62%	
Hero MotoCorp Limited	0.44%	
<b>Construction</b>	<b>3.27%</b>	
Larsen & Toubro Limited	3.27%	
<b>Consumer Durables</b>	<b>3.21%</b>	
Asian Paints Limited	1.76%	

Issuer	% to Net Assets	Rating
Titan Company Limited	1.44%	
<b>Pharmaceuticals &amp; Biotechnology</b>	<b>3.11%</b>	
Sun Pharmaceutical Industries Limited	1.29%	
Dr. Reddys Laboratories Limited	0.67%	
Cipla Limited	0.61%	
Divi's Laboratories Limited	0.54%	
<b>Telecom - Services</b>	<b>2.56%</b>	
Bharti Airtel Limited	2.56%	
<b>Power</b>	<b>1.99%</b>	
NTPC Limited	1.01%	
Power Grid Corporation of India Limited	0.98%	
<b>Cement &amp; Cement Products</b>	<b>1.89%</b>	
UltraTech Cement Limited	1.11%	
Grasim Industries Limited	0.78%	
<b>Ferrous Metals</b>	<b>1.85%</b>	
Tata Steel Limited	1.05%	
JSW Steel Limited	0.80%	
<b>Food Products</b>	<b>1.62%</b>	
Nestle India Limited	0.95%	
Britannia Industries Limited	0.67%	
<b>Insurance</b>	<b>1.40%</b>	
HDFC Life Insurance Company Limited	0.72%	
SBI Life Insurance Company Limited	0.68%	
<b>Metals &amp; Minerals Trading</b>	<b>0.84%</b>	
Adani Enterprises Limited	0.84%	
<b>Oil</b>	<b>0.74%</b>	
Oil & Natural Gas Corporation Limited	0.74%	
<b>Non - Ferrous Metals</b>	<b>0.73%</b>	
Hindalco Industries Limited	0.73%	
<b>Transport Infrastructure</b>	<b>0.68%</b>	
Adani Ports and Special Economic Zone Limited	0.68%	
<b>Consumable Fuels</b>	<b>0.62%</b>	
Coal India Limited	0.62%	
<b>Agricultural Food &amp; other Products</b>	<b>0.58%</b>	



Issuer	% to Net Assets	Rating
Tata Consumer Products Limited	0.58%	
<b>Healthcare Services</b>	<b>0.57%</b>	
Apollo Hospitals Enterprise Limited	0.57%	
<b>Fertilizers &amp; Agrochemicals</b>	<b>0.44%</b>	

Issuer	% to Net Assets	Rating
UPL Limited	0.44%	
<b>Cash &amp; Current Assets</b>	<b>0.32%</b>	
<b>Total Net Assets</b>	<b>100.00%</b>	

## Investment Performance NAV as on May 31, 2023: ₹ 184.5591

	Since Inception	5 Years	3 Years	1 Year
<b>Inception - Sept 18, 2002</b>				
Aditya Birla Sun Life Nifty 50 Index Fund	15.11%	11.97%	25.03%	12.16%
Value of Std Investment of ₹ 10,000	184559	17602	19571	11216
<b>Benchmark - Nifty 50 TRI</b>	<b>16.73%</b>	<b>12.89%</b>	<b>26.02%</b>	<b>12.94%</b>
Value of Std Investment of ₹ 10,000	246203	18344	20037	11294
<b>Additional Benchmark - S&amp;P BSE SENSEX TRI</b>	<b>17.36%</b>	<b>13.48%</b>	<b>26.02%</b>	<b>14.05%</b>
Value of Std Investment of ₹ 10,000	275490	18827	20037	11405

Past performance may or may not be sustained in future. The above performance is of Regular Plan - Growth Option. Kindly note that different plans have different expense structure. Load and Taxes are not considered for computation of returns. When scheme/additional benchmark returns are not available, they have not been shown. Total Schemes Co-Managed by Fund Managers is 15. Total Schemes managed by Mr. Hareesh Mehta is 16. Total Schemes managed by Mr. Pranav Gupta is 16. Refer annexure on page no. 169-170 to know more on performance of schemes managed by Fund Managers.  
 Note: The exit load (if any) rate levied at the time of redemption/switch-out of units will be the rate prevailing at the time of allotment of the corresponding units. Customers may request for a separate Exit Load Applicability Report by calling our toll free numbers 1800-270-7000 or from any of our Investor Service Centers.

## NAV of Plans / Options (₹)

	Regular Plan	Direct Plan
<b>Growth</b>	184.5591	187.4721
<b>IDCW*</b>	18.8604	19.3815

\*Income Distribution cum capital withdrawal

Tracking Differences	Regular	Direct
1 Year (%)	-0.78	-0.45
3 Years (%)	-0.98	-0.65
5 Years (%)	-0.93	-0.66
10 Years (%)	-1.15	-0.98
Since Launch (%)	-1.73	-1.00

## SIP Performance - Regular Plan - Growth (assuming SIP of ₹ 10000 per month)

Particulars	Since Inception	5 years	3 years	1 Year
<b>Total Amount Invested (₹)</b>	2490000	600000	360000	120000
<b>Market Value of amount Invested</b>	10696360	852097	442074	127671
<b>Scheme Returns (CAGR)</b>	12.44%	14.02%	13.83%	12.12%
<b>Nifty 50 TRI returns# (CAGR)</b>	14.04%	14.91%	14.70%	12.89%
<b>S&amp;P BSE SENSEX TRI returns## (CAGR)</b>	15.19%	15.14%	14.93%	13.79%

Date of First Installment: October 01, 2002, & Scheme Inception Date: September 18, 2002. Past Performance may or may not be sustained in future.

# Scheme Benchmark, ## Additional Benchmark

For SIP calculations above, the data assumes the investment of ₹ 10000/- on 1st day of every month or the subsequent working day. Load & Taxes are not considered for computation of returns. Performance for IDCW option would assume reinvestment of tax free IDCW declared at the then prevailing NAV. CAGR returns are computed after accounting for the cash flow by using XIRR method (investment internal rate of return). Where Benchmark returns are not available, they have not been shown. **Past performance may or may not be sustained in future.** Returns greater than 1 year period are compounded annualized. IDCW are assumed to be reinvested and bonus is adjusted. Load is not taken into consideration. For SIP returns, monthly investment of equal amounts invested on the 1<sup>st</sup> day of every month has been considered.





## Fund Details

### Investment Objective

The investment objective of the scheme is to provide returns that closely correspond to the total returns of securities as represented by Nifty 50 Equal Weight TR Index, subject to tracking errors. The Scheme does not guarantee/indicate any returns. There can be no assurance that the schemes' objectives will be achieved.

#### Fund Manager

Mr. Haresh Mehta & Mr. Pranav Gupta

#### Date of Allotment

June 08, 2021

#### Benchmark

Nifty 50 Equal Weight TRI

#### Managing Fund Since

March 31, 2023 & June 08, 2022

#### Experience in Managing the Fund

0.2 Years & 1.0 Years

### Fund Category

Index Funds (Equity)

#### Load Structure (as % of NAV) (Incl. for SIP)

Entry Load	Nil
Exit Load	Nil

#### AUM

Monthly Average AUM	₹ 179.16	Crores
AUM as on last day	₹ 180.23	Crores

#### Total Expense Ratio (TER)

Regular	1.06%
Direct	0.39%

Including additional expenses and goods and service tax on management fees.



INVEST NOW

#### Application Amount for fresh subscription

₹ 100 (plus in multiples of ₹ 1)

#### Min. Addl. Investment

₹ 100 (plus in multiples of ₹ 1)

#### SIP

Monthly: Minimum ₹ 100/-

#### Tracking Error

Regular	0.14%
Direct	0.13%

## PORTFOLIO

Issuer	% to Net Assets	Rating
<b>Automobiles</b>	<b>12.97%</b>	
Tata Motors Limited	2.29%	
Eicher Motors Limited	2.28%	
Bajaj Auto Limited	2.15%	
Hero MotoCorp Limited	2.14%	
Mahindra & Mahindra Limited	2.08%	
Maruti Suzuki India Limited	2.03%	
<b>Banks</b>	<b>12.25%</b>	
IndusInd Bank Limited	2.28%	
Kotak Mahindra Bank Limited	2.12%	
State Bank of India	2.04%	
ICICI Bank Limited	2.00%	
Axis Bank Limited	1.97%	
HDFC Bank Limited	1.84%	
<b>IT - Software</b>	<b>9.36%</b>	
Wipro Limited	2.00%	
HCL Technologies Limited	1.95%	
Tata Consultancy Services Limited	1.89%	
Tech Mahindra Limited	1.81%	
Infosys Limited	1.70%	
<b>Pharmaceuticals &amp; Biotechnology</b>	<b>7.68%</b>	
Divi's Laboratories Limited	2.18%	
Cipla Limited	1.92%	
Dr. Reddys Laboratories Limited	1.80%	
Sun Pharmaceutical Industries Limited	1.78%	
<b>Finance</b>	<b>6.19%</b>	
Bajaj Finance Limited	2.24%	
Bajaj Finserv Limited	2.10%	
Housing Development Finance Corporation Limited	1.85%	
<b>Insurance</b>	<b>4.17%</b>	
HDFC Life Insurance Company Limited	2.15%	
SBI Life Insurance Company Limited	2.01%	
<b>Consumer Durables</b>	<b>4.07%</b>	
Asian Paints Limited	2.04%	
Titan Company Limited	2.03%	

Issuer	% to Net Assets	Rating
<b>Food Products</b>	<b>4.04%</b>	
Nestle India Limited	2.06%	
Britannia Industries Limited	1.98%	
<b>Diversified FMCG</b>	<b>4.01%</b>	
ITC Limited	2.10%	
Hindustan Unilever Limited	1.91%	
<b>Petroleum Products</b>	<b>3.87%</b>	
Reliance Industries Limited	1.98%	
Bharat Petroleum Corporation Limited	1.89%	
<b>Cement &amp; Cement Products</b>	<b>3.78%</b>	
UltraTech Cement Limited	1.89%	
Grasim Industries Limited	1.89%	
<b>Ferrous Metals</b>	<b>3.75%</b>	
JSW Steel Limited	1.89%	
Tata Steel Limited	1.85%	
<b>Power</b>	<b>3.72%</b>	
Power Grid Corporation of India Limited	1.90%	
NTPC Limited	1.82%	
<b>Metals &amp; Minerals Trading</b>	<b>2.59%</b>	
Adani Enterprises Limited	2.59%	
<b>Transport Infrastructure</b>	<b>2.11%</b>	
Adani Ports and Special Economic Zone Limited	2.11%	
<b>Consumable Fuels</b>	<b>2.08%</b>	
Coal India Limited	2.08%	
<b>Agricultural Food &amp; other Products</b>	<b>2.05%</b>	
Tata Consumer Products Limited	2.05%	
<b>Telecom - Services</b>	<b>2.00%</b>	
Bharti Airtel Limited	2.00%	
<b>Healthcare Services</b>	<b>1.92%</b>	
Apollo Hospitals Enterprise Limited	1.92%	
<b>Non - Ferrous Metals</b>	<b>1.87%</b>	
Hindalco Industries Limited	1.87%	
<b>Oil</b>	<b>1.85%</b>	
Oil & Natural Gas Corporation Limited	1.85%	
<b>Construction</b>	<b>1.84%</b>	
Larsen & Toubro Limited	1.84%	



Issuer	% to Net Assets	Rating
<b>Fertilizers &amp; Agrochemicals</b>	<b>1.75%</b>	
UPL Limited	1.75%	

Issuer	% to Net Assets	Rating
<b>Cash &amp; Current Assets</b>	<b>0.09%</b>	
<b>Total Net Assets</b>	<b>100.00%</b>	



### Investment Performance

NAV as on May 31, 2023: ₹ 12.0822

Inception - June 08, 2021	Since Inception	5 Years	3 Years	1 Year
<b>Aditya Birla Sun Life Nifty 50 Equal Weight Index Fund</b>	10.03%	NA	NA	14.14%
<b>Value of Std Investment of ₹ 10,000</b>	12082	NA	NA	11414
<b>Benchmark - Nifty 50 Equal Weight TRI</b>	11.54%	NA	NA	15.83%
<b>Value of Std Investment of ₹ 10,000</b>	12410	NA	NA	11583
<b>Additional Benchmark - Nifty 50 TRI</b>	9.94%	NA	NA	12.94%
<b>Value of Std Investment of ₹ 10,000</b>	12062	NA	NA	11294

Past performance may or may not be sustained in future. The above performance is of Regular Plan - Growth Option. Kindly note that different plans have different expense structure. Load and Taxes are not considered for computation of returns. When scheme/additional benchmark returns are not available, they have not been shown. Total Schemes Co-Managed by Fund Managers is 15. Total Schemes managed by Mr. Hareesh Mehta is 16. Total Schemes managed by Mr. Pranav Gupta is 16. Refer annexure on page no. 169-170 to know more on performance of schemes managed by Fund Managers.  
 Note: The exit load (if any) rate levied at the time of redemption/switch-out of units will be the rate prevailing at the time of allotment of the corresponding units. Customers may request for a separate Exit Load Applicability Report by calling our toll free numbers 1800-270-7000 or from any of our Investor Service Centers.  
 \*Standard deviation of daily tracking difference computed for a 1 year horizon. If the fund is non-existent for 1 year then since inception returns are considered.



### NAV of Plans / Options (₹)

	Regular Plan	Direct Plan
<b>Growth</b>	12.0822	12.2387
<b>IDCW*</b>	12.0822	12.2386

\*Income Distribution cum capital withdrawal

Tracking Differences	Regular	Direct
<b>1 Year (%)</b>	-1.69	-0.92
<b>3 Years (%)</b>	-	-
<b>5 Years (%)</b>	-	-
<b>10 Years (%)</b>	-	-
<b>Since Launch (%)</b>	-1.47	-0.75



### SIP Performance - Regular Plan - Growth (assuming SIP of ₹ 10000 per month)

Particulars	Since Inception	5 years	3 years	1 Year
<b>Total Amount Invested (₹)</b>	240000	NA	NA	120000
<b>Market Value of amount Invested</b>	265268	NA	NA	129548
<b>Scheme Returns (CAGR)</b>	9.98%	NA	NA	15.15%
<b>Nifty 50 Equal Weight TRI returns# (CAGR)</b>	11.47%	NA	NA	16.69%
<b>Nifty 50 TRI returns## (CAGR)</b>	8.70%	NA	NA	12.89%

Date of First Installment: July 01, 2021, & Scheme Inception Date: June 08, 2021. Past Performance may or may not be sustained in future.

#### # Scheme Benchmark, ## Additional Benchmark

For SIP calculations above, the data assumes the investment of ₹ 10000/- on 1st day of every month or the subsequent working day. Load & Taxes are not considered for computation of returns. Performance for IDCW option would assume reinvestment of tax free IDCW declared at the then prevailing NAV. CAGR returns are computed after accounting for the cash flow by using XIRR method (investment internal rate of return). Where Benchmark returns are not available, they have not been shown. Past performance may or may not be sustained in future. Returns greater than 1 year period are compounded annualized. IDCW are assumed to be reinvested and bonus is adjusted. Load is not taken into consideration. For SIP returns, monthly investment of equal amounts invested on the 1<sup>st</sup> day of every month has been considered.



## Fund Details

### Investment Objective

The investment objective of the Scheme is to provide returns that closely track the total returns of securities as represented by Nifty Next 50 Index, subject to tracking errors. The Scheme does not guarantee/indicate any returns. There can be no assurance that the objective of the Scheme will be achieved.

### Fund Manager

Mr. Haresh Mehta & Mr. Pranav Gupta

### Date of Allotment

February 18, 2022

### Benchmark

Nifty Next 50 TRI

### Managing Fund Since

March 31, 2023 & June 08, 2022

### Experience in Managing the Fund

0.2 Years & 1.0 Years

### Fund Category

Index Funds (Equity)

### Load Structure (as % of NAV) (Incl. for SIP)

Entry Load	Nil
Exit Load	Nil

### AUM

Monthly Average AUM	₹ 38.57	Crores
AUM as on last day	₹ 39.44	Crores

### Total Expense Ratio (TER)

Regular	1.04%
Direct	0.44%

Including additional expenses and goods and service tax on management fees.



### Application Amount for fresh subscription

₹ 100 (plus in multiples of ₹ 1)

### Min. Addl. Investment

₹ 100 (plus in multiples of ₹ 1)

### SIP

Monthly: Minimum ₹ 100/-

### Tracking Error

Regular	0.14%
Direct	0.14%

## PORTFOLIO

Issuer	% to Net Assets	Rating
<b>Personal Products</b>	<b>8.45%</b>	
Godrej Consumer Products Limited	3.42%	
Dabur India Limited	2.78%	
Colgate Palmolive (India) Limited	1.81%	
Procter & Gamble Hygiene and Health Care Limited	0.44%	
<b>Finance</b>	<b>7.97%</b>	
Cholamandalam Investment and Finance Company Limited	3.55%	
SBI Cards & Payment Services Limited	2.30%	
Bajaj Holdings & Investments Limited	1.09%	
Muthoot Finance Limited	1.03%	
<b>Cement &amp; Cement Products</b>	<b>6.76%</b>	
Shree Cement Limited	2.87%	
Ambuja Cements Limited	2.66%	
ACC Limited	1.23%	
<b>Chemicals &amp; Petrochemicals</b>	<b>6.53%</b>	
Pidilite Industries Limited	3.40%	
SRF Limited	3.13%	
<b>Retailing</b>	<b>5.99%</b>	
Info Edge (India) Limited	2.70%	
Avenue Supermarts Limited	1.71%	
Zomato Limited	0.98%	
FSN E-Commerce Ventures Limited	0.59%	
<b>Aerospace &amp; Defense</b>	<b>5.66%</b>	
Bharat Electronics Limited	3.43%	
Hindustan Aeronautics Limited	2.23%	
<b>Banks</b>	<b>4.72%</b>	
Bank of Baroda	2.94%	
Canara Bank	1.78%	
<b>Electrical Equipment</b>	<b>4.57%</b>	
Siemens Limited	2.70%	
ABB India Limited	1.87%	
<b>Insurance</b>	<b>4.52%</b>	
ICICI Lombard General Insurance Company Limited	2.58%	
ICICI Prudential Life Insurance Company Limited	1.55%	
Life Insurance Corp of India	0.39%	

Issuer	% to Net Assets	Rating
<b>Power</b>	<b>4.37%</b>	
Tata Power Company Limited	2.68%	
Adani Green Energy Limited	0.96%	
Adani Transmission Limited	0.72%	
<b>Consumer Durables</b>	<b>4.10%</b>	
Havells India Limited	2.80%	
Berger Paints (I) Limited	1.30%	
<b>IT - Software</b>	<b>3.92%</b>	
LTIMindtree Ltd	3.92%	
<b>Beverages</b>	<b>3.57%</b>	
United Spirits Limited	2.20%	
Varun Beverages Limited	1.37%	
<b>Gas</b>	<b>3.05%</b>	
GAIL (India) Limited	2.42%	
Adani Gas Limited	0.63%	
<b>Petroleum Products</b>	<b>2.83%</b>	
Indian Oil Corporation Limited	2.83%	
<b>Auto Components</b>	<b>2.73%</b>	
Samvardhana Motherson International Limited	1.37%	
Bosch Limited	1.36%	
<b>Diversified Metals</b>	<b>2.65%</b>	
Vedanta Limited	2.65%	
<b>Agricultural Food &amp; other Products</b>	<b>2.64%</b>	
Marico Limited	2.40%	
Adani Wilmar Limited	0.24%	
<b>Realty</b>	<b>2.51%</b>	
DLF Limited	2.51%	
<b>Fertilizers &amp; Agrochemicals</b>	<b>2.49%</b>	
PI Industries Limited	2.49%	
<b>Transport Services</b>	<b>2.19%</b>	
InterGlobe Aviation Limited	2.19%	
Textiles & Apparels	2.00%	
Page Industries Limited	2.00%	
<b>Leisure Services</b>	<b>1.69%</b>	
Indian Railway Catering & Tourism Corporation Limited	1.69%	



Issuer	% to Net Assets	Rating
<b>Pharmaceuticals &amp; Biotechnology</b>	<b>1.43%</b>	
Torrent Pharmaceuticals Limited	1.43%	
<b>Capital Markets</b>	<b>1.33%</b>	
HDFC ASSET MANAGEMENT COMPANY Limited	1.33%	

Issuer	% to Net Assets	Rating
<b>Telecom - Services</b>	<b>1.10%</b>	
Indus Towers Limited	1.10%	
<b>Cash &amp; Current Assets</b>	<b>0.25%</b>	
<b>Total Net Assets</b>	<b>100.00%</b>	

## Investment Performance NAV as on May 31, 2023: ₹ 10.2631

	Since Inception	5 Years	3 Years	1 Year
<b>Inception - February 18, 2022</b>				
Aditya Birla Sun Life Nifty Next 50 Index Fund	2.05%	NA	NA	7.37%
Value of Std Investment of ₹ 10,000	10263	NA	NA	10737
<b>Benchmark - Nifty Next 50 TRI</b>				
Value of Std Investment of ₹ 10,000	10446	NA	NA	10867
<b>Additional Benchmark - Nifty 50 TRI</b>				
Value of Std Investment of ₹ 10,000	10893	NA	NA	11294

Past performance may or may not be sustained in future. The above performance is of Regular Plan - Growth Option. Kindly note that different plans have different expense structure. Load and Taxes are not considered for computation of returns. When scheme/additional benchmark returns are not available, they have not been shown. Total Schemes Co-Managed by Fund Managers is 15. Total Schemes managed by Mr. Haresh Mehta is 16. Total Schemes managed by Mr. Pranav Gupta is 16. Refer annexure on page no. 169-170 to know more on performance of schemes managed by Fund Managers.

Note: The exit load (if any) rate levied at the time of redemption/switch-out of units will be the rate prevailing at the time of allotment of the corresponding units. Customers may request for a separate Exit Load Applicability Report by calling our toll free numbers 1800-270-7000 or from any of our Investor Service Centers.

\*Standard deviation of daily tracking difference computed for a 1 year horizon. If the fund is non-existent for 1 year then since inception returns are considered.

## NAV of Plans / Options (₹)

	Regular Plan	Direct Plan
<b>Growth</b>	10.2631	10.3558
<b>IDCW*</b>	10.2629	10.3551

\*Income Distribution cum capital withdrawal

Tracking Differences	Regular	Direct
1 Year (%)	-1.30	-0.56
3 Years (%)	-	-
5 Years (%)	-	-
10 Years (%)	-	-
Since Launch (%)	-1.22	-0.49

## SIP Performance - Regular Plan - Growth (assuming SIP of ₹ 10000 per month)

Particulars	Since Inception	5 years	3 years	1 Year
<b>Total Amount Invested (₹)</b>	160000	NA	NA	120000
<b>Market Value of amount Invested</b>	165367	NA	NA	124760
<b>Scheme Returns (CAGR)</b>	4.80%	NA	NA	7.47%
<b>Nifty Next 50 TRI returns# (CAGR)</b>	6.07%	NA	NA	8.77%
<b>Nifty 50 TRI returns## (CAGR)</b>	10.78%	NA	NA	12.89%

Date of First Installment: March 01, 2022 & Scheme Inception Date: February 18, 2022. Past Performance may or may not be sustained in future.

# Scheme Benchmark, ## Additional Benchmark

For SIP calculations above, the data assumes the investment of ₹ 10000/- on 1st day of every month or the subsequent working day. Load & Taxes are not considered for computation of returns. Performance for IDCW option would assume reinvestment of tax free IDCW declared at the then prevailing NAV. CAGR returns are computed after accounting for the cash flow by using XIRR method (investment internal rate of return). Where Benchmark returns are not available, they have not been shown. **Past performance may or may not be sustained in future.** Returns greater than 1 year period are compounded annualized. IDCW are assumed to be reinvested and bonus is adjusted. Load is not taken into consideration. For SIP returns, monthly investment of equal amounts invested on the 1<sup>st</sup> day of every month has been considered.



## Fund Details

### Investment Objective

The investment objective of the Scheme is to provide returns that closely correspond to the total returns of securities as represented by Nifty Midcap 150 Index, subject to tracking errors. The Scheme does not guarantee/indicate any returns. There can be no assurance that the schemes' objectives will be achieved.

### Fund Manager

Mr. Haresh Mehta & Mr. Pranav Gupta

### Date of Allotment

April 01, 2021

### Benchmark

Nifty Midcap 150 Index TRI

### Managing Fund Since

March 31, 2023 & June 08, 2022

### Experience in Managing the Fund

0.2 Years & 1.0 Years

### Fund Category

Index Funds (Equity)

### Load Structure (as % of NAV) (Incl. for SIP)

Entry Load	Nil
Exit Load	For redemption/switchout of units on or before 15 days from the date of allotment: 0.25% of applicable NAV. For redemption / switchout of units after 15 days from the date of allotment - NIL

### AUM

Monthly Average AUM	₹ 89.10	Crores
AUM as on last day	₹ 91.99	Crores

### Total Expense Ratio (TER)

Regular	1.04%
Direct	0.44%

Including additional expenses and goods and service tax on management fees.



### Application Amount for fresh subscription

₹ 100 (plus in multiples of ₹ 1)

### Min. Addl. Investment

₹ 100 (plus in multiples of ₹ 1)

### SIP

Monthly: Minimum ₹ 100/-

### Tracking Error

Regular	0.18%
Direct	0.17%

## PORTFOLIO

Issuer	% to Net Assets	Rating
<b>● Finance</b>	<b>9.60%</b>	
Shriram Finance Ltd	2.06%	
Power Finance Corporation Limited	1.12%	
REC Limited	0.93%	
Sundaram Finance Limited	0.92%	
Mahindra & Mahindra Financial Services Limited	0.89%	
LIC Housing Finance Limited	0.60%	
Piramal Enterprises Limited	0.55%	
Poonawalla Fincorp Limited	0.54%	
CRISIL Limited	0.49%	
Aditya Birla Capital Limited	0.46%	
L&T Finance Holdings Limited	0.41%	
Aavas Financiers Limited	0.33%	
Indian Railway Finance Corporation Limited	0.31%	
<b>● Banks</b>	<b>8.63%</b>	
AU Small Finance Bank Limited	1.98%	
The Federal Bank Limited	1.41%	
IDFC First Bank Limited	1.18%	
Yes Bank Limited	1.09%	
Bandhan Bank Limited	1.05%	
Punjab National Bank	0.82%	
Union Bank of India	0.44%	
Indian Bank	0.36%	
Bank of India	0.31%	
<b>● Industrial Products</b>	<b>8.40%</b>	
Cummins India Limited	1.27%	
Astral Limited	1.14%	
Bharat Forge Limited	1.08%	
APL Apollo Tubes Limited	1.04%	
Supreme Industries Limited	0.95%	
POLYCAB INDIA Limited	0.82%	
AIA Engineering Limited	0.64%	
SKF India Limited	0.54%	
Grindwell Norton Limited	0.51%	
TIMKEN INDIA LTD	0.41%	
<b>● Auto Components</b>	<b>7.88%</b>	
Tube Investments of India Limited	1.58%	
MRF Limited	1.05%	
Balkrishna Industries Limited	0.96%	
Sona BLW Precision Forgings Limited	0.77%	
Apollo Tyres Limited	0.68%	
Sundram Fasteners Limited	0.64%	
Schaeffler India Limited	0.64%	
Motherson Sumi Wiring India Limited	0.52%	
Minda Industries Ltd	0.51%	
Endurance Technologies Limited	0.27%	
ZF Commercial Vehicle Control Systems India Limited	0.27%	
<b>● Pharmaceuticals &amp; Biotechnology</b>	<b>7.17%</b>	
Lupin Limited	1.03%	

Issuer	% to Net Assets	Rating
Aurobindo Pharma Limited	0.98%	
Alkem Laboratories Limited	0.87%	
Laurus Labs Limited	0.69%	
Zydus Lifesciences Limited	0.67%	
Abbott India Limited	0.61%	
Biocon Limited	0.58%	
IPCA Laboratories Limited	0.50%	
Gland Pharma Limited	0.34%	
Pfizer Limited	0.30%	
Ajanta Pharmaceuticals Limited	0.30%	
GlaxoSmithKline Pharmaceuticals Limited	0.28%	
<b>● Chemicals &amp; Petrochemicals</b>	<b>5.95%</b>	
Navin Fluorine International Limited	0.85%	
Deepak Nitrite Limited	0.81%	
Tata Chemicals Limited	0.80%	
Gujarat Fluorochemicals Limited	0.72%	
Atul Limited	0.57%	
Aarti Industries Limited	0.53%	
Solar Industries India Limited	0.49%	
Linde India Limited	0.45%	
Vinati Organics Limited	0.25%	
Fine Organic Industries Limited	0.18%	
Alkyl Amines Chemicals Limited	0.18%	
Clean Science & Technology Limited	0.14%	
<b>● IT - Software</b>	<b>5.23%</b>	
Persistent Systems Limited	1.38%	
Tata Elxsi Limited	1.37%	
Coforge Limited	0.87%	
Mphasis Limited	0.86%	
Oracle Financial Services Software Limited	0.45%	
Happiest Minds Technologies Limited	0.31%	
<b>● Consumer Durables</b>	<b>5.23%</b>	
Voltas Limited	0.99%	
Crompton Greaves Consumer Electricals Limited	0.93%	
Dixon Technologies (India) Limited	0.76%	
Kajaria Ceramics Limited	0.56%	
Bata India Limited	0.54%	
Rajesh Exports Limited	0.39%	
Relaxo Footwears Limited	0.35%	
Kansai Nerolac Paints Limited	0.32%	
Whirlpool of India Limited	0.24%	
Metro Brands Limited	0.15%	
<b>● Healthcare Services</b>	<b>3.80%</b>	
Max Healthcare Institute Limited	2.15%	
Fortis Healthcare Limited	0.76%	
Syngene International Limited	0.52%	
Dr. Lal Path Labs Limited	0.37%	
<b>● Realty</b>	<b>3.20%</b>	
Godrej Properties Limited	0.84%	



Issuer	% to Net Assets	Rating
Phoenix Mills Limited	0.72%	
Macrotech Developers Limited	0.70%	
Obero Realty Limited	0.57%	
Prestige EStates Projects Limited	0.36%	
<b>Leisure Services</b>	<b>3.18%</b>	
The Indian Hotels Company Limited	1.82%	
Jubilant Foodworks Limited	0.98%	
Devyani International Limited	0.38%	
<b>Power</b>	<b>2.69%</b>	
Adani Power Limited	1.02%	
NHPC Limited	0.63%	
JSW Energy Limited	0.55%	
Torrent Power Limited	0.49%	
<b>Retailing</b>	<b>2.43%</b>	
Trent Limited	1.82%	
Aditya Birla Fashion and Retail Limited	0.35%	
Vedant Fashions Private Limited	0.25%	
<b>Electrical Equipment</b>	<b>2.37%</b>	
CG Power and Industrial Solutions Limited	1.34%	
Bharat Heavy Electricals Limited	0.56%	
Thermax Limited	0.47%	
<b>Gas</b>	<b>2.25%</b>	
Petronet LNG Limited	0.90%	
Indraprastha Gas Limited	0.89%	
Gujarat Gas Limited	0.46%	
<b>Cement &amp; Cement Products</b>	<b>2.07%</b>	
Dalmia Bharat Limited	0.89%	
The Ramco Cements Limited	0.61%	
JK Cement Limited	0.57%	
<b>Ferrous Metals</b>	<b>1.64%</b>	
Jindal Steel & Power Limited	1.01%	
Steel Authority of India Limited	0.63%	
<b>Automobiles</b>	<b>1.61%</b>	
TVS Motor Company Limited	1.61%	
<b>Transport Services</b>	<b>1.59%</b>	
Container Corporation of India Limited	0.98%	
Delhivery Ltd	0.42%	
Blue Dart Express Limited	0.20%	
<b>Agricultural Commercial &amp; Construction Vehicles</b>	<b>1.50%</b>	
Ashok Leyland Limited	1.12%	
Escorts Kubota Limited	0.38%	
<b>Insurance</b>	<b>1.48%</b>	
Max Financial Services Limited	0.85%	
General Insurance Corporation Of India	0.24%	
Star Health & Allied Insurance Limited	0.23%	
The New India Assurance Company Limited	0.16%	
<b>Financial Technology (Fintech)</b>	<b>1.43%</b>	
PB Fintech Limited	0.75%	

Issuer	% to Net Assets	Rating
One 97 Communications Limited	0.68%	
<b>Telecom - Services</b>	<b>1.29%</b>	
Tata Communications Limited	0.80%	
Vodafone Idea Limited	0.32%	
Tata Teleservices Maharashtra Limited	0.17%	
<b>Entertainment</b>	<b>1.15%</b>	
Zee Entertainment Enterprises Limited	0.95%	
Sun TV Network Limited	0.20%	
<b>Fertilizers &amp; Agrochemicals</b>	<b>1.14%</b>	
Coromandel International Limited	0.60%	
Bayer Cropscience Limited	0.28%	
Sumitomo Chemical India Limited	0.26%	
<b>Petroleum Products</b>	<b>0.88%</b>	
Hindustan Petroleum Corporation Limited	0.88%	
<b>IT - Services</b>	<b>0.84%</b>	
L&T Technology Services Limited	0.57%	
Affle (India) Limited	0.27%	
<b>Minerals &amp; Mining</b>	<b>0.65%</b>	
NMDC Limited	0.65%	
<b>Beverages</b>	<b>0.55%</b>	
United Breweries Limited	0.55%	
<b>Diversified</b>	<b>0.54%</b>	
3M India Limited	0.37%	
Godrej Industries Limited	0.16%	
<b>Transport Infrastructure</b>	<b>0.53%</b>	
GMR Infrastructure Limited	0.53%	
<b>Oil</b>	<b>0.49%</b>	
Oil India Limited	0.49%	
<b>Industrial Manufacturing</b>	<b>0.47%</b>	
Honeywell Automation India Limited	0.47%	
<b>Textiles &amp; Apparels</b>	<b>0.46%</b>	
K.P.R. Mill Limited	0.26%	
Trident Limited	0.20%	
<b>Capital Markets</b>	<b>0.43%</b>	
Nippon Life India Asset Management Limited	0.21%	
ICICI Securities Limited	0.21%	
<b>Personal Products</b>	<b>0.42%</b>	
Emami Limited	0.42%	
<b>Non - Ferrous Metals</b>	<b>0.41%</b>	
Hindustan Zinc Limited	0.41%	
<b>Agricultural Food &amp; other Products</b>	<b>0.38%</b>	
Patanjali Foods Limited	0.38%	
<b>Cash &amp; Current Assets</b>	<b>0.04%</b>	
<b>Total Net Assets</b>	<b>100.00%</b>	

## Investment Performance NAV as on May 31, 2023: ₹ 13.9275

Inception - April 01, 2021	Since Inception	5 Years	3 Years	1 Year
Aditya Birla Sun Life Nifty Midcap 150 Index Fund	16.54%	NA	NA	18.46%
Value of Std Investment of ₹ 10,000	13928	NA	NA	11846
Benchmark - Nifty Midcap 150 TRI	17.10%	NA	NA	19.81%
Value of Std Investment of ₹ 10,000	14072	NA	NA	11981
Additional Benchmark - Nifty 50 TRI	12.08%	NA	NA	12.94%
Value of Std Investment of ₹ 10,000	12801	NA	NA	11294

Past performance may or may not be sustained in future. The above performance is of Regular Plan - Growth Option. Kindly note that different plans have different expense structure. Load and Taxes are not considered for computation of returns. When scheme/additional benchmark returns are not available, they have not been shown. Total Schemes Co-Managed by Fund Managers is 15. Total Schemes managed by Mr. Hareesh Mehta is 16. Total Schemes managed by Mr. Pranav Gupta is 16. Refer annexure on page no. 169-170 to know more on performance of schemes managed by Fund Managers.  
 Note: The exit load (if any) rate levied at the time of redemption/switch-out of units will be the rate prevailing at the time of allotment of the corresponding units. Customers may request for a separate Exit Load Applicability Report by calling our toll free numbers 1800-270-7000 or from any of our Investor Service Centers.

## NAV of Plans / Options (₹)

	Regular Plan	Direct Plan
Growth	13.9275	14.1321
IDCW <sup>2</sup> :	13.9256	14.1318

<sup>2</sup>Income Distribution cum capital withdrawal

Tracking Differences	Regular	Direct
1 Year (%)	-1.36	-0.52
3 Years (%)	-	-
5 Years (%)	-	-
10 Years (%)	-	-
Since Launch (%)	-1.21	-0.42

## SIP Performance - Regular Plan - Growth (assuming SIP of ₹ 10000 per month)

Particulars	Since Inception	5 years	3 years	1 Year
Total Amount Invested (₹)	270000	NA	NA	120000
Market Value of amount Invested	310894	NA	NA	131554
Scheme Returns (CAGR)	12.65%	NA	NA	18.42%
Nifty Midcap 150 TRI returns# (CAGR)	13.86%	NA	NA	19.58%
Nifty 50 TRI returns## (CAGR)	9.66%	NA	NA	12.89%

Date of First Installment: April 01, 2021, & Scheme Inception Date: April 01, 2021. Past Performance may or may not be sustained in future.

# Scheme Benchmark, ## Additional Benchmark  
 For SIP calculations above, the data assumes the investment of ₹ 10000/- on 1st day of every month or the subsequent working day. Load & Taxes are not considered for computation of returns. Performance for IDCW option would assume reinvestment of tax free IDCW declared at the then prevailing NAV. CAGR returns are computed after accounting for the cash flow by using XIRR method (investment internal rate of return). Where Benchmark returns are not available, they have not been shown. Past performance may or may not be sustained in future. Returns greater than 1 year period are compounded annualized. IDCW are assumed to be reinvested and bonus is adjusted. Load is not taken into consideration. For SIP returns, monthly investment of equal amounts invested on the 1<sup>st</sup> day of every month has been considered.





## Fund Details

### Investment Objective

The investment objective of the scheme is to provide returns that closely correspond to the total returns of securities as represented by Nifty Smallcap 50 Index, subject to tracking errors. The Scheme does not guarantee/indicate any returns. There can be no assurance that the schemes' objectives will be achieved.

### Fund Manager

Mr. Hareesh Mehta & Mr. Pranav Gupta

### Date of Allotment

April 01, 2021

### Benchmark

Nifty Smallcap 50 TRI

### Managing Fund Since

March 31, 2023 & June 08, 2022

### Experience in Managing the Fund

0.2 Years & 1.0 Years

### Fund Category

Index Funds (Equity)

### Load Structure (as % of NAV) (Incl. for SIP)

Entry Load	Nil
Exit Load	For redemption/switchout of units on or before 15 days from the date of allotment: 0.25% of applicable NAV. For redemption / switchout of units after 15 days from the date of allotment - NIL

### AUM

Monthly Average AUM	₹ 58.92	Crores
AUM as on last day	₹ 64.10	Crores

### Total Expense Ratio (TER)

Regular	1.05%
Direct	0.47%

Including additional expenses and goods and service tax on management fees.



### Application Amount for fresh subscription

₹ 100 (plus in multiples of ₹ 1)

### Min. Addl. Investment

₹ 100 (plus in multiples of ₹ 1)

### SIP

Monthly: Minimum ₹ 100/-

### Tracking Error

Regular	0.20%
Direct	0.19%

## PORTFOLIO

Issuer	% to Net Assets	Rating
<b>Capital Markets</b>	<b>16.61%</b>	
Indian Energy Exchange Limited	4.34%	
Central Depository Services (India) Limited	3.25%	
Computer Age Management Services Limited	2.89%	
BSE Limited	2.83%	
Angel Broking Limited	2.23%	
UTI ASSET MANAGEMENT COMPANY Limited	1.08%	
<b>Banks</b>	<b>10.04%</b>	
RBL Bank Limited	3.60%	
City Union Bank Limited	3.37%	
IDBI Bank Limited	1.11%	
Indian Overseas Bank	0.69%	
Bank of Maharashtra	0.69%	
UCO BANK	0.59%	
<b>IT - Software</b>	<b>9.29%</b>	
KPIT Technologies Limited	6.33%	
Birlasoft Limited	2.09%	
Latent View Analytics Limited	0.88%	
<b>Finance</b>	<b>7.20%</b>	
IDFC Limited	4.93%	
Manappuram Finance Limited	2.27%	
<b>Chemicals &amp; Petrochemicals</b>	<b>5.54%</b>	
Gujarat Narmada Valley Fertilizers and Chemicals Limited	1.95%	
Jubilant Ingrevia Limited	1.10%	
Anupam Rasayan India Limited	0.99%	
Balaji Amines Limited	0.82%	
Laxmi Organic Industries Ltd	0.69%	
<b>Non - Ferrous Metals</b>	<b>4.22%</b>	
National Aluminium Company Limited	2.82%	
Hindustan Copper Limited	1.39%	
<b>IT - Services</b>	<b>3.98%</b>	
Cyient Limited	3.98%	
<b>Commercial Services &amp; Supplies</b>	<b>3.87%</b>	
Redington (India) Limited	3.87%	
<b>Construction</b>	<b>3.61%</b>	
Rail Vikas Nigam Limited	2.06%	
IRB Infrastructure Developers Limited	1.55%	

Issuer	% to Net Assets	Rating
<b>Electrical Equipment</b>	<b>3.53%</b>	
Suzlon Energy Limited	3.53%	
<b>Entertainment</b>	<b>3.53%</b>	
PVR Limited	3.53%	
<b>Telecom - Services</b>	<b>3.45%</b>	
HFCL Limited	2.04%	
Route Mobile Limited	1.41%	
<b>Beverages</b>	<b>3.39%</b>	
Radico Khaitan Limited	3.39%	
<b>Pharmaceuticals &amp; Biotechnology</b>	<b>2.80%</b>	
J.B. Chemicals & Pharmaceuticals Limited	2.80%	
<b>Healthcare Services</b>	<b>2.67%</b>	
Global Health Ltd/India	1.43%	
METROPOLIS HEALTHCARE LIMITED	1.25%	
<b>Auto Components</b>	<b>2.23%</b>	
Amara Raja Batteries Limited	2.23%	
<b>Aerospace &amp; Defense</b>	<b>1.89%</b>	
Bharat Dynamics Limited	1.89%	
<b>Fertilizers &amp; Agrochemicals</b>	<b>1.66%</b>	
Chambal Fertilizers & Chemicals Limited	1.66%	
<b>Power</b>	<b>1.65%</b>	
CESC Limited	1.65%	
<b>Agricultural Food &amp; other Products</b>	<b>1.24%</b>	
Shree Renuka Sugars Ltd.	1.24%	
<b>Cement &amp; Cement Products</b>	<b>1.20%</b>	
Birla Corporation Limited	1.20%	
<b>Textiles &amp; Apparels</b>	<b>0.99%</b>	
Welspun India Limited	0.99%	
<b>Retailing</b>	<b>0.98%</b>	
Medplus Health Services Limited	0.98%	
<b>Industrial Manufacturing</b>	<b>0.92%</b>	
Mazagon Dock Shipbuilders Limited	0.92%	
<b>Consumer Durables</b>	<b>0.90%</b>	
Campus Activewear Limited	0.90%	
<b>Industrial Products</b>	<b>0.81%</b>	
Graphite India Limited	0.81%	
<b>Leisure Services</b>	<b>0.75%</b>	



Issuer	% to Net Assets	Rating
Easy Trip Planners Limited	0.75%	
<b>Food Products</b>	<b>0.50%</b>	
Bikaji Foods International Ltd	0.50%	
<b>Petroleum Products</b>	<b>0.43%</b>	

Issuer	% to Net Assets	Rating
Mangalore Refinery and Petrochemicals Limited	0.43%	
<b>Cash &amp; Current Assets</b>	<b>0.11%</b>	
<b>Total Net Assets</b>	<b>100.00%</b>	

## Investment Performance NAV as on May 31, 2023: ₹ 11.2419

Inception - April 01, 2021	Since Inception	5 Years	3 Years	1 Year
Aditya Birla Sun Life Nifty Smallcap 50 Index Fund	5.56%	NA	NA	9.93%
Value of Std Investment of ₹ 10,000	11242	NA	NA	10993
Benchmark - Nifty Smallcap 50 TRI	6.31%	NA	NA	11.23%
Value of Std Investment of ₹ 10,000	11416	NA	NA	11123
Additional Benchmark - Nifty 50 TRI	12.08%	NA	NA	12.94%
Value of Std Investment of ₹ 10,000	12801	NA	NA	11294

Past performance may or may not be sustained in future. The above performance is of Regular Plan - Growth Option. Kindly note that different plans have different expense structure. Load and Taxes are not considered for computation of returns. When scheme/additional benchmark returns are not available, they have not been shown. Total Schemes Co- Managed by Fund Managers is 15. Total Schemes managed by Mr. Haresh Mehta is 16. Total Schemes managed by Mr. Pranav Gupta is 16. Refer annexure on page no. 169-170 to know more on performance of schemes managed by Fund Managers.  
 Note: The exit load (if any) rate levied at the time of redemption/switch-out of units will be the rate prevailing at the time of allotment of the corresponding units. Customers may request for a separate Exit Load Applicability Report by calling our toll free numbers 1800-270-7000 or from any of our Investor Service Centers.

## NAV of Plans / Options (₹)

	Regular Plan	Direct Plan
<b>Growth</b>	11.2419	11.4110
<b>IDCW<sup>2</sup>:</b>	11.2419	11.4090

<sup>2</sup>Income Distribution cum capital withdrawal

Tracking Differences	Regular	Direct
1 Year (%)	-1.31	-0.53
3 Years (%)	-	-
5 Years (%)	-	-
10 Years (%)	-	-
Since Launch (%)	-1.22	-0.49

## SIP Performance - Regular Plan - Growth (assuming SIP of ₹ 10000 per month)

Particulars	Since Inception	5 years	3 years	1 Year
Total Amount Invested (₹)	270000	NA	NA	120000
Market Value of amount Invested	273495	NA	NA	130090
Scheme Returns (CAGR)	1.11%	NA	NA	16.03%
Nifty Smallcap 50 TRI returns# (CAGR)	2.27%	NA	NA	17.22%
Nifty 50 TRI returns## (CAGR)	9.66%	NA	NA	12.89%

Date of First Installment: April 01, 2021 & Scheme Inception Date: April 01, 2021. Past Performance may or may not be sustained in future.

# Scheme Benchmark, ## Additional Benchmark

For SIP calculations above, the data assumes the investment of ₹ 10000/- on 1st day of every month or the subsequent working day. Load & Taxes are not considered for computation of returns. Performance for IDCW option would assume reinvestment of tax free IDCW declared at the then prevailing NAV. CAGR returns are computed after accounting for the cash flow by using XIRR method (investment internal rate of return). Where Benchmark returns are not available, they have not been shown. **Past performance may or may not be sustained in future.** Returns greater than 1 year period are compounded annualized. IDCW are assumed to be reinvested and bonus is adjusted. Load is not taken into consideration. For SIP returns, monthly investment of equal amounts invested on the 1<sup>st</sup> day of every month has been considered.



### Fund Details

#### Investment Objective

The investment objective of the scheme is to provide returns that closely correspond to the total returns of securities as represented by Nifty 50 TRI, subject to tracking errors. The Scheme does not guarantee/indicate any returns. There can be no assurance that the scheme objectives will be achieved.

#### Fund Manager

Mr. Haresh Mehta & Mr. Pranav Gupta

#### Date of Allotment

July 21, 2011

#### Benchmark

Nifty 50 TRI

#### Managing Fund Since

March 31, 2023 & June 08, 2022

#### Experience in Managing the Fund

0.2 Years & 1.0 Years

#### Fund Category

Exchange Traded Fund (ETF)

#### Load Structure (as % of NAV) (Incl. for SIP)

Entry Load	Nil
Exit Load	Nil

#### AUM

Monthly Average AUM	₹ 1303.11	Crores
AUM as on last day	₹ 1325.27	Crores

#### Total Expense Ratio (TER)

Regular	0.05%
---------	-------

Including additional expenses and goods and service tax on management fees.

#### Tracking Error

Regular	0.04%
---------	-------



#### Other Parameters

Standard Deviation	14.87%
Sharpe Ratio	1.31
Beta	1.00
Tracking Error (3 year)	0.05%

Note: Standard Deviation, Sharpe Ratio & Beta are calculated on Annualised basis using 3 years history of monthly returns. Risk Free Rate assumed to be 6.4% (FBIL Overnight MIBOR as on 31 May 2023) for calculating Sharpe Ratio

#### Application Amount for fresh subscription & Min. Addl. Investment (Market Makers)

The Creation Unit size for the scheme shall be 5,00,000 units and in multiples thereof.

#### NAV:

20.9245

## PORTFOLIO

Issuer	% to Net Assets	Rating
<b>Banks</b>	<b>27.30%</b>	
HDFC Bank Limited	8.71%	
ICICI Bank Limited	8.13%	
Kotak Mahindra Bank Limited	3.63%	
Axis Bank Limited	3.07%	
State Bank of India	2.73%	
IndusInd Bank Limited	1.03%	
<b>IT - Software</b>	<b>12.97%</b>	
Infosys Limited	5.77%	
Tata Consultancy Services Limited	4.13%	
HCL Technologies Limited	1.49%	
Tech Mahindra Limited	0.85%	
Wipro Limited	0.73%	
<b>Petroleum Products</b>	<b>10.67%</b>	
Reliance Industries Limited	10.25%	
Bharat Petroleum Corporation Limited	0.43%	
<b>Finance</b>	<b>9.11%</b>	
Housing Development Finance Corporation Limited	5.87%	
Bajaj Finance Limited	2.28%	
Bajaj Finserv Limited	0.96%	
<b>Diversified FMCG</b>	<b>7.74%</b>	
ITC Limited	4.82%	
Hindustan Unilever Limited	2.92%	
<b>Automobiles</b>	<b>5.80%</b>	
Maruti Suzuki India Limited	1.53%	
Mahindra & Mahindra Limited	1.45%	
Tata Motors Limited	1.14%	
Bajaj Auto Limited	0.63%	
Eicher Motors Limited	0.62%	
Hero MotoCorp Limited	0.44%	
<b>Construction</b>	<b>3.27%</b>	
Larsen & Toubro Limited	3.27%	
<b>Consumer Durables</b>	<b>3.21%</b>	
Asian Paints Limited	1.77%	

Issuer	% to Net Assets	Rating
Titan Company Limited	1.44%	
<b>Pharmaceuticals &amp; Biotechnology</b>	<b>3.11%</b>	
Sun Pharmaceutical Industries Limited	1.29%	
Dr. Reddys Laboratories Limited	0.67%	
Cipla Limited	0.61%	
Divi's Laboratories Limited	0.54%	
<b>Telecom - Services</b>	<b>2.56%</b>	
Bharti Airtel Limited	2.56%	
<b>Power</b>	<b>1.99%</b>	
NTPC Limited	1.01%	
Power Grid Corporation of India Limited	0.98%	
<b>Cement &amp; Cement Products</b>	<b>1.89%</b>	
UltraTech Cement Limited	1.11%	
Grasim Industries Limited	0.78%	
<b>Ferrous Metals</b>	<b>1.85%</b>	
Tata Steel Limited	1.05%	
JSW Steel Limited	0.81%	
<b>Food Products</b>	<b>1.62%</b>	
Nestle India Limited	0.95%	
Britannia Industries Limited	0.67%	
<b>Insurance</b>	<b>1.40%</b>	
HDFC Life Insurance Company Limited	0.72%	
SBI Life Insurance Company Limited	0.68%	
<b>Metals &amp; Minerals Trading</b>	<b>0.84%</b>	
Adani Enterprises Limited	0.84%	
<b>Oil</b>	<b>0.74%</b>	
Oil & Natural Gas Corporation Limited	0.74%	
<b>Non - Ferrous Metals</b>	<b>0.73%</b>	
Hindalco Industries Limited	0.73%	
<b>Transport Infrastructure</b>	<b>0.69%</b>	
Adani Ports and Special Economic Zone Limited	0.69%	
<b>Consumable Fuels</b>	<b>0.62%</b>	
Coal India Limited	0.62%	
<b>Agricultural Food &amp; other Products</b>	<b>0.58%</b>	



Issuer	% to Net Assets	Rating
Tata Consumer Products Limited	0.58%	
<b>Healthcare Services</b>	<b>0.57%</b>	
Apollo Hospitals Enterprise Limited	0.57%	
<b>Fertilizers &amp; Agrochemicals</b>	<b>0.44%</b>	

Issuer	% to Net Assets	Rating
UPL Limited	0.44%	
<b>Cash &amp; Current Assets</b>	<b>0.29%</b>	
<b>Total Net Assets</b>	<b>100.00%</b>	



### Investment Performance

NAV as on May 31, 2023: ₹ 20.9245

Inception - July 21, 2011	Since Inception	5 Years	3 Years	1 Year
Aditya Birla Sun Life Nifty 50 ETF	11.85%	12.72%	25.93%	12.90%
Value of Std Investment of ₹ 10,000	37759	18201	19997	11290
Benchmark - Nifty 50 TRI	12.05%	12.89%	26.02%	12.94%
Value of Std Investment of ₹ 10,000	38603	18344	20037	11294
Additional Benchmark - S&P BSE Sensex TRI	12.34%	13.48%	26.02%	14.05%
Value of Std Investment of ₹ 10,000	39789	18827	20037	11405

Past performance may or may not be sustained in future. The above performance is of Regular Plan - Growth Option. Kindly note that different plans have different expense structure. Load and Taxes are not considered for computation of returns. When scheme/additional benchmark returns are not available, they have not been shown. Total Schemes Co- Managed by Fund Managers is 15. Total Schemes managed by Mr. Haresh Mehta is 16. Total Schemes managed by Mr. Pranav Gupta is 16. Refer annexure on page no. 169-170 to know more on performance of schemes managed by Fund Managers.

Note: The exit load (if any) rate levied at the time of redemption/switch-out of units will be the rate prevailing at the time of allotment of the corresponding units. Customers may request for a separate Exit Load Applicability Report by calling our toll free numbers 1800-270-7000 or from any of our Investor Service Centers.

\*Standard deviation of daily tracking difference computed for a 1 year horizon. If the fund is non-existent for 1 year then since inception returns are considered.

Tracking Differences	Regular
1 Year (%)	-0.04
3 Years (%)	-0.08
5 Years (%)	-0.18
10 Years (%)	-0.18
Since Launch (%)	-0.19





Fund Details

## Investment Objective

The investment objective of the scheme is to provide returns before expenses that closely correspond to the total returns of securities as represented by S&P BSE SENSEX TRI, subject to tracking errors. The Scheme does not guarantee/indicate any returns. There can be no assurance that the schemes' objectives will be achieved.

### Fund Manager

Mr. Haresh Mehta & Mr. Pranav Gupta

### Date of Allotment

July 18, 2016

### Benchmark

S&P BSE Sensex TRI

### Managing Fund Since

March 31, 2023 & June 08, 2022

### Experience in Managing the Fund

0.2 Years & 1.0 Years

## Fund Category

Exchange Traded Fund (ETF)

### Load Structure (as % of NAV) (Incl. for SIP)

Entry Load	Nil
Exit Load	Nil

### AUM

Monthly Average AUM	₹ 109.92	Crores
AUM as on last day	₹ 111.52	Crores

### Total Expense Ratio (TER)

Regular	0.09%
---------	-------

Including additional expenses and goods and service tax on management fees.

### Tracking Error

Regular	0.04%
---------	-------



### Other Parameters

Standard Deviation	15.05%
Sharpe Ratio	1.29
Beta	1.00
Tracking Error (3 year)	0.10%

Note: Standard Deviation, Sharpe Ratio & Beta are calculated on Annualised basis using 3 years history of monthly returns. Risk Free Rate assumed to be 6.4% (FBIL Overnight MIBOR as on 31 May 2023) for calculating Sharpe Ratio

### Application Amount for fresh subscription & Min. Addl. Investment (Market Makers)

The Creation Unit size for the scheme shall be 1,00,000 units and in multiples thereof.

### NAV:

60.8124

## PORTFOLIO

Issuer	% to Net Assets	Rating
<b>Banks</b>	<b>30.94%</b>	
HDFC Bank Limited	9.93%	
ICICI Bank Limited	9.26%	
Kotak Mahindra Bank Limited	3.99%	
Axis Bank Limited	3.54%	
State Bank of India	3.04%	
IndusInd Bank Limited	1.17%	
<b>IT - Software</b>	<b>14.92%</b>	
Infosys Limited	6.68%	
Tata Consultancy Services Limited	4.72%	
HCL Technologies Limited	1.70%	
Tech Mahindra Limited	0.99%	
Wipro Limited	0.84%	
<b>Petroleum Products</b>	<b>11.94%</b>	
Reliance Industries Limited	11.94%	
<b>Finance</b>	<b>10.61%</b>	
Housing Development Finance Corporation Limited	6.75%	
Bajaj Finance Limited	2.61%	
Bajaj Finserv Limited	1.26%	
<b>Diversified FMCG</b>	<b>8.81%</b>	
ITC Limited	5.49%	
Hindustan Unilever Limited	3.32%	
<b>Automobiles</b>	<b>4.80%</b>	

Issuer	% to Net Assets	Rating
Mahindra & Mahindra Limited	1.77%	
Maruti Suzuki India Limited	1.74%	
Tata Motors Limited	1.30%	
<b>Construction</b>	<b>3.73%</b>	
Larsen & Toubro Limited	3.73%	
<b>Consumer Durables</b>	<b>3.66%</b>	
Asian Paints Limited	2.02%	
Titan Company Limited	1.65%	
<b>Telecom - Services</b>	<b>2.94%</b>	
Bharti Airtel Limited	2.94%	
<b>Power</b>	<b>2.27%</b>	
NTPC Limited	1.16%	
Power Grid Corporation of India Limited	1.12%	
<b>Pharmaceuticals &amp; Biotechnology</b>	<b>1.47%</b>	
Sun Pharmaceutical Industries Limited	1.47%	
<b>Cement &amp; Cement Products</b>	<b>1.27%</b>	
UltraTech Cement Limited	1.27%	
<b>Ferrous Metals</b>	<b>1.19%</b>	
Tata Steel Limited	1.19%	
<b>Food Products</b>	<b>1.08%</b>	
Nestle India Limited	1.08%	
<b>Cash &amp; Current Assets</b>	<b>0.33%</b>	
<b>Total Net Assets</b>	<b>100.00%</b>	



## Investment Performance

NAV as on May 31, 2023: ₹ 60.8124

Inception - July 18, 2016	Since Inception	5 Years	3 Years	1 Year
Aditya Birla Sun Life S&P BSE Sensex ETF	12.12%	12.19%	25.82%	13.95%
Value of Std Investment of ₹ 10,000	21951	17778	19943	11395
Benchmark - S&P BSE Sensex TRI	13.91%	13.48%	26.02%	14.05%
Value of Std Investment of ₹ 10,000	24476	18827	20037	11405
Additional Benchmark - Nifty 50 TRI	13.36%	12.89%	26.02%	12.94%
Value of Std Investment of ₹ 10,000	23670	18344	20037	11294

Past performance may or may not be sustained in future. The above performance is of Regular Plan - Growth Option. Kindly note that different plans have different expense structure. Load and Taxes are not considered for computation of returns. When scheme/additional benchmark returns are not available, they have not been shown. Total Schemes Co- Managed by Fund Managers is 15. Total Schemes managed by Mr. Haresh Mehta is 16. Total Schemes managed by Mr. Pranav Gupta is 16. Refer annexure on page no. 169-170 to know more on performance of schemes managed by Fund Managers.

Note: The exit load (if any) rate levied at the time of redemption/switch-out of units will be the rate prevailing at the time of allotment of the corresponding units. Customers may request for a separate Exit Load Applicability Report by calling our toll free numbers 1800-270-7000 or from any of our Investor Service Centers.

\*Standard deviation of daily tracking difference computed for a 1 year horizon. If the fund is non-existent for 1 year then since inception returns are considered.

Tracking Differences	Regular
1 Year (%)	-0.10
3 Years (%)	-0.20
5 Years (%)	-1.29
10 Years (%)	-
Since Launch (%)	-1.79





Fund Details

## Investment Objective

The investment objective of the scheme is to provide returns that closely correspond to the total returns of securities as represented by Nifty Next 50, subject to tracking errors. The Scheme does not guarantee/indicate any returns. There can be no assurance that the schemes' objectives will be achieved.

### Fund Manager

Mr. Haresh Mehta & Mr. Pranav Gupta

### Date of Allotment

December 18, 2018

### Benchmark

Nifty Next 50 TR Index

### Managing Fund Since

March 31, 2023 & June 08, 2022

### Experience in Managing the Fund

0.2 Years & 1.0 Years

## Fund Category

Exchange Traded Fund (ETF)

### Load Structure (as % of NAV) (Incl. for SIP)

Entry Load	Nil
Exit Load	Nil

### AUM

Monthly Average AUM	₹ 15.65	Crores
AUM as on last day^	₹ 15.95	Crores

^Net assets excludes aggregate investments by other schemes of Aditya Birla Sun Life Mutual Fund amounting to Rs. 5,645.49 Crs as on May 31, 2023.

### Total Expense Ratio (TER)

Regular	0.05%
Including additional expenses and goods and service tax on management fees.	

### Tracking Error

Regular	0.08%
---------	-------



### Other Parameters

Standard Deviation	16.92%
Sharpe Ratio	0.87
Beta	1.00
Tracking Error (3 year)	0.18%

Note: Standard Deviation, Sharpe Ratio & Beta are calculated on Annualised basis using 3 years history of monthly returns. Risk Free Rate assumed to be 6.4% (FBIL Overnight MIBOR as on 31 May 2023) for calculating Sharpe Ratio

### Application Amount for fresh subscription & Min. Addl. Investment (Market Makers)

The Creation Unit size for the scheme shall be 1,00,000 units and in multiples thereof.

### NAV:

43.2151

## PORTFOLIO

Issuer	% to Net Assets	Rating
<b>Personal Products</b>	<b>8.45%</b>	
Godrej Consumer Products Limited	3.42%	
Dabur India Limited	2.78%	
Colgate Palmolive (India) Limited	1.81%	
Procter & Gamble Hygiene and Health Care Limited	0.44%	
<b>Finance</b>	<b>7.97%</b>	
Cholamandalam Investment and Finance Company Limited	3.55%	
SBI Cards & Payment Services Limited	2.30%	
Bajaj Holdings & Investments Limited	1.09%	
Muthoot Finance Limited	1.03%	
<b>Cement &amp; Cement Products</b>	<b>6.75%</b>	
Shree Cement Limited	2.87%	
Ambuja Cements Limited	2.66%	
ACC Limited	1.23%	
<b>Chemicals &amp; Petrochemicals</b>	<b>6.53%</b>	
Pidilite Industries Limited	3.40%	
SRF Limited	3.13%	
<b>Retailing</b>	<b>5.98%</b>	
Info Edge (India) Limited	2.70%	
Avenue Supermarts Limited	1.71%	
Zomato Limited	0.98%	
FSN E-Commerce Ventures Limited	0.59%	
<b>Aerospace &amp; Defense</b>	<b>5.66%</b>	
Bharat Electronics Limited	3.43%	
Hindustan Aeronautics Limited	2.23%	
<b>Banks</b>	<b>4.72%</b>	
Bank of Baroda	2.94%	
Canara Bank	1.78%	
<b>Electrical Equipment</b>	<b>4.57%</b>	
Siemens Limited	2.70%	
ABB India Limited	1.87%	
<b>Insurance</b>	<b>4.52%</b>	
ICICI Lombard General Insurance Company Limited	2.58%	
ICICI Prudential Life Insurance Company Limited	1.55%	

Issuer	% to Net Assets	Rating
Life Insurance Corp of India	0.39%	
<b>Power</b>	<b>4.37%</b>	
Tata Power Company Limited	2.68%	
Adani Green Energy Limited	0.96%	
Adani Transmission Limited	0.72%	
<b>Consumer Durables</b>	<b>4.10%</b>	
Havells India Limited	2.80%	
Berger Paints (I) Limited	1.30%	
<b>IT - Software</b>	<b>3.92%</b>	
LTIMindtree Ltd	3.92%	
<b>Beverages</b>	<b>3.57%</b>	
United Spirits Limited	2.20%	
Varun Beverages Limited	1.37%	
<b>Gas</b>	<b>3.05%</b>	
GAIL (India) Limited	2.42%	
Adani Gas Limited	0.63%	
<b>Petroleum Products</b>	<b>2.83%</b>	
Indian Oil Corporation Limited	2.83%	
<b>Auto Components</b>	<b>2.73%</b>	
Samvardhana Motherson International Limited	1.37%	
Bosch Limited	1.36%	
<b>Diversified Metals</b>	<b>2.65%</b>	
Vedanta Limited	2.65%	
<b>Agricultural Food &amp; other Products</b>	<b>2.64%</b>	
Marico Limited	2.40%	
Adani Wilmar Limited	0.24%	
<b>Realty</b>	<b>2.51%</b>	
DLF Limited	2.51%	
<b>Fertilizers &amp; Agrochemicals</b>	<b>2.49%</b>	
PI Industries Limited	2.49%	
<b>Transport Services</b>	<b>2.19%</b>	
InterGlobe Aviation Limited	2.19%	
Textiles & Apparels	1.99%	
Page Industries Limited	1.99%	



Issuer	% to Net Assets	Rating
<b>Leisure Services</b>	<b>1.69%</b>	
Indian Railway Catering & Tourism Corporation Limited	1.69%	
<b>Pharmaceuticals &amp; Biotechnology</b>	<b>1.43%</b>	
Torrent Pharmaceuticals Limited	1.43%	
<b>Capital Markets</b>	<b>1.33%</b>	

Issuer	% to Net Assets	Rating
HDFC ASSET MANAGEMENT COMPANY Limited	1.33%	
<b>Telecom - Services</b>	<b>1.10%</b>	
Indus Towers Limited	1.10%	
<b>Cash &amp; Current Assets</b>	<b>0.27%</b>	
<b>Total Net Assets</b>	<b>100.00%</b>	

## Investment Performance NAV as on May 31, 2023: ₹ 43.2151

Inception - December 18, 2018	Since Inception	5 Years	3 Years	1 Year
Aditya Birla Sun Life Nifty Next 50 ETF	10.09%	NA	21.09%	8.42%
Value of Std Investment of ₹ 10,000	15341	NA	17775	10842
Benchmark - Nifty Next 50 TR Index	10.42%	NA	21.42%	8.67%
Value of Std Investment of ₹ 10,000	15549	NA	17920	10867
Additional Benchmark - S&P BSE Sensex Next 50 TRI	12.55%	NA	27.19%	13.48%
Value of Std Investment of ₹ 10,000	16927	NA	20604	11348

Past performance may or may not be sustained in future. The above performance is of Regular Plan - Growth Option. Kindly note that different plans have different expense structure. Load and Taxes are not considered for computation of returns. When scheme/additional benchmark returns are not available, they have not been shown. Total Schemes Co- Managed by Fund Managers is 15. Total Schemes managed by Mr. Haresh Mehta is 16. Total Schemes managed by Mr. Pranav Gupta is 16. Refer annexure on page no. 169-170 to know more on performance of schemes managed by Fund Managers.

Note: The exit load (if any) rate levied at the time of redemption/switch-out of units will be the rate prevailing at the time of allotment of the corresponding units. Customers may request for a separate Exit Load Applicability Report by calling our toll free numbers 1800-270-7000 or from any of our Investor Service Centers.

\*Standard deviation of daily tracking difference computed for a 1 year horizon. If the fund is non-existent for 1 year then since inception returns are considered.

Tracking Differences	Regular
1 Year (%)	-0.25
3 Years (%)	-0.33
5 Years (%)	-
10 Years (%)	-
Since Launch (%)	-0.29



### Fund Details

#### Investment Objective

The investment objective of the Scheme is to provide returns that, before expenses, closely correspond to the total returns of the securities as represented by the Nifty Bank Index. However, the performance of scheme may differ from that of the underlying index due to tracking error. The Scheme does not guarantee/indicate any returns. There can be no assurance that the schemes' objectives will be achieved.

#### Fund Manager

Mr. Haresh Mehta & Mr. Pranav Gupta

#### Date of Allotment

October 23, 2019

#### Benchmark

Nifty Bank TRI

#### Managing Fund Since

March 31, 2023 & June 08, 2022

#### Experience in Managing the Fund

0.2 Years & 1.0 Years

#### Fund Category

Exchange Traded Fund (ETF)

#### Load Structure (as % of NAV) (Incl. for SIP)

Entry Load	Nil
Exit Load	Nil

#### AUM

Monthly Average AUM	₹ 2770.74	Crores
AUM as on last day <sup>^</sup>	₹ 2800.14	Crores

<sup>^</sup>Net assets excludes aggregate investments by other schemes of Aditya Birla Sun Life Mutual Fund amounting to Rs. 3,454.40 Crs as on May 31, 2023.

#### Total Expense Ratio (TER)

Regular	0.17%
---------	-------

Including additional expenses and goods and service tax on management fees.

#### Tracking Error

Regular	0.07%
---------	-------



#### Other Parameters

Standard Deviation	23.57%
Sharpe Ratio	1.09
Beta	1.00
Tracking Error (3 year)	0.13%

**Note:** Standard Deviation, Sharpe Ratio & Beta are calculated on Annualised basis using 3 years history of monthly returns. Risk Free Rate assumed to be 6.4% (FBIL Overnight MIBOR as on 31 May 2023) for calculating Sharpe Ratio

#### Application Amount for fresh subscription & Min. Addl. Investment (Market Makers)

The Creation Unit size for the scheme shall be 10,000 units and in multiples thereof.

#### NAV:

44.3765

## PORTFOLIO

Issuer	% to Net Assets	Rating
<b>Banks</b>	<b>99.50%</b>	
HDFC Bank Limited	25.51%	
ICICI Bank Limited	23.81%	
Kotak Mahindra Bank Limited	10.64%	
State Bank of India	10.24%	
Axis Bank Limited	9.89%	
IndusInd Bank Limited	6.80%	
AU Small Finance Bank Limited	3.02%	

Issuer	% to Net Assets	Rating
Bank of Baroda	2.79%	
The Federal Bank Limited	2.15%	
IDFC First Bank Limited	1.81%	
Bandhan Bank Limited	1.61%	
Punjab National Bank	1.25%	
<b>Cash &amp; Current Assets</b>	<b>0.50%</b>	
<b>Total Net Assets</b>	<b>100.00%</b>	

### Investment Performance NAV as on May 31, 2023: ₹ 44.3765

Inception - October 23, 2019	Since Inception	5 Years	3 Years	1 Year
Aditya Birla Sun Life Nifty Bank ETF	12.03%	NA	32.18%	25.13%
Value of Std Investment of ₹ 10,000	15064	NA	23130	12513
Benchmark - Nifty Bank TRI	12.38%	NA	32.42%	25.37%
Value of Std Investment of ₹ 10,000	15234	NA	23253	12537
Additional Benchmark - Nifty 50 TRI	15.13%	NA	26.02%	12.94%
Value of Std Investment of ₹ 10,000	16617	NA	20037	11294

Past performance may or may not be sustained in future. The above performance is of Regular Plan - Growth Option. Kindly note that different plans have different expense structure. Load and Taxes are not considered for computation of returns. When scheme/additional benchmark returns are not available, they have not been shown. Total Schemes Co- Managed by Fund Managers is 15. Total Schemes managed by Mr. Haresh Mehta is 16. Total Schemes managed by Mr. Pranav Gupta is 16. Refer annexure on page no. 169-170 to know more on performance of schemes managed by Fund Managers.

Note: The exit load (if any) rate levied at the time of redemption/switch-out of units will be the rate prevailing at the time of allotment of the corresponding units. Customers may request for a separate Exit Load Applicability Report by calling our toll free numbers 1800-270-7000 or from any of our Investor Service Centers.

<sup>\*</sup>Standard deviation of daily tracking difference computed for a 1 year horizon. If the fund is non-existent for 1 year then since inception returns are considered.

Tracking Differences	Regular
1 Year (%)	-0.25
3 Years (%)	-0.23
5 Years (%)	-
10 Years (%)	-
Since Launch (%)	-0.32





## Fund Details

### Investment Objective

The investment objective of the scheme is to provide returns that before expenses, closely correspond to the total returns of securities as represented by Nifty Healthcare TRI, subject to tracking errors. However, the performance of scheme may differ from that of the underlying index due to tracking error. The Scheme does not guarantee/indicate any returns. There can be no assurance that the schemes' objectives will be achieved.

### Fund Manager

Mr. Haresh Mehta & Mr. Pranav Gupta

### Date of Allotment

October 20, 2021

### Benchmark

Nifty Healthcare TRI

### Managing Fund Since

March 31, 2023 & June 08, 2022

### Fund Category

Exchange Traded Fund (ETF)

### Load Structure (as % of NAV) (Incl. for SIP)

Entry Load	Nil
Exit Load	Nil

### AUM

Monthly Average AUM	₹ 27.07	Crores
AUM as on last day	₹ 27.68	Crores

### Total Expense Ratio (TER)

Regular	0.09%
---------	-------

Including additional expenses and goods and service tax on management fees.

### Experience in Managing the Fund

0.2 Years & 1.0 Years



### Application Amount for fresh subscription & Min. Addl. Investment (Market Makers)

The Creation Unit size for the Scheme shall be 1,10,000 units and in multiples thereof.

### NAV:

8.2824

### Tracking Error

Regular	0.03%
---------	-------

## PORTFOLIO

Issuer	% to Net Assets	Rating
<b>Pharmaceuticals &amp; Biotechnology</b>	<b>78.61%</b>	
Sun Pharmaceutical Industries Limited	20.94%	
Dr. Reddys Laboratories Limited	10.88%	
Cipla Limited	9.94%	
Divi's Laboratories Limited	8.72%	
Lupin Limited	3.86%	
Aurobindo Pharma Limited	3.68%	
Torrent Pharmaceuticals Limited	3.33%	
Alkem Laboratories Limited	3.27%	
Laurus Labs Limited	2.59%	
Zydus Lifesciences Limited	2.53%	
Abbott India Limited	2.29%	

Issuer	% to Net Assets	Rating
Biocon Limited	2.17%	
IPCA Laboratories Limited	1.87%	
Glenmark Pharmaceuticals Limited	1.78%	
Granules India Limited	0.76%	
<b>Healthcare Services</b>	<b>21.32%</b>	
Apollo Hospitals Enterprise Limited	9.25%	
Max Healthcare Institute Limited	8.06%	
Syngene International Limited	1.97%	
Dr. Lal Path Labs Limited	1.38%	
METROPOLIS HEALTHCARE LIMITED	0.66%	
<b>Cash &amp; Current Assets</b>	<b>0.08%</b>	
<b>Total Net Assets</b>	<b>100.00%</b>	

### Investment Performance NAV as on May 31, 2023: ₹ 8.2824

Inception - October 20, 2021	Since Inception	5 Years	3 Years	1 Year
Aditya Birla Sun Life Nifty Healthcare ETF	-2.82%	NA	NA	5.90%
Value of Std Investment of ₹ 10,000	9554	NA	NA	10590
Benchmark - Nifty Healthcare TRI	-2.75%	NA	NA	6.01%
Value of Std Investment of ₹ 10,000	9565	NA	NA	10601
Additional Benchmark - Nifty 50 TRI	2.05%	NA	NA	12.94%
Value of Std Investment of ₹ 10,000	10329	NA	NA	11294

Past performance may or may not be sustained in future. The above performance is of Regular Plan - Growth Option. Kindly note that different plans have different expense structure. Load and Taxes are not considered for computation of returns. When scheme/additional benchmark returns are not available, they have not been shown. Total Schemes Co-Managed by Fund Managers is 15. Total Schemes managed by Mr. Haresh Mehta is 16. Total Schemes managed by Mr. Pranav Gupta is 16. Refer annexure on page no. 169-170 to know more on performance of schemes managed by Fund Managers.

Note: The exit load (if any) rate levied at the time of redemption/switch-out of units will be the rate prevailing at the time of allotment of the corresponding units. Customers may request for a separate Exit Load Applicability Report by calling our toll free numbers 1800-270-7000 or from any of our Investor Service Centers.

\*Standard deviation of daily tracking difference computed for a 1 year horizon. If the fund is non-existent for 1 year then since inception returns are considered.

Tracking Differences	Regular
1 Year (%)	-0.11
3 Years (%)	-
5 Years (%)	-
10 Years (%)	-
Since Launch (%)	-0.07



### Fund Details

#### Investment Objective

The investment objective of the scheme is to provide returns that before expenses, closely correspond to the total returns of securities as represented by Nifty Information Technology TRI, subject to tracking errors. However, the performance of scheme may differ from that of the underlying index due to tracking error. The Scheme does not guarantee/indicate any returns. There can be no assurance that the schemes' objectives will be achieved.

#### Fund Manager

Mr. Haresh Mehta & Mr. Pranav Gupta

#### Date of Allotment

October 29, 2021

#### Benchmark

Nifty IT TRI

#### Managing Fund Since

March 31, 2023 & June 08, 2022

#### Experience in Managing the Fund

0.2 Years & 1.0 Years

#### Fund Category

Exchange Traded Fund (ETF)

#### Load Structure (as % of NAV) (Incl. for SIP)

Entry Load	Nil
Exit Load	Nil

#### AUM

Monthly Average AUM	₹ 111.54	Crores
AUM as on last day^	₹ 115.22	Crores

^Net assets excludes aggregate investments by other Schemes of Aditya Birla Sun Life Mutual Fund amounting to Rs. 1,466.13 Crs as on May 31, 2023.

#### Total Expense Ratio (TER)

Regular	0.22%
---------	-------

Including additional expenses and goods and service tax on management fees.



#### Application Amount for fresh subscription & Min. Addl. Investment (Market Makers)

The Creation Unit size for the Scheme shall be 10,000 units and in multiples thereof.

#### NAV:

29.9074

#### Tracking Error

Regular	0.09%
---------	-------

## PORTFOLIO

Issuer	% to Net Assets
<b>IT - Software</b>	<b>97.96%</b>
Tata Consultancy Services Limited	26.43%
Infosys Limited	23.98%
Wipro Limited	9.75%
HCL Technologies Limited	9.50%
Tech Mahindra Limited	8.83%
LTIMindtree Ltd	8.55%

Issuer	% to Net Assets
Persistent Systems Limited	4.84%
Coforge Limited	3.06%
Mphasis Limited	3.01%
<b>IT - Services</b>	<b>2.00%</b>
L&T Technology Services Limited	2.00%
<b>Cash &amp; Current Assets</b>	<b>0.04%</b>
<b>Total Net Assets</b>	<b>100.00%</b>

#### Investment Performance

NAV as on May 31, 2023: ₹ 29.9074

Inception - Oct 29, 2021	Since Inception	5 Years	3 Years	1 Year
Aditya Birla Sun Life Nifty IT ETF	-8.46%	NA	NA	0.08%
Value of Std Investment of ₹ 10,000	8692	NA	NA	10008
Benchmark - Nifty IT TRI	-8.12%	NA	NA	0.39%
Value of Std Investment of ₹ 10,000	8743	NA	NA	10039
Additional Benchmark - Nifty 50 TRI	4.22%	NA	NA	12.94%
Value of Std Investment of ₹ 10,000	10677	NA	NA	11294

Past performance may or may not be sustained in future. The above performance is of Regular Plan - Growth Option. Kindly note that different plans have different expense structure. Load and Taxes are not considered for computation of returns. When scheme/additional benchmark returns are not available, they have not been shown. Total Schemes Co-Managed by Fund Managers is 15. Total Schemes managed by Mr. Haresh Mehta is 16. Total Schemes managed by Mr. Pranav Gupta is 16. Refer annexure on page no. 169-170 to know more on performance of schemes managed by Fund Managers.

Note: The exit load (if any) rate levied at the time of redemption/switch-out of units will be the rate prevailing at the time of allotment of the corresponding units. Customers may request for a separate Exit Load Applicability Report by calling our toll free numbers 1800-270-7000 or from any of our Investor Service Centers.

\*Standard deviation of daily tracking difference computed for a 1 year horizon. If the fund is non-existent for 1 year then since inception returns are considered.

	Regular
1 Year (%)	-0.31
3 Years (%)	-
5 Years (%)	-
10 Years (%)	-
Since Launch (%)	-0.34





## Fund Details

### Investment Objective

The investment objective of the Scheme is to generate returns that are in line with the performance of gold, subject to tracking errors. The Scheme does not guarantee/indicate any returns. There can be no assurance that the schemes' objectives will be achieved.

#### Fund Manager

Mr. Sachin Wankhede

#### Date of Allotment

May 13, 2011

#### Benchmark

Domestic Price of Physical Gold

#### Managing Fund Since

February 23, 2022

#### Experience in Managing the Fund

1.3 Years

#### Tracking Error

Regular 0.26%

### Fund Category

Exchange Traded Fund (ETF)

#### Load Structure (as % of NAV) (Incl. for SIP)

Entry Load Nil  
Exit Load Nil

#### AUM

Monthly Average AUM ₹ 383.53 Crores

AUM as on last day^ ₹ 381.62 Crores

^Net assets excludes aggregate investments by other schemes of Aditya Birla Sun Life Mutual Fund amounting to Rs. 24,699.94 Crs as on May 31, 2023.

#### Total Expense Ratio (TER)

Regular 0.54%  
Including additional expenses and goods and service tax on management fees.



#### Other Parameters

Standard Deviation	12.93%
Sharpe Ratio	0.07
Beta	0.98
Tracking Error (3 year)	0.25%

Note: Standard Deviation, Sharpe Ratio & Beta are calculated on Annualised basis using 3 years history of monthly returns. Risk Free Rate assumed to be 6.4% (FBIL Overnight MIBOR as on 31 May 2023) for calculating Sharpe Ratio

#### Application Amount for fresh subscription & Min. Addl. Investment (Market Makers)

The Creation Unit size for the scheme shall be 1,00,000 units and in multiples thereof.

#### NAV:

54.1438

## PORTFOLIO

Issuer	% to Net Assets	Rating
<b>GOLD</b>	<b>97.83%</b>	
Gold	97.83%	
Cash & Current Assets	2.17%	
<b>Total Net Assets</b>	<b>100.00%</b>	



### Investment Performance

NAV as on May 31, 2023: ₹ 54.1438

Inception - May 13, 2011	Since Inception	5 Years	3 Years	1 Year
Aditya Birla Sun Life Gold ETF	7.65%	13.17%	7.33%	16.14%
Value of Std Investment of ₹ 10,000	24303	18573	12370	11614
Benchmark - Domestic Price of Physical Gold	8.62%	13.98%	8.05%	17.19%
Value of Std Investment of ₹ 10,000	27074	19242	12620	11719

Past performance may or may not be sustained in future. The above performance is of Regular Plan - Growth Option. Kindly note that different plans have different expense structure. Load and Taxes are not considered for computation of returns. When scheme/additional benchmark returns are not available, they have not been shown. Total Schemes managed by Mr. Sachin Wankhede is 3. Refer annexure on page no. 169-170 to know more on performance of schemes managed by Fund Managers.

Note: The exit load (if any) rate levied at the time of redemption/switch-out of units will be the rate prevailing at the time of allotment of the corresponding units. Customers may request for a separate Exit Load Applicability Report by calling our toll free numbers 1800-270-7000 or from any of our Investor Service Centers.

\*Standard deviation of daily tracking difference computed for a 1 year horizon. If the fund is non-existent for 1 year then since inception returns are considered.

Tracking Differences	Regular
1 Year (%)	-1.04
3 Years (%)	-0.72
5 Years (%)	-0.80
10 Years (%)	-1.01
Since Launch (%)	-1.05





### Fund Details

#### Investment Objective

The investment objective of the scheme is to generate returns that are in line with the performance of physical silver in domestic prices, subject to tracking error. The Scheme does not guarantee/indicate any returns. There can be no assurance that the schemes' objectives will be achieved.

#### Fund Manager

Mr. Sachin Wankhede

#### Date of Allotment

January 31, 2022

#### Benchmark

Price of silver

#### Managing Fund Since

January 31, 2022

#### Experience in Managing the Fund

1.3 Years

#### Fund Category

Exchange Traded Fund (ETF)

#### Load Structure (as % of NAV) (Incl. for SIP)

Entry Load	Nil
Exit Load	Nil

#### AUM

Monthly Average AUM	₹ 183.26	Crores
AUM as on last day	₹ 180.70	Crores

#### Total Expense Ratio (TER)

Regular	0.37%
Including additional expenses and goods and service tax on management fees.	



#### Application Amount for fresh subscription & Min. Addl. Investment (Market Makers)

The Creation Unit size in case of Aditya Birla Sun Life Silver ETF shall be 30,000 units and in multiples of 1 unit thereof.

#### NAV:

73.8896

#### Tracking Error

Regular	0.79%
---------	-------

## PORTFOLIO

Issuer	% to Net Assets	Rating
<b>SILVER</b>	<b>97.41%</b>	
Silver	97.41%	
Cash & Current Assets	2.59%	
<b>Total Net Assets</b>	<b>100.00%</b>	

### Investment Performance NAV as on May 31, 2023: ₹ 73.8896

	Since Inception	5 Years	3 Years	1 Year
<b>Inception - January 31, 2022</b>				
Aditya Birla Sun Life Silver ETF	13.42%	NA	NA	17.99%
Value of Std Investment of ₹ 10,000	11810	NA	NA	11799
<b>Benchmark - Price of Silver</b>				
Benchmark - Price of Silver	14.32%	NA	NA	19.05%
Value of Std Investment of ₹ 10,000	11933	NA	NA	11905

Past performance may or may not be sustained in future. The above performance is of Regular Plan - Growth Option. Kindly note that different plans have different expense structure. Load and Taxes are not considered for computation of returns. When scheme/additional benchmark returns are not available, they have not been shown. Total Schemes managed by Mr. Sachin Wankhede is 3. Refer annexure on page no. 169-170 to know more on performance of schemes managed by Fund Managers.

Note: The exit load (if any) rate levied at the time of redemption/switch-out of units will be the rate prevailing at the time of allotment of the corresponding units. Customers may request for a separate Exit Load Applicability Report by calling our toll free numbers 1800-270-7000 or from any of our Investor Service Centers.

\*Standard deviation of daily tracking difference computed for a 1 year horizon. If the fund is non-existent for 1 year then since inception returns are considered.

Tracking Differences	Regular
1 Year (%)	-1.06
3 Years (%)	-
5 Years (%)	-
10 Years (%)	-
Since Launch (%)	-0.77





Fund Details

### Investment Objective

The investment objective of the Scheme is to generate returns that are in line with the performance of Nifty 200 Momentum 30 Index, subject to tracking errors. The Scheme does not guarantee/indicate any returns. There can be no assurance that the objective of the Scheme will be achieved.

### Fund Manager

Mr. Haresh Mehta & Mr. Pranav Gupta

### Date of Allotment

August 12, 2022

### Benchmark

Nifty 200 Momentum 30 TRI

### Managing Fund Since

March 31, 2023 & August 12, 2022

### Experience in Managing the Fund

0.2 Years & 0.8 Years

### Fund Category

Exchange Traded Fund (ETF)

### Load Structure (as % of NAV) (Incl. for SIP)

Entry Load	Nil
Exit Load	Nil

### AUM

Monthly Average AUM	₹ 9.87	Crores
AUM as on last day	₹ 10.47	Crores

### Total Expense Ratio (TER)

Regular	0.32%
Including additional expenses and goods and service tax on management fees.	



### Application Amount for fresh subscription & Min. Addl. Investment (Market Makers)

The Creation Unit size in case of Aditya Birla Sun Life Nifty 200 Momentum 30 ETF shall be 87,000 units and in multiples thereof.

### NAV:

20.5161

### Tracking Error

Regular	0.04%
---------	-------

## PORTFOLIO

Issuer	% to Net Assets	Rating
<b>Banks</b>	<b>27.45%</b>	
ICICI Bank Limited	4.95%	
Bank of Baroda	4.67%	
Axis Bank Limited	4.61%	
State Bank of India	4.53%	
The Federal Bank Limited	2.93%	
IDFC First Bank Limited	2.15%	
Canara Bank	2.08%	
Punjab National Bank	1.54%	
<b>Automobiles</b>	<b>12.89%</b>	
Mahindra & Mahindra Limited	5.02%	
Eicher Motors Limited	4.53%	
TVS Motor Company Limited	3.34%	
<b>Aerospace &amp; Defense</b>	<b>8.06%</b>	
Bharat Electronics Limited	4.07%	
Hindustan Aeronautics Limited	4.00%	
<b>Diversified FMCG</b>	<b>6.28%</b>	
ITC Limited	6.28%	
<b>Power</b>	<b>4.94%</b>	
NTPC Limited	4.94%	
<b>Telecom - Services</b>	<b>4.90%</b>	
Bharti Airtel Limited	4.90%	
<b>Electrical Equipment</b>	<b>4.67%</b>	
Siemens Limited	1.98%	
ABB India Limited	1.64%	

Issuer	% to Net Assets	Rating
Bharat Heavy Electricals Limited	1.04%	
<b>Pharmaceuticals &amp; Biotechnology</b>	<b>4.58%</b>	
Sun Pharmaceutical Industries Limited	4.58%	
<b>Leisure Services</b>	<b>3.74%</b>	
The Indian Hotels Company Limited	3.74%	
<b>Cement &amp; Cement Products</b>	<b>3.58%</b>	
Ambuja Cements Limited	3.58%	
<b>Consumable Fuels</b>	<b>3.54%</b>	
Coal India Limited	3.54%	
<b>Metals &amp; Minerals Trading</b>	<b>3.11%</b>	
Adani Enterprises Limited	3.11%	
<b>Chemicals &amp; Petrochemicals</b>	<b>2.98%</b>	
Pidilite Industries Limited	2.98%	
<b>Retailing</b>	<b>2.95%</b>	
Trent Limited	2.95%	
<b>Industrial Products</b>	<b>2.92%</b>	
Cummins India Limited	2.92%	
<b>Ferrous Metals</b>	<b>1.60%</b>	
Jindal Steel & Power Limited	1.60%	
<b>Finance</b>	<b>0.89%</b>	
Aditya Birla Capital Limited	0.89%	
<b>Agricultural Commercial &amp; Construction Vehicles</b>	<b>0.58%</b>	
Escorts Kubota Limited	0.58%	
<b>Cash &amp; Current Assets</b>	<b>0.33%</b>	
<b>Total Net Assets</b>	<b>100.00%</b>	

### Investment Performance NAV as on May 31, 2023: ₹ 20.5161

Inception - Aug 12, 2022	Since Inception	5 Years	3 Years	6 Months
Aditya Birla Sun Life Nifty 200 Momentum 30 ETF	11.17%	NA	NA	2.23%
Value of Std Investment of ₹ 10,000	10884	NA	NA	10111
Benchmark - Nifty 200 Momentum 30 TRI	11.58%	NA	NA	2.64%
Value of Std Investment of ₹ 10,000	10916	NA	NA	10131
Additional Benchmark - Nifty 50 TRI	6.71%	NA	NA	-1.61%
Value of Std Investment of ₹ 10,000	10533	NA	NA	9920

Past performance may or may not be sustained in future. The above performance is of Regular Plan - Growth Option. Kindly note that different plans have different expense structure. Load and Taxes are not considered for computation of returns. When scheme/additional benchmark returns are not available, they have not been shown. Total Schemes Co-Managed by Fund Managers is 14. Total Schemes managed by Mr. Haresh Mehta is 16. Total Schemes managed by Mr. Pranav Gupta is 15. Refer annexure on page no. 169-170 to know more on performance of schemes managed by Fund Managers.  
Note: The exit load (if any) rate levied at the time of redemption/switch-out of units will be the rate prevailing at the time of allotment of the corresponding units. Customers may request for a separate Exit Load Applicability Report by calling our toll free numbers 1800-270-7000 or from any of our Investor Service Centers.  
\*Standard deviation of daily tracking difference computed for a 1 year horizon. If the fund is non-existent for 1 year then since inception returns are considered. Simple annualized returns have been provided since scheme has completed more than 6 months but less than 1 year.



Fund Details

### Investment Objective

The investment objective of the Scheme is to generate returns that are in line with the performance of Nifty 200 Quality 30 Index, subject to tracking errors. The Scheme does not guarantee/indicate any returns. There can be no assurance that the objective of the Scheme will be achieved.

### Fund Manager

Mr. Haresh Mehta & Mr. Pranav Gupta

### Date of Allotment

August 12, 2022

### Benchmark

Nifty 200 Quality 30 TRI

### Managing Fund Since

March 31, 2023 & August 12, 2022

### Experience in Managing the Fund

0.2 Years & 0.8 Years

### Fund Category

Exchange Traded Fund (ETF)

### Load Structure (as % of NAV) (Incl. for SIP)

Entry Load	Nil
Exit Load	Nil

### AUM

Monthly Average AUM	₹ 8.71	Crores
AUM as on last day	₹ 9.35	Crores

### Total Expense Ratio (TER)

Regular	0.35%
Including additional expenses and goods and service tax on management fees.	



### Application Amount for fresh subscription & Min. Addl. Investment (Market Makers)

The Creation Unit size in case of Aditya Birla Sun Life Nifty 200 Quality 30 ETF shall be 1,06,000 units and in multiples thereof.

### NAV:

15.3690

### Tracking Error

Regular	0.05%
---------	-------

## PORTFOLIO

Issuer	% to Net Assets	Rating
<b>IT - Software</b>	<b>23.97%</b>	
HCL Technologies Limited	5.18%	
Tata Consultancy Services Limited	4.73%	
Tech Mahindra Limited	4.27%	
Infosys Limited	4.08%	
LTI Mindtree Ltd	4.02%	
Oracle Financial Services Software Limited	1.70%	
<b>Diversified FMCG</b>	<b>11.09%</b>	
ITC Limited	6.27%	
Hindustan Unilever Limited	4.82%	
<b>Consumer Durables</b>	<b>9.74%</b>	
Asian Paints Limited	4.80%	
Havells India Limited	3.04%	
Berger Paints (I) Limited	1.90%	
<b>Food Products</b>	<b>9.05%</b>	
Nestle India Limited	5.10%	
Britannia Industries Limited	3.95%	
<b>Personal Products</b>	<b>7.03%</b>	
Colgate Palmolive (India) Limited	4.26%	
Dabur India Limited	2.77%	
<b>Automobiles</b>	<b>6.88%</b>	
Bajaj Auto Limited	4.08%	
Hero MotoCorp Limited	2.81%	
<b>Pharmaceuticals &amp; Biotechnology</b>	<b>5.57%</b>	
Divi's Laboratories Limited	3.66%	

Issuer	% to Net Assets	Rating
Abbott India Limited	1.91%	
<b>Consumable Fuels</b>	<b>4.83%</b>	
Coal India Limited	4.83%	
<b>Textiles &amp; Apparels</b>	<b>3.36%</b>	
Page Industries Limited	3.36%	
<b>Agricultural Food &amp; other Products</b>	<b>3.33%</b>	
Marico Limited	3.33%	
<b>Chemicals &amp; Petrochemicals</b>	<b>3.07%</b>	
Pidilite Industries Limited	3.07%	
<b>Capital Markets</b>	<b>2.35%</b>	
Indian Energy Exchange Limited	2.35%	
<b>Gas</b>	<b>2.11%</b>	
Indraprastha Gas Limited	2.11%	
<b>Fertilizers &amp; Agrochemicals</b>	<b>1.88%</b>	
Coromandel International Limited	1.88%	
<b>IT - Services</b>	<b>1.69%</b>	
L&T Technology Services Limited	1.69%	
<b>Finance</b>	<b>1.66%</b>	
Muthoot Finance Limited	1.66%	
<b>Healthcare Services</b>	<b>1.15%</b>	
Dr. Lal Path Labs Limited	1.15%	
<b>Entertainment</b>	<b>0.74%</b>	
Sun TV Network Limited	0.74%	
<b>Cash &amp; Current Assets</b>	<b>0.49%</b>	
<b>Total Net Assets</b>	<b>100.00%</b>	

### Investment Performance NAV as on May 31, 2023: ₹ 15.3690

Inception - Aug 12, 2022	Since Inception	5 Years	3 Years	6 Months
Aditya Birla Sun Life Nifty 200 Quality 30 ETF	5.70%	NA	NA	5.56%
Value of Std Investment of ₹ 10,000	10453	NA	NA	10274
Benchmark - Nifty 200 Quality 30 TRI	6.12%	NA	NA	5.98%
Value of Std Investment of ₹ 10,000	10486	NA	NA	10294
Additional Benchmark - Nifty 50 TRI	6.71%	NA	NA	-1.61%
Value of Std Investment of ₹ 10,000	10533	NA	NA	9920

Past performance may or may not be sustained in future. The above performance is of Regular Plan - Growth Option. Kindly note that different plans have different expense structure. Load and Taxes are not considered for computation of returns. When scheme/additional benchmark returns are not available, they have not been shown. Total Schemes Co-Managed by Fund Managers is 15. Total Schemes managed by Mr. Haresh Mehta is 16. Total Schemes managed by Mr. Pranav Gupta is 16. Refer annexure on page no. 169-170 to know more on performance of schemes managed by Fund Managers.  
 Note: The exit load (if any) rate levied at the time of redemption/switch-out of units will be the rate prevailing at the time of allotment of the corresponding units. Customers may request for a separate Exit Load Applicability Report by calling our toll free numbers 1800-270-7000 or from any of our Investor Service Centers.  
 \*Standard deviation of daily tracking difference computed for a 1 year horizon. If the fund is non-existent for 1 year then since inception returns are considered. Simple annualized returns have been provided since scheme has completed more than 6 months but less than 1 year.



Fund Details

### Investment Objective

The investment objective of the Scheme is to generate returns corresponding to the total returns of the securities as represented by the CRISIL Liquid Overnight Index before expenses, subject to tracking errors. The Scheme does not guarantee/ indicate any returns. There can be no assurance or guarantee that the investment objective of the Scheme will be achieved.

#### Fund Manager

Mr. Sanjay Pawar & Ms. Sunaina da Cunha

#### Date of Allotment

March 13, 2023

#### Benchmark

CRISIL Liquid Overnight Index

#### Managing Fund Since

March 13, 2023

#### Experience in Managing the Fund

0.2 years

#### Tracking Error

Regular	0.01%
---------	-------

### Fund Category

Debt (ETFs)

#### Load Structure (as % of NAV) (Incl. for SIP)

Entry Load	Nil
Exit Load	Nil

#### AUM

Monthly Average AUM	₹ 52.24	Crores
AUM as on last day	₹ 51.74	Crores

#### Total Expense Ratio (TER)

Regular	0.00%
Direct	0.58%
Including additional expenses and goods and service tax on management fees.	



#### Application Amount for fresh subscription & Min. Addl. Investment (Market Makers)

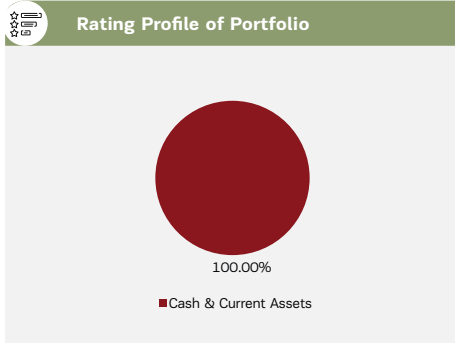
The Creation Unit size for the scheme shall be 2500 units and in multiples of 1 unit thereafter

#### NAV:

1000.0000

## PORTFOLIO

Issuer	% to Net Assets	Rating
Cash & Current Assets	100.00%	
<b>Total Net Assets</b>	<b>100.00%</b>	





## Fund Details

### Investment Objective

The primary objective of the Scheme is to generate capital appreciation primarily from a portfolio of equity schemes,ETFs and debt schemes accessed through the diversified investment styles. There can be no assurance that the investment objective of the Scheme will be realized.

### Fund Manager

Mr. Vinod Bhat & Mr. Dhaval Joshi

### Date of Allotment

August 17, 2006

### Benchmark

CRISIL Hybrid 50+50 - Moderate Index

### Managing Fund Since

August 16, 2019 & November 21, 2022

### Experience in Managing the Fund

3.8 years & 0.5 years

### Fund Category

FOF (Domestic)

### Load Structure (as % of NAV) (Incl. for SIP)

Entry Load	Nil
Exit Load	If redeemed on or before 365 days from the date of allotment: 1%. If redeemed after 365 days from the date of allotment: NIL **Exit Load is NIL for units issued in Reinvestment of IDCW.

### AUM

Monthly Average AUM	₹ 165.20	Crores
AUM as on last day	₹ 158.42	Crores

### Total Expense Ratio (TER)

Regular	1.33%
Direct	0.52%
Including additional expenses and goods and service tax on management fees.	
(In addition to the above, the scheme will also incur 0.77% i.e. total weighted average of the expense ratio levied by the underlying schemes.)	
<b>Note:</b> The investors will bear the recurring expenses of the Fund of Fund (FoF) scheme in addition to the expenses of the Underlying Schemes in which Investments are made by the FoF scheme.	



### Application Amount for fresh subscription

₹ 1,000 (plus in multiples of ₹ 1)

### Min. Addl. Investment

₹ 1,000 (plus in multiples of ₹ 1)

### SIP

Monthly: Minimum ₹ 1,000/-

## PORTFOLIO

Issuer	% to Net Assets	Rating
<b>MUTUAL FUNDS</b>	<b>81.92%</b>	
Aditya Birla Sun Life Low duration Fund - Growth - Direct Plan	12.14%	
Aditya Birla Sun Life Dynamic Bond Fund - Growth - Direct Plan	9.23%	
Aditya Birla Sun Life Short Term Fund - Growth - Direct Plan	8.76%	
Aditya Birla Sun Life Frontline Equity Fund - Growth - Direct Plan	7.61%	
Aditya Birla Sun Life Flexi Cap Fund - Growth - Direct Plan	7.32%	
Aditya Birla Sun Life Banking and Financial Services Fund - Direct Plan - Growth	5.81%	
Aditya Birla Sun Life Infrastructure Fund - Growth - Direct Plan	4.97%	
Aditya Birla Sun Life PSU Equity Fund-Direct Plan-Growth	4.80%	
Aditya Birla Sun Life India Gennext Fund - Growth - Direct Plan	4.74%	
Aditya Birla Sun Life Pharma and Healthcare Fund-Direct-Growth	4.67%	

Issuer	% to Net Assets	Rating
Aditya Birla Sun Life Midcap Fund - Growth - Direct Plan	4.10%	
Aditya Birla Sun Life Small Cap Fund - Growth - Direct Plan	3.93%	
Aditya Birla Sun Life Dividend Yield Fund - Direct - Gr	2.07%	
Aditya Birla Sun Life International Equity Fund - Plan A - Growth - Direct Plan	1.78%	
<b>Exchange Traded Fund</b>	<b>17.09%</b>	
Aditya Birla Sun Life Gold ETF	10.44%	
Aditya Birla Sun Life Nifty ETF	6.65%	
<b>Cash &amp; Current Assets</b>	<b>0.99%</b>	
<b>Total Net Assets</b>	<b>100.00%</b>	

Investment Performance	NAV as on May 31, 2023: ₹ 45.4599			
	Since Inception	5 Years	3 Years	1 Year
Inception - Aug 17, 2006				
Aditya Birla Sun Life Asset Allocator FoF	9.43%	9.99%	17.46%	9.47%
Value of Std Investment of ₹ 10,000	45460	16103	16221	10947
Benchmark - CRISIL Hybrid 50+50 - Moderate Index	10.60%	10.89%	15.92%	10.95%
Value of Std Investment of ₹ 10,000	54362	16774	15587	11095
Additional Benchmark - S&P BSE SENSEX TRI	12.11%	13.48%	26.02%	14.05%
Value of Std Investment of ₹ 10,000	68184	18827	20037	11405

Past performance may or may not be sustained in future. The above performance is of Regular Plan - Growth Option. Kindly note that different plans have different expense structure. Load and Taxes are not considered for computation of returns. When scheme/additional benchmark returns are not available, they have not been shown. Total Schemes Co-Managed by Fund Managers is 3. Total Schemes managed by Mr. Vinod Bhat is 4. Total Schemes managed by Mr. Dhaval Joshi is 47. Refer annexure on page no. 169-170 to know more on performance of schemes managed by Fund Managers. Note: The exit load (if any) rate levied at the time of redemption/switch-out of units will be the rate prevailing at the time of allotment of the corresponding units. Customers may request for a separate Exit Load Applicability Report by calling our toll free numbers 1800-270-7000 or from any of our Investor Service Centers.

NAV of Plans / Options (₹)	Regular Plan	Direct Plan
Growth	45.4599	23.4614
IDCW*	41.8623	22.3562

\*Income Distribution cum capital withdrawal

SIP Performance - Regular Plan - Growth (assuming SIP of ₹ 10000 per month)	Since Inception	5 years	3 years	1 Year
Particulars				
Total Amount Invested (₹)	2020000	600000	360000	120000
Market Value of amount Invested	4834094	801526	417524	126596
Scheme Returns (CAGR)	9.60%	11.54%	9.89%	10.40%
CRISIL Hybrid 50+50 - Moderate Index returns# (CAGR)	10.71%	11.40%	10.14%	11.12%
S&P BSE SENSEX TRI returns## (CAGR)	12.72%	15.17%	14.94%	13.79%
Date of First Installment: November 01, 2021 & Scheme Inception Date: November 01, 2021. Past Performance may or may not be sustained in future.				

# Scheme Benchmark, ## Additional Benchmark

For SIP calculations above, the data assumes the investment of ₹ 10000/- on 1st day of every month or the subsequent working day. Load & Taxes are not considered for computation of returns. Performance for IDCW option would assume reinvestment of tax free IDCW declared at the then prevailing NAV. CAGR returns are computed after accounting for the cash flow by using XIRR method (investment internal rate of return).Where Benchmark returns are not available, they have not been shown. Past performance may or may not be sustained in future. Returns greater than 1 year period are compounded annualized. IDCW are assumed to be reinvested and bonus is adjusted. Load is not taken into consideration. For SIP returns, monthly investment of equal amounts invested on the 1<sup>st</sup> day of every month has been considered.



An open ended fund of fund scheme investing in a portfolio of mutual fund schemes (predominantly in Equity Schemes and Exchange Traded Funds).

### Fund Details

#### Investment Objective

The Scheme aims to generate returns by investing in portfolio of equity schemes, ETFs and debt schemes as per the risk-return profile of investors. The Plan under the Scheme has a strategic asset allocation which is based on satisfying the needs to a specific risk-return profile of investors. There can be no assurance that the investment objective of the Scheme will be realized.

#### Fund Manager

Mr. Vinod Bhat & Mr. Dhaval Joshi

#### Date of Allotment

May 09, 2011

#### Benchmark

CRISIL Hybrid 35+65 - Aggressive Index

#### Managing Fund Since

August 16, 2019 & November 21, 2022

#### Fund Category

FOF (Domestic)

#### Load Structure (as % of NAV) (Incl. for SIP)

Entry Load	Nil
Exit Load	For redemption/switch out of units within 365 days from the date of allotment: 1.00% of applicable NAV. For redemption/switch out of units after 365 days from the date of allotment: Nil **Exit Load is NIL for units issued in Reinvestment of IDCW.

#### AUM

Monthly Average AUM	₹ 164.98	Crores
AUM as on last day	₹ 166.21	Crores

#### Experience in Managing the Fund

3.8 years & 0.5 years



#### Application Amount for fresh subscription

₹ 100 (plus in multiples of ₹ 1)

#### Min. Addl. Investment

₹ 100 (plus in multiples of ₹ 1)

#### SIP

Monthly: Minimum ₹ 100/-

#### Total Expense Ratio (TER)

Regular	1.07%
Direct	0.22%

Including additional expenses and goods and service tax on management fees.  
(In addition to the above, the scheme will also incur 0.67% i.e total weighted average of the expense ratio levied by the underlying schemes.)  
**Note:** The investors will bear the recurring expenses of the Fund of Fund ("FoF") scheme in addition to the expenses of the Underlying Schemes in which Investments are made by the FoF scheme.

## PORTFOLIO

Issuer	% to Net Assets	Rating
<b>MUTUAL FUNDS</b>	<b>82.55%</b>	
Kotak Flexicap Fund - Growth - Direct	11.44%	
ICICI Prudential Bluechip Fund - Direct Plan - Growth	10.98%	
HDFC FLEXI CAP FUND - DIRECT PLAN - GR	10.05%	
Aditya Birla Sun Life Flexi Cap Fund - Growth - Direct Plan	9.79%	
Kotak Emerging Equity Scheme - Growth - Direct	9.43%	
Nippon India Small Cap Fund - Direct Plan - Growth Plan	8.48%	
Aditya Birla Sun Life Frontline Equity Fund - Growth - Direct Plan	7.36%	
HDFC Low Duration Fund - Direct Plan - Growth	5.99%	

Issuer	% to Net Assets	Rating
ICICI Prudential Savings Fund - Direct Plan - Growth	5.87%	
HDFC Corporate Bond Fund - Growth Option - Direct Plan	1.17%	
Aditya Birla Sun Life Short Term Fund - Growth - Direct Plan	1.04%	
BANDHAN BANKING & PSU DEBT FD- DIRECT-GR	0.97%	
<b>Exchange Traded Fund</b>	<b>17.17%</b>	
Aditya Birla Sun Life Gold ETF	9.41%	
Aditya Birla Sun Life Nifty ETF	7.76%	
<b>Cash &amp; Current Assets</b>	<b>0.28%</b>	
<b>Total Net Assets</b>	<b>100.00%</b>	

Investment Performance	NAV as on May 31, 2023: ₹ 36,4508			
Inception - May 09, 2011	Since Inception	5 Years	3 Years	1 Year
Aditya Birla Sun Life Financial Planning FOF - Aggressive Plan	11.31%	10.61%	19.87%	12.42%
Value of Std Investment of ₹ 10,000	36451	16561	17240	11242
Benchmark - CRISIL Hybrid 35+65 - Aggressive Index	11.29%	11.60%	19.21%	11.49%
Value of Std Investment of ₹ 10,000	36375	17318	16958	11149
Additional Benchmark - Nifty 50 TRI	11.88%	12.89%	26.02%	12.94%
Value of Std Investment of ₹ 10,000	38766	18344	20037	11294

Past performance may or may not be sustained in future. The above performance is of Regular Plan - Growth Option. Kindly note that different plans have different expense structure. Load and Taxes are not considered for computation of returns. When scheme/additional benchmark returns are not available, they have not been shown. Total Schemes Co-Managed by Fund Managers is 3. Total Schemes managed by Mr. Vinod Bhat is 4. Total Schemes managed by Mr. Dhaval Joshi is 47. Refer annexure on page no. 169-170 to know more on performance of schemes managed by Fund Managers. Note: The exit load (if any) rate levied at the time of redemption/switch-out of units will be the rate prevailing at the time of allotment of the corresponding units. Customers may request for a separate Exit Load Applicability Report by calling our toll free numbers 1800-270-7000 or from any of our Investor Service Centers.

NAV of Plans / Options (₹)	Regular Plan	Direct Plan
Growth	36.4508	39.3953
IDCW <sup>5</sup> :	33.3646	36.0785

<sup>5</sup>Income Distribution cum capital withdrawal

SIP Performance - Regular Plan - Growth (assuming SIP of ₹ 10000 per month)	Since Inception	5 years	3 years	1 Year
Particulars				
Total Amount Invested (₹)	1450000	600000	360000	120000
Market Value of amount Invested	3098584	825951	431328	128169
Scheme Returns (CAGR)	11.90%	12.76%	12.13%	12.92%
CRISIL Hybrid 35+65 - Aggressive Index returns# (CAGR)	12.09%	12.71%	11.60%	11.46%
Nifty 50 TRI returns## (CAGR)	13.24%	14.93%	14.70%	12.89%

Date of First Installment: June 01, 2011 & Scheme Inception Date: May 09, 2011. Past Performance may or may not be sustained in future.

# Scheme Benchmark, ## Additional Benchmark

For SIP calculations above, the data assumes the investment of ₹ 10000/- on 1st day of every month or the subsequent working day. Load & Taxes are not considered for computation of returns. Performance for IDCW option would assume reinvestment of tax free IDCW declared at the then prevailing NAV. CAGR returns are computed after accounting for the cash flow by using XIRR method (investment internal rate of return). Where Benchmark returns are not available, they have not been shown. Past performance may or may not be sustained in future. Returns greater than 1 year period are compounded annualized. IDCW are assumed to be reinvested and bonus is adjusted. Load is not taken into consideration. For SIP returns, monthly investment of equal amounts invested on the 1<sup>st</sup> day of every month has been considered.





An open ended fund of fund scheme investing in a portfolio of mutual fund schemes (predominantly in a combination of Equity Schemes, Exchange Traded Funds and Debt & Liquid Schemes)

### Fund Details

#### Investment Objective

The Scheme aims to generate returns by investing in portfolio of equity schemes, ETFs and debt schemes as per the risk-return profile of investors. The Plan under the Scheme has a strategic asset allocation which is based on satisfying the needs to a specific risk-return profile of investors. There can be no assurance that the investment objective of the Scheme will be realized

#### Fund Manager

Mr. Vinod Bhat & Mr. Dhaval Joshi

#### Date of Allotment

May 09, 2011

#### Benchmark

CRISIL Hybrid 50+50 - Moderate Index

#### Managing Fund Since

August 16, 2019 & November 21, 2022

#### Experience in Managing the Fund

3.8 years & 0.5 Years

#### SIP

Monthly: Minimum ₹ 100/-

#### Fund Category

FOF (Domestic)

#### Load Structure (as % of NAV) (Incl. for SIP)

Entry Load	Nil
Exit Load	For redemption/switch-out of units within 365 days from the date of allotment: 1.00% of applicable NAV. For redemption/switch out of units after 365 days from the date of allotment: Nil **Exit Load is NIL for units issued in Reinvestment of IDCW.

#### AUM

Monthly Average AUM	₹ 29.08	Crores
AUM as on last day	₹ 29.27	Crores

#### Total Expense Ratio (TER)

Regular	0.98%
Direct	0.38%

Including additional expenses and goods and service tax on management fees.  
(In addition to the above, the scheme will also incur 0.59% i.e total weighted average of the expense ratio levied by the underlying schemes.)  
**Note:** The investors will bear the recurring expenses of the Fund of Fund ("FoF") scheme in addition to the expenses of the Underlying Schemes in which Investments are made by the FoF scheme.



#### Application Amount for fresh subscription

₹ 100 (plus in multiples of ₹ 1)

#### Min. Addl. Investment

₹ 100 (plus in multiples of ₹ 1)

## PORTFOLIO

Issuer	% to Net Assets	Rating
<b>MUTUAL FUNDS</b>	84.60%	
ICICI Prudential Savings Fund - Direct Plan - Growth	11.60%	
HDFC Low Duration Fund - Direct Plan - Growth	9.24%	
Kotak Flexicap Fund - Growth - Direct	8.08%	
HDFC FLEXI CAP FUND - DIRECT PLAN - GR	7.95%	
Kotak Emerging Equity Scheme - Growth - Direct	7.48%	
Aditya Birla Sun Life Short Term Fund - Growth - Direct Plan	7.42%	
Aditya Birla Sun Life Flexi Cap Fund - Growth - Direct Plan	7.29%	
ICICI Prudential Bluechip Fund - Direct Plan - Growth	7.07%	

Issuer	% to Net Assets	Rating
Nippon India Small Cap Fund - Direct Plan - Growth Plan	6.58%	
Aditya Birla Sun Life Frontline Equity Fund - Growth - Direct Plan	5.08%	
HDFC Corporate Bond Fund - Growth Option - Direct Plan	3.70%	
BANDHAN BANKING & PSU DEBT FD- DIRECT-GR	3.11%	
<b>Exchange Traded Fund</b>	<b>14.78%</b>	
Aditya Birla Sun Life Gold ETF	9.22%	
Aditya Birla Sun Life Nifty ETF	5.57%	
<b>Cash &amp; Current Assets</b>	<b>0.62%</b>	
<b>Total Net Assets</b>	<b>100.00%</b>	

Investment Performance	NAV as on May 31, 2023: ₹ 30.3306			
Inception - May 09, 2011	Since Inception	5 Years	3 Years	1 Year
Aditya Birla Sun Life Financial Planning FOF - Moderate Plan	9.63%	9.48%	15.70%	10.63%
Value of Std Investment of ₹ 10,000	30331	15729	15502	11063
Benchmark - CRISIL Hybrid 50+50 - Moderate Index	10.67%	10.89%	15.92%	10.95%
Value of Std Investment of ₹ 10,000	33977	16774	15587	11095
Additional Benchmark - Nifty 50 TRI	11.88%	12.89%	26.02%	12.94%
Value of Std Investment of ₹ 10,000	38766	18344	20037	11294

Past performance may or may not be sustained in future. The above performance is of Regular Plan - Growth Option. Kindly note that different plans have different expense structure. Load and Taxes are not considered for computation of returns. When scheme/additional benchmark returns are not available, they have not been shown. Total Schemes Co-Managed by Fund Managers is 3. Total Schemes managed by Mr. Vinod Bhat is 4. Total Schemes managed by Mr. Dhaval Joshi is 47. Refer annexure on page no. 169-170 to know more on performance of schemes managed by Fund Managers.  
Note: The exit load (if any) rate levied at the time of redemption/switch-out of units will be the rate prevailing at the time of allotment of the corresponding units. Customers may request for a separate Exit Load Applicability Report by calling our toll free numbers 1800-270-7000 or from any of our Investor Service Centers.

NAV of Plans / Options (₹)	Regular Plan	Direct Plan
Growth	30.3306	32.0592
IDCW <sup>5</sup> :	27.2045	29.0688

<sup>5</sup>Income Distribution cum capital withdrawal

SIP Performance - Regular Plan - Growth (assuming SIP of ₹ 10000 per month)	Since Inception	5 years	3 years	1 Year
Particulars				
Total Amount Invested (₹)	1450000	600000	360000	120000
Market Value of amount Invested	2715849	788110	419192	127312
Scheme Returns (CAGR)	9.90%	10.86%	10.16%	11.55%
CRISIL Hybrid 50+50 - Moderate Index returns# (CAGR)	11.20%	11.40%	10.14%	11.12%
Nifty 50 TRI returns## (CAGR)	13.24%	14.93%	14.70%	12.89%

Date of First Installment: June 01, 2011 & Scheme Inception Date: May 09, 2011.. Past Performance may or may not be sustained in future.

# Scheme Benchmark, ## Additional Benchmark

For SIP calculations above, the data assumes the investment of ₹ 10000/- on 1st day of every month or the subsequent working day. Load & Taxes are not considered for computation of returns. Performance for IDCW option would assume reinvestment of tax free IDCW declared at the then prevailing NAV. CAGR returns are computed after accounting for the cash flow by using XIRR method (investment internal rate of return). Where Benchmark returns are not available, they have not been shown. Past performance may or may not be sustained in future. Returns greater than 1 year period are compounded annualized. IDCW are assumed to be reinvested and bonus is adjusted. Load is not taken into consideration. For SIP returns, monthly investment of equal amounts invested on the 1st day of every month has been considered

An open ended fund of fund scheme investing in a portfolio of mutual fund schemes (predominantly in Debt & Liquid Schemes).



### Fund Details

#### Investment Objective

The Scheme aims to generate returns by investing in portfolio of equity schemes, ETFs and debt schemes as per the risk-return profile of investors. The Plan under the Scheme has a strategic asset allocation which is based on satisfying the needs to a specific risk-return profile of investors. There can be no assurance that the investment objective of the Scheme will be realized

#### Fund Manager

Mr. Vinod Bhat & Mr. Dhaval Joshi

#### Date of Allotment

May 09, 2011

#### Benchmark

CRISIL Short Term Debt Hybrid 75+25 Index

#### Managing Fund Since

August 16, 2019 & November 21, 2022

#### Experience in Managing the Fund

3.8 years & 0.5 Years

#### SIP

Monthly: Minimum ₹ 100/-

#### Fund Category

FOF (Domestic)

#### Load Structure (as % of NAV) (Incl. for SIP)

Entry Load	Nil
Exit Load	For redemption/switch-out of units within 365 days from the date of allotment: 1.00% of applicable NAV. For redemption/switch out of units after 365 days from the date of allotment: Nil

#### AUM

Monthly Average AUM	₹ 14.70	Crores
AUM as on last day	₹ 14.74	Crores

#### Total Expense Ratio (TER)

Regular	0.83%
Direct	0.37%

Including additional expenses and goods and service tax on management fees.  
(In addition to the above, the scheme will also incur 0.50% i.e total weighted average of the expense ratio levied by the underlying schemes.)  
**Note:** The investors will bear the recurring expenses of the Fund of Fund ('FoF') scheme in addition to the expenses of the Underlying Schemes in which Investments are made by the FoF scheme.



#### Application Amount for fresh subscription

₹ 100 (plus in multiples of ₹ 1)

#### Min. Addl. Investment

₹ 100 (plus in multiples of ₹ 1)

## PORTFOLIO

Issuer	% to Net Assets	Rating
<b>MUTUAL FUNDS</b>	<b>83.68%</b>	
HDFC Low Duration Fund - Direct Plan - Growth	15.58%	
ICICI Prudential Savings Fund - Direct Plan - Growth	13.53%	
Aditya Birla Sun Life Short Term Fund - Growth - Direct Plan	12.05%	
HDFC Corporate Bond Fund - Growth Option - Direct Plan	7.44%	
BANDHAN BANKING & PSU DEBT FD- DIRECT-GR	6.84%	
HDFC FLEXI CAP FUND - DIRECT PLAN - GR	4.69%	
Kotak Flexicap Fund - Growth - Direct	4.68%	
Aditya Birla Sun Life Frontline Equity Fund - Growth - Direct Plan	3.85%	

Issuer	% to Net Assets	Rating
Aditya Birla Sun Life Flexi Cap Fund - Growth - Direct Plan	3.85%	
Nippon India Small Cap Fund - Direct Plan - Growth Plan	3.84%	
ICICI Prudential Bluechip Fund - Direct Plan - Growth	3.73%	
Kotak Emerging Equity Scheme - Growth - Direct	3.62%	
<b>Exchange Traded Fund</b>	<b>15.60%</b>	
Aditya Birla Sun Life Gold ETF	9.41%	
Aditya Birla Sun Life Nifty ETF	6.19%	
<b>Cash &amp; Current Assets</b>	<b>0.71%</b>	
<b>Total Net Assets</b>	<b>100.00%</b>	

Investment Performance	NAV as on May 31, 2023: ₹ 26.0932			
Inception - May 09, 2011	Since Inception	5 Years	3 Years	1 Year
Aditya Birla Sun Life Financial Planning FOF - Conservative Plan	8.27%	8.15%	11.81%	9.54%
Value of Std Investment of ₹ 10,000	26093	14799	13986	10954
Benchmark - CRISIL Short Term Debt Hybrid 75+25 Index	9.36%	9.06%	10.79%	8.58%
Value of Std Investment of ₹ 10,000	29455	15430	13606	10858
Additional Benchmark - CRISIL 10 Year Gilt Index	6.64%	6.84%	3.16%	10.04%
Value of Std Investment of ₹ 10,000	21730	13922	10979	11004

Past performance may or may not be sustained in future. The above performance is of Regular Plan - Growth Option. Kindly note that different plans have different expense structure. Load and Taxes are not considered for computation of returns. When scheme/additional benchmark returns are not available, they have not been shown. Total Schemes Co-Managed by Fund Managers is 3. Total Schemes managed by Mr. Vinod Bhat is 4. Total Schemes managed by Mr. Dhaval Joshi is 47. Refer annexure on page no. 169-170 to know more on performance of schemes managed by Fund Managers.  
Note: The exit load (if any) rate levied at the time of redemption/switch-out of units will be the rate prevailing at the time of allotment of the corresponding units. Customers may request for a separate Exit Load Applicability Report by calling our toll free numbers 1800-270-7000 or from any of our Investor Service Centers.

NAV of Plans / Options (₹)	Regular Plan	Direct Plan
Growth	26.0932	27.4966
IDCW*	23.7394	18.6695

\*Income Distribution cum capital withdrawal

SIP Performance - Regular Plan - Growth (assuming SIP of ₹ 10000 per month)	Since Inception	5 years	3 years	1 Year
Particulars				
Total Amount Invested (₹)	1450000	600000	360000	120000
Market Value of amount Invested	2444355	753006	409293	126814
Scheme Returns (CAGR)	8.28%	9.03%	8.53%	10.75%
CRISIL Short Term Debt Hybrid 75+25 Index returns# (CAGR)	9.34%	8.87%	7.71%	8.95%
CRISIL 10 Year Gilt Index returns## (CAGR)	6.32%	5.30%	4.46%	11.41%

Date of First Installment: June 01, 2011 & Scheme Inception Date: May 09, 2011. Past Performance may or may not be sustained in future.

# Scheme Benchmark, ## Additional Benchmark

For SIP calculations above, the data assumes the investment of ₹ 10000/- on 1st day of every month or the subsequent working day. Load & Taxes are not considered for computation of returns. Performance for IDCW option would assume reinvestment of tax free IDCW declared at the then prevailing NAV. CAGR returns are computed after accounting for the cash flow by using XIRR method (investment internal rate of return). Where Benchmark returns are not available, they have not been shown. Past performance may or may not be sustained in future. Returns greater than 1 year period are compounded annualized. IDCW are assumed to be reinvested and bonus is adjusted. Load is not taken into consideration. For SIP returns, monthly investment of equal amounts invested on the 1st day of every month has been considered.



Fund Details

### Investment Objective

The primary objective of the Scheme is to generate returns from a portfolio of pure debt oriented funds accessed through the diverse investment styles of underlying schemes selected in accordance with the Aditya Birla Sun LifeAMC process. There can be no assurance that the investment objective of the Scheme will be realized.

#### Fund Manager

Mr. Kaustubh Gupta

#### Date of Allotment

December 29, 2006

#### Benchmark

CRISIL Composite Bond Index

#### Managing Fund Since

March 22, 2021

#### Experience in Managing the Fund

2.2 years

#### SIP

Monthly: Minimum ₹ 100/-

### Fund Category

FOF (Domestic)

#### Load Structure (as % of NAV) (Incl. for SIP)

Entry Load	Nil
Exit Load	For redemption / switch-out of units within 15 days from the date of allotment: 0.25% of applicable NAV. For redemption/switch out of units after 15 days from the date of allotment: Nil **Exit Load is NIL for units issued in Reinvestment of IDCW.

#### AUM

Monthly Average AUM	₹ 10.11	Crores
AUM as on last day	₹ 10.08	Crores

#### Total Expense Ratio (TER)

Regular	0.62%
Direct	0.27%
Including additional expenses and goods and service tax on management fees.	
(In addition to the above, the scheme will also incur 0.33% i.e total weighted average of the expense ratio levied by the underlying schemes.)	



#### Application Amount for fresh subscription

₹ 100 (plus in multiples of ₹ 1)

#### Min. Addl. Investment

₹ 100 (plus in multiples of ₹ 1)

## PORTFOLIO

Issuer	% to Net Assets	Rating
<b>MUTUAL FUNDS</b>	<b>98.34%</b>	
BANDHAN BANKING & PSU DEBT FD- DIRECT-GR	50.36%	
Aditya Birla Sunlife Floating Rate Fund - Direct Plan - Growth	10.93%	
Aditya Birla Sun Life Corporate Bond Fund - Growth - Direct Plan	8.37%	
ICICI Prudential Corporate Bond Fund - Direct Plan - Growth	5.73%	
AXIS CORPORATE DEBT FUND - DIRECT - GR	5.02%	
Aditya Birla Sun Life Low duration Fund - Growth - Direct Plan	4.62%	
BANDHAN CORPORATE BOND FUND-DIR - GR	3.95%	

Issuer	% to Net Assets	Rating
Aditya Birla Sun Life Credit Risk Fund - Direct Plan - Growth	3.63%	
Aditya Birla Sun Life Savings Fund - Growth - Direct Plan	3.47%	
BANDHAN DYNAMIC BOND FUND-DIRECT PLAN-GR	2.26%	
<b>Cash &amp; Current Assets</b>	<b>1.66%</b>	
<b>Total Net Assets</b>	<b>100.00%</b>	

Investment Performance	NAV as on May 31, 2023: ₹ 32.1046			
Inception - Dec 29, 2006	Since Inception	5 Years	3 Years	1 Year
Aditya Birla Sun Life Active Debt Multi Manager FoF Scheme	7.36%	6.62%	5.35%	6.42%
Value of Std Investment of ₹ 10,000	32105	13782	11696	10642
Benchmark - CRISIL Composite Bond Index	7.51%	7.79%	5.17%	8.82%
Value of Std Investment of ₹ 10,000	32863	14556	11635	10882
Additional Benchmark - CRISIL 10 Year Gilt Index	6.39%	6.84%	3.16%	10.04%
Value of Std Investment of ₹ 10,000	27657	13922	10979	11004

NAV of Plans / Options (₹)	Regular Plan	Direct Plan
Growth	32.1046	33.7010
IDCW <sup>2</sup> :	20.1339	21.1029

<sup>2</sup>Income Distribution cum capital withdrawal

Past performance may or may not be sustained in future. The above performance is of Regular Plan - Growth Option. Kindly note that different plans have different expense structure. Load and Taxes are not considered for computation of returns. When scheme/additional benchmark returns are not available, they have not been shown. Total Schemes managed by Mr. Kaustubh Gupta is 10. Refer annexure on page no. 169-170 to know more on performance of schemes managed by Fund Managers.

Note: The exit load (if any) rate levied at the time of redemption/switch-out of units will be the rate prevailing at the time of allotment of the corresponding units. Customers may request for a separate Exit Load Applicability Report by calling our toll free numbers 1800-270-7000 or from any of our Investor Service Centers.



## Fund Details

### Investment Objective

The investment objective of the scheme is to provide long-term capital appreciation by investing in units of overseas ETFs and/or Index Fund based on NASDAQ-100 Index. The Scheme does not guarantee/indicate any returns. There can be no assurance that the schemes' objectives will be achieved.

### Fund Manager

Mr. Dhaval Joshi

### Date of Allotment

November 01, 2021

### Benchmark

NASDAQ 100 TRI

### Managing Fund Since

November 21, 2022

### Experience in Managing the Fund

0.5 years

### Fund Category

FOF (Overseas)

### Load Structure (as % of NAV) (Incl. for SIP)

Entry Load Nil  
Exit Load Nil

### AUM

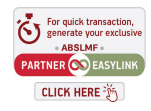
Monthly Average AUM ₹ 229.55 Crores  
AUM as on last day ₹ 242.90 Crores

### Total Expense Ratio (TER)

Regular 0.67%  
Direct 0.45%

Including additional expenses and goods and service tax on management fees.

(In addition to the above, the scheme will also incur 0.33% i.e total weighted average of the expense ratio levied by the underlying schemes.)  
**Note:** The investors will bear the recurring expenses of the Fund of Fund (FoF) scheme in addition to the expenses of the Underlying Schemes in which Investments are made by the FoF scheme.



### Other Parameters

Portfolio Turnover 0.00

### Application Amount for fresh subscription

₹ 100 (plus in multiples of ₹ 1)

### Min. Addl. Investment

₹ 100 (plus in multiples of ₹ 1)

## PORTFOLIO

Issuer	% to Net Assets	Rating
<b>MUTUAL FUNDS</b>	<b>99.63%</b>	
iShares Nasdaq 100 UCITS ETF	99.63%	
<b>Cash &amp; Current Assets</b>	<b>0.37%</b>	
<b>Total Net Assets</b>	<b>100.00%</b>	

Investment Performance	NAV as on May 31, 2023: ₹ 9.6367			
Inception - Nov 01, 2021	Since Inception	5 Years	3 Years	1 Year
Aditya Birla Sun Life NASDAQ 100 FOF	-2.32%	NA	NA	17.28%
Value of Std Investment of ₹ 10,000	9637	NA	NA	11728
Benchmark - NASDAQ 100 TRI	0.21%	NA	NA	21.55%
Value of Std Investment of ₹ 10,000	10033	NA	NA	12155
Additional Benchmark - Nifty 50 TRI	3.29%	NA	NA	12.94%
Value of Std Investment of ₹ 10,000	10524	NA	NA	11294

Past performance may or may not be sustained in future. The above performance is of Regular Plan - Growth Option. Kindly note that different plans have different expense structure. Load and Taxes are not considered for computation of returns. When scheme/additional benchmark returns are not available, they have not been shown. Total Schemes managed by Mr. Dhaval Joshi is 47. Refer annexure on page no. 169-170 to know more on performance of schemes managed by Fund Managers. Note: The exit load (if any) rate levied at the time of redemption/switch-out of units will be the rate prevailing at the time of allotment of the corresponding units. Customers may request for a separate Exit Load Applicability Report by calling our toll free numbers 1800-270-7000 or from any of our Investor Service Centers.

NAV of Plans / Options (₹)	Regular Plan	Direct Plan
Growth	9.6367	9.7028
IDCW <sup>§</sup> :	9.6359	9.7041

<sup>§</sup>Income Distribution cum capital withdrawal

SIP Performance - Regular Plan - Growth (assuming SIP of ₹ 10000 per month)	Since Inception	5 years	3 years	1 Year
Particulars				
Total Amount Invested (₹)	190000	NA	NA	120000
Market Value of amount Invested	216627	NA	NA	144317
Scheme Returns (CAGR)	16.83%	NA	NA	39.80%
NASDAQ 100 TRI# (CAGR)	18.59%	NA	NA	42.25%
Nifty 50 TRI## (CAGR)	8.87%	NA	NA	12.89%

Date of First Installment: November 01, 2021 & Scheme Inception Date: November 01, 2021. Past Performance may or may not be sustained in future.

### # Scheme Benchmark, ## Additional Benchmark

For SIP calculations above, the data assumes the investment of ₹ 10000/- on 1st day of every month or the subsequent working day. Load & Taxes are not considered for computation of returns. Performance for IDCW option would assume reinvestment of tax free IDCW declared at the then prevailing NAV. CAGR returns are computed after accounting for the cash flow by using XIRR method (investment internal rate of return). Where Benchmark returns are not available, they have not been shown. **Past performance may or may not be sustained in future.** Returns greater than 1 year period are compounded annualized. IDCW are assumed to be reinvested and bonus is adjusted. Load is not taken into consideration. For SIP returns, monthly investment of equal amounts invested on the 1<sup>st</sup> day of every month has been considered.



Fund Details

### Investment Objective

The primary objective of the Scheme is to achieve long-term capital growth by investing primarily in units of Julius Baer Global Excellence Equity Fund. The Scheme does not guarantee/indicate any returns. There can be no assurance that the schemes' objectives will be achieved.

#### Fund Manager

Mr. Dhaval Joshi

#### Date of Allotment

December 31, 2007

#### Benchmark

MSCI World Index

#### Managing Fund Since

November 21, 2022

#### Experience in Managing the Fund

0.5 years

#### SIP

Monthly: Minimum ₹ 100/-

### Fund Category

FOF (Overseas)

#### Load Structure (as % of NAV) (Incl. for SIP)

Entry Load	Nil
Exit Load	For redemption/switch out of units within 28 days from the date of allotment: 0.25% of applicable NAV. For redemption/switch out of units after 28 days from the date of allotment: NIL **Exit Load is NIL for units issued in Reinvestment of IDCW

#### AUM

Monthly Average AUM	₹ 152.90	Crores
AUM as on last day	₹ 157.99	Crores

#### Total Expense Ratio (TER)

Regular	1.23%
Direct	0.68%

Including additional expenses and goods and service tax on management fees.

(In addition to the above, the scheme will also incur 0.91% i.e total weighted average of the expense ratio levied by the underlying schemes.)

**Note:** The investors will bear the recurring expenses of the Fund of Fund (FoF) scheme in addition to the expenses of the Underlying Schemes in which Investments are made by the FoF scheme.



#### Application Amount for fresh subscription

₹ 100 (plus in multiples of ₹ 1)

#### Min. Addl. Investment

₹ 100 (plus in multiples of ₹ 1)

## PORTFOLIO

Issuer	% to Net Assets	Rating
<b>MUTUAL FUNDS</b>	<b>99.25%</b>	
Julius Baer Global Excellence Equity USD	99.25%	
<b>Cash &amp; Current Assets</b>	<b>0.75%</b>	
<b>Total Net Assets</b>	<b>100.00%</b>	

Investment Performance	NAV as on May 31, 2023: ₹ 23.7769			
Inception - Dec 31, 2007	Since Inception	5 Years	3 Years	1 Year
Aditya Birla Sun Life Global Excellence Equity Fund of Fund	5.78%	5.56%	10.66%	15.46%
Value of Std Investment of ₹ 10,000	23777	13111	13560	11546
Benchmark - MSCI World Index	11.02%	12.27%	14.31%	8.74%
Value of Std Investment of ₹ 10,000	50121	17846	14949	10874
Additional Benchmark - S&P BSE SENSEX TRI	9.05%	13.48%	26.02%	14.05%
Value of Std Investment of ₹ 10,000	38035	18827	20037	11405

Past performance may or may not be sustained in future. The above performance is of Regular Plan - Growth Option. Kindly note that different plans have different expense structure. Load and Taxes are not considered for computation of returns. When scheme/additional benchmark returns are not available, they have not been shown. Total Schemes managed by Mr. Dhaval Joshi is 47. Refer annexure on page no. 169-170 to know more on performance of schemes managed by Fund Managers. Note: The exit load (if any) rate levied at the time of redemption/switch-out of units will be the rate prevailing at the time of allotment of the corresponding units. Customers may request for a separate Exit Load Applicability Report by calling our toll free numbers 1800-270-7000 or from any of our Investor Service Centers.

NAV of Plans / Options (₹)	Regular Plan	Direct Plan
Growth	23.7769	24.9646
IDCW*	23.7919	24.9860

\*Income Distribution cum capital withdrawal

SIP Performance - Regular Plan - Growth (assuming SIP of ₹ 10000 per month)	Since Inception	5 years	3 years	1 Year
Particulars	Since Inception	5 years	3 years	1 Year
Total Amount Invested (₹)	1860000	600000	360000	120000
Market Value of amount Invested	3159523	709387	412914	137526
Scheme Returns (CAGR)	6.50%	6.64%	9.13%	28.29%
MSCI World Index returns# (CAGR)	13.26%	11.77%	8.76%	15.61%
S&P BSE SENSEX TRI returns## (CAGR)	12.92%	15.14%	14.93%	13.79%

Date of First Installment: January 01, 2008 & Scheme Inception Date: December 31, 2007. Past Performance may or may not be sustained in future.

# Scheme Benchmark, ## Additional Benchmark

For SIP calculations above, the data assumes the investment of ₹ 10000/- on 1st day of every month or the subsequent working day. Load & Taxes are not considered for computation of returns. Performance for IDCW option would assume reinvestment of tax free IDCW declared at the then prevailing NAV. CAGR returns are computed after accounting for the cash flow by using XIRR method (investment internal rate of return). Where Benchmark returns are not available, they have not been shown. Past performance may or may not be sustained in future. Returns greater than 1 year period are compounded annualized. IDCW are assumed to be reinvested and bonus is adjusted. Load is not taken into consideration. For SIP returns, monthly investment of equal amounts invested on the 1<sup>st</sup> day of every month has been considered.



\*Fresh subscriptions/ switch-in application(s) including fresh registrations for subscriptions under systematic transactions are being suspended temporarily till further notice.

## Fund Details

### Investment Objective

The primary objective of the Scheme is to achieve long-term capital growth by investing primarily in units of Julius Baer Equity Next Generation Fund. The Scheme does not guarantee/ indicate any returns. There can be no assurance that the schemes' objectives will be achieved.

### Fund Manager

Mr. Dhaval Joshi

### Date of Allotment

September 17, 2008

### Benchmark

MSCI ACWI Index

### Managing Fund Since

November 21, 2022

### Experience in Managing the Fund

0.5 years

### Fund Category

FoF (Overseas)

### Load Structure (as % of NAV) (Incl. for SIP)

Entry Load	Nil
Exit Load	For redemption/switch out of units within 28 days from the date of allotment: 0.25% of applicable NAV. For redemption/switch out of units after 28 days from the date of allotment: NIL **Exit Load is NIL for units issued in Reinvestment of IDCW.

### AUM

Monthly Average AUM	₹ 246.25	Crores
AUM as on last day	₹ 251.22	Crores

### Total Expense Ratio (TER)

Regular	1.10%
Direct	0.70%

Including additional expenses and goods and service tax on management fees.

(In addition to the above, the scheme will also incur 0.93% i.e total weighted average of the expense ratio levied by the underlying schemes.)  
Note: The investors will bear the recurring expenses of the Fund of Fund (FoF) scheme in addition to the expenses of the Underlying Schemes in which Investments are made by the FoF scheme.



### Application Amount for fresh subscription

₹ 100 (plus in multiples of ₹ 1)

### Min. Addl. Investment

₹ 100 (plus in multiples of ₹ 1)

### SIP

Monthly: Minimum ₹ 100/-

## PORTFOLIO

Issuer	% to Net Assets	Rating
<b>MUTUAL FUNDS</b>	<b>99.06%</b>	
Julius Baer Equity Next Generation - USD Class C Shares	99.06%	
<b>Cash &amp; Current Assets</b>	<b>0.94%</b>	
<b>Total Net Assets</b>	<b>100.00%</b>	

Investment Performance	NAV as on May 31, 2023: ₹ 19.2121			
	Since Inception	5 Years	3 Years	1 Year
Inception - Sep 17, 2008				
<b>Aditya Birla Sun Life Global Emerging Opportunities Fund</b>	4.54%	7.62%	9.75%	-0.83%
Value of Std Investment of ₹ 10,000	19212	14436	13225	9917
<b>Benchmark - MSCI ACWI Index</b>	11.87%	11.22%	13.39%	7.44%
Value of Std Investment of ₹ 10,000	52095	17022	14591	10744
<b>Additional Benchmark - S&amp;P BSE SENSEX TRI</b>	12.63%	13.48%	26.02%	14.05%
Value of Std Investment of ₹ 10,000	57514	18827	20037	11405

Past performance may or may not be sustained in future. The above performance is of Regular Plan - Growth Option. Kindly note that different plans have different expense structure. Load and Taxes are not considered for computation of returns. When scheme/additional benchmark returns are not available, they have not been shown. Total Schemes managed by Mr. Dhaval Joshi is 47. Refer annexure on page no. 169-170 to know more on performance of schemes managed by Fund Managers.

Note: The exit load (if any) rate levied at the time of redemption/switch-out of units will be the rate prevailing at the time of allotment of the corresponding units. Customers may request for a separate Exit Load Applicability Report by calling our toll free numbers 1800-270-7000 or from any of our Investor Service Centers.

NAV of Plans / Options (₹)	Regular Plan	Direct Plan
<b>Growth</b>	19.2121	19.8692
<b>IDCW<sup>8</sup>:</b>	19.2153	17.5732

<sup>8</sup>Income Distribution cum capital withdrawal

SIP Performance - Regular Plan - Growth (assuming SIP of ₹ 10000 per month)	Since Inception	5 years	3 years	1 Year
<b>Particulars</b>				
Total Amount Invested (₹)	1770000	600000	360000	120000
Market Value of amount Invested	2635272	729032	372415	122944
<b>Scheme Returns (CAGR)</b>	5.19%	7.73%	2.22%	4.60%
<b>MSCI ACWI Index returns# (CAGR)</b>	12.74%	10.63%	7.38%	14.24%
<b>S&amp;P BSE SENSEX TRI returns## (CAGR)</b>	13.28%	15.14%	14.93%	13.79%

Date of First Installment: October 01, 2008 & Scheme Inception Date: September 17, 2008. Past Performance may or may not be sustained in future.

### # Scheme Benchmark, ## Additional Benchmark

For SIP calculations above, the data assumes the investment of ₹ 10000/- on 1st day of every month or the subsequent working day. Load & Taxes are not considered for computation of returns. Performance for IDCW option would assume reinvestment of tax free IDCW declared at the then prevailing NAV. CAGR returns are computed after accounting for the cash flow by using XIRR method (investment internal rate of return). Where Benchmark returns are not available, they have not been shown. **Past performance may or may not be sustained in future.** Returns greater than 1 year period are compounded annualized. IDCW are assumed to be reinvested and bonus is adjusted. Load is not taken into consideration. For SIP returns, monthly investment of equal amounts invested on the 1<sup>st</sup> day of every month has been considered.





### Fund Details

#### Investment Objective

An Open ended Fund of Funds Scheme with the investment objective to provide returns that tracks returns provided by Aditya Birla Sun Life Gold ETF (Aditya Birla Sun Life Gold ETF). The Scheme does not guarantee/indicate any returns. There can be no assurance that the Scheme' objectives will be achieved.

#### Fund Manager

Mr. Haresh Mehta & Mr. Pranav Gupta

#### Date of Allotment

March 20, 2012

#### Benchmark

Domestic price of physical gold

#### Managing Fund Since

March 31, 2023

#### Experience in Managing the Fund

0.2 Years

#### Fund Category

FOF (Domestic)

#### Load Structure (as % of NAV) (Incl. for SIP)

Entry Load	Nil
Exit Load	For redemption/switch out of units within 15 days from the date of allotment: 1.00% of applicable NAV. For redemption/switch out of units after 15 days from the date of allotment: NIL **Exit Load is NIL for units issued in Reinvestment of IDCW.

#### AUM

Monthly Average AUM	₹ 283.77	Crores
AUM as on last day	₹ 282.31	Crores

#### Total Expense Ratio (TER)

Regular	0.51%
Direct	0.15%
Including additional expenses and goods and service tax on management fees.	
(In addition to the above, the scheme will also incur 0.54% i.e total weighted average of the expense ratio levied by the underlying schemes.)	



#### Other Parameters

Standard Deviation	12.55%
Sharpe Ratio	0.07
Beta	0.93
Tracking Error (3 year)	2.94%

Note: Standard Deviation, Sharpe Ratio & Beta are calculated on Annualised basis using 3 years history of monthly returns. Risk Free Rate assumed to be 6.4% (FBIL Overnight MIBOR as on 31 May 2023) for calculating Sharpe Ratio

#### Application Amount for fresh subscription

₹ 100 (plus in multiples of ₹ 1)

#### Min. Addl. Investment

₹ 100 (plus in multiples of ₹ 1)

#### SIP

Monthly: Minimum ₹ 100/-

## PORTFOLIO

Issuer	% to Net Assets	Rating
<b>Exchange Traded Fund</b>	<b>98.87%</b>	
Aditya Birla Sun Life Gold ETF	98.87%	
Cash & Current Assets	1.13%	
<b>Total Net Assets</b>	<b>100.00%</b>	

Investment Performance	NAV as on May 31, 2023: ₹ 18.0390			
Inception - Mar 20, 2012	Since Inception	5 Years	3 Years	1 Year
Aditya Birla Sun Life Gold Fund	5.41%	12.28%	7.29%	16.14%
Value of Std Investment of ₹ 10,000	18039	17848	12354	11614
Benchmark - Domestic price of physical gold	7.05%	13.98%	8.05%	17.19%
Value of Std Investment of ₹ 10,000	21460	19242	12620	11719

Past performance may or may not be sustained in future. The above performance is of Regular Plan - Growth Option. Kindly note that different plans have different expense structure. Load and Taxes are not considered for computation of returns. When scheme/additional benchmark returns are not available, they have not been shown. Total Schemes Co- Managed by Fund Managers is 15. Total Schemes managed by Mr. Haresh Mehta is 16. Total Schemes managed by Mr. Pranav Gupta is 16. Refer annexure on page no. 169-170 to know more on performance of schemes managed by Fund Managers.  
Note: The exit load (if any) rate levied at the time of redemption/switch-out of units will be the rate prevailing at the time of allotment of the corresponding units. Customers may request for a separate Exit Load Applicability Report by calling our toll free numbers 1800- 270-7000 or from any of our Investor Service Centers.

NAV of Plans / Options (₹)	Regular Plan	Direct Plan
Growth	18.0390	18.6129
IDCW <sup>*</sup>	18.0382	18.6155

<sup>\*</sup>Income Distribution cum capital withdrawal





## Fund Details

### Investment Objective

The investment objective of the scheme is to provide returns similar to the returns generated by Aditya Birla Sun Life Silver ETF. The Scheme does not guarantee/indicate any returns. There can be no assurance that the objective of the scheme will be achieved.

### Fund Manager

Mr. Haresh Mehta & Mr. Pranav Gupta

### Date of Allotment

February 02, 2022

### Benchmark

Price of silver

### Managing Fund Since

March 31, 2023 & June 08, 2022

### Experience in Managing the Fund

0.2 Years & 1.0 Years

### Fund Category

FOF (Domestic)

### Load Structure (as % of NAV) (Incl. for SIP)

Entry Load	Nil
Exit Load	For redemption/switchout of units on or before 30 days from the date of allotment: 0.5% of applicable NAV. For redemption/switchout of units after 30 days from the date of allotment: NIL.

### AUM

Monthly Average AUM	₹ 95.08	Crores
AUM as on last day	₹ 92.90	Crores

### Total Expense Ratio (TER)

Regular	0.64%
Direct	0.15%
Including additional expenses and goods and service tax on management fees.	
(In addition to the above, the scheme will also incur 0.37% i.e total weighted average of the expense ratio levied by the underlying schemes.)	



### Application Amount for fresh subscription

₹ 100 (plus in multiples of ₹ 1)

### Min. Addl. Investment

₹ 100 (plus in multiples of ₹ 1)

### SIP

Monthly: Minimum ₹ 100/-

(In addition to the above, the scheme will also incur 0.37% i.e total weighted average of the expense ratio levied by the underlying schemes.)

Note: The investors will bear the recurring expenses of the Fund of Fund ('FoF') scheme in addition to the expenses of the Underlying Schemes in which Investments are made by the FoF scheme.

## PORTFOLIO

Issuer	% to Net Assets	Rating
<b>Exchange Traded Fund</b>	<b>98.79%</b>	
ADITYA BIRLA SUN LIFE SILVER ETF	98.79%	
Cash & Current Assets	1.21%	
<b>Total Net Assets</b>	<b>100.00%</b>	

Investment Performance	NAV as on May 31, 2023: ₹ 11.4693			
Inception - February 03, 2022	Since Inception	5 Years	3 Years	1 Year
Aditya Birla Sun Life Silver ETF Fund of Fund	10.92%	NA	NA	13.94%
Value of Std Investment of ₹ 10,000	11469	NA	NA	11394
Benchmark - Price of Silver	12.87%	NA	NA	19.05%
Value of Std Investment of ₹ 10,000	11738	NA	NA	11905

Past performance may or may not be sustained in future. The above performance is of Regular Plan - Growth Option. Kindly note that different plans have different expense structure. Load and Taxes are not considered for computation of returns. When scheme/additional benchmark returns are not available, they have not been shown. Total Schemes Co- Managed by Fund Managers is 15. Total Schemes managed by Mr. Haresh Mehta is 16. Total Schemes managed by Mr. Pranav Gupta is 16. Refer annexure on page no. 169-170 to know more on performance of schemes managed by Fund Managers.

Note: The exit load (if any) rate levied at the time of redemption/switch-out of units will be the rate prevailing at the time of allotment of the corresponding units. Customers may request for a separate Exit Load Applicability Report by calling our toll free numbers 1800-270-7000 or from any of our Investor Service Centers.

NAV of Plans / Options (₹)	Regular Plan	Direct Plan
Growth	11.4693	11.5528
IDCW*	11.4674	11.5500

\*Income Distribution cum capital withdrawal



Fund Details

### Investment Objective

The primary objective of the Scheme is to generate capital appreciation by investing in passively managed instruments such as ETFs and Index Funds of equity and equity related instruments (domestic index funds & ETFs as well as overseas ETFs), fixed income securities, Gold / Silver. The Scheme does not guarantee/indicate any returns. There can be no assurance or guarantee that the investment objective of the Scheme will be achieved.

### Fund Manager

Mr. Hareesh Mehta, Mr. Dhaval Joshi & Mr. Vinod Bhat

### Date of Allotment

October 14, 2022

### Benchmark

50% Nifty 500 TRI + 30% CRISIL Low Duration Debt Index + 10% MSCI AC World Index + 5% Domestic Price of Physical Gold + 5% Price of silver (based on LBMA Silver daily spot fixing price)

### Managing Fund Since

March 31, 2023, November 21, 2022 & March 31, 2023

### Experience in Managing the Fund

0.2 Years, 0.5 Years & 0.2 Years

### Fund Category

FOF (Domestic)

### Load Structure (as % of NAV) (Incl. for SIP)

Entry Load	Nil
Exit Load	For redemption/switch out of units on or before 15 days from the date of allotment: 0.5% of applicable NAV. For redemption/switch out of units after 15 days from the date of allotment: NIL

### AUM

Monthly Average AUM	₹ 8.53	Crores
AUM as on last day	₹ 8.53	Crores

### Total Expense Ratio (TER)

Regular	0.64%
Direct	0.14%
Including additional expenses and goods and service tax on management fees.	
(In addition to the above, the scheme will also incur 0.37% i.e total weighted average of the expense ratio levied by the underlying schemes.)	



### Application Amount for fresh subscription

₹ 100 (plus in multiples of ₹ 1)

### Min. Addl. Investment

₹ 100 (plus in multiples of ₹ 1)

### SIP

Monthly: Minimum ₹ 100/-

## PORTFOLIO

Issuer	% to Net Assets	Rating
<b>Exchange Traded Fund</b>	<b>71.41%</b>	
KOTAK NIFTY 50 ETF	21.21%	
ADITYA BIRLA SUNLIFE CRISIL	14.07%	
Aditya Birla Sun Life NIFTY 200 MOMENTUM 30 ETF	9.80%	
NIPPON INDIA ETF GOLD BEES	9.76%	
ADITYA BIRLA SUN LIFE BANKING ETF	8.32%	
NIPPON INDIA ETF NIFTY 1D RATE LIQUID BE	4.87%	

Issuer	% to Net Assets	Rating
Aditya Birla Sun Life NIFTY 200 QUALITY 30 ETF	3.39%	
<b>MUTUAL FUNDS</b>	<b>26.92%</b>	
Aditya Birla Sun Life Crisil IBX AAA- Jun 2023 Index Fund - Growth - Direct Plan	10.14%	
Aditya Birla Sun Life NIFTY MIDCAP 150 INDEX FUND-DR-GR	8.64%	
Aditya Birla Sun Life NIFTY NEXT 50 INDEX-DG	8.14%	
<b>Cash &amp; Current Assets</b>	<b>1.67%</b>	
<b>Total Net Assets</b>	<b>100.00%</b>	

### Investment Performance

NAV as on May 31, 2023: ₹ 10.5784

Inception - October 14, 2022	Since Inception	5 Years	3 Years	6 Months
<b>Aditya Birla Sun Life Multi - Index Fund of Funds</b>	9.22%	NA	NA	6.30%
Value of Std Investment of ₹ 10,000	10569	NA	NA	10309
<b>Benchmark - 50% Nifty 500 TRI + 30% CRISIL Low Duration Debt Index + 10% MSCI AC World Index + 5% Domestic Price of Physical Gold + 5% Price of silver (based on LBMA Silver daily spot fixing price)</b>	12.50%	NA	NA	1.70%
Value of Std Investment of ₹ 10,000	10767	NA	NA	10084
<b>Additional Benchmark - Nifty 50 TRI</b>	13.44%	NA	NA	-1.61%
Value of Std Investment of ₹ 10,000	10823	NA	NA	9920

Past performance may or may not be sustained in future. The above performance is of Regular Plan - Growth Option. Kindly note that different plans have different expense structure. Load and Taxes are not considered for computation of returns. When scheme/additional benchmark returns are not available, they have not been shown. Total Schemes Co-Managed by Fund Managers is 1. Total Schemes managed by Mr. Hareesh Mehta is 16. Total Schemes managed by Mr. Vinod Bhat is 4. Total Scheme managed by Mr. Dhaval Joshi is 47. Refer annexure on page no. 169-170 to know more on performance of schemes managed by Fund Managers. Note: The exit load (if any) rate levied at the time of redemption/switch-out of units will be the rate prevailing at the time of allotment of the corresponding units. Customers may request for a separate Exit Load Applicability Report by calling our toll free numbers 1800-270-7000 or from any of our Investor Service Centers.

### NAV of Plans / Options (₹)

	Regular Plan	Direct Plan
<b>Growth</b>	10.5784	10.6117
<b>IDCW*</b>	10.5783	10.6117

\*Income Distribution cum capital withdrawal

# Fund Manager-wise Scheme Details

Sr. no	Funds Managed By Mr. Chanchal Khandelwal	Refer page No
1	Aditya Birla Sun Life India GenNext Fund	42
2	Aditya Birla Sun Life Special Opportunities Fund	61
3	Aditya Birla Sun Life MNC Fund	22
4	Aditya Birla Sun Life Equity Hybrid '95 Fund	72

Sr. no	Funds Managed By Mr. Dhaval Gala	Refer page No
1	Aditya Birla Sun Life Banking and Financial Services Fund	34
2	Aditya Birla Sun Life ELSS Tax Relief '96	67
3	Aditya Birla Sun Life Dividend Yield Fund	36
4	Aditya Birla Sun Life PSU Equity Fund	59
5	Aditya Birla Sun Life ESG Fund	63
6	Aditya Birla Sun Life Business Cycle Fund	65

Sr. no	Funds Managed By Mr. Mahesh Patil	Refer page No
1	Aditya Birla Sun Life Frontline Equity Fund	14
2	Aditya Birla Sun Life Infrastructure Fund	38
3	Aditya Birla Sun Life Equity Hybrid '95 Fund	72

Sr. no	Funds Managed By Mr. Vinod Bhat	Refer page No
1	Aditya Birla Sun Life Asset Allocator FoF	158
2	Aditya Birla Sun Life Financial Planning FOF - Aggressive Plan	159
3	Aditya Birla Sun Life Financial Planning FOF - Conservative Plan	161
4	Aditya Birla Sun Life Financial Planning FOF - Moderate Plan	160
5	Aditya Birla Sun Life International Equity Fund - Plan B	46
6	Aditya Birla Sun Life Multi - Index Fund of Funds	168

Sr. no	Funds Managed By Mr. Pranav Gupta	Refer page No
1	Aditya Birla Sun Life Nifty Bank ETF	150
2	Aditya Birla Sun Life Nifty 50 Index Fund	134
3	Aditya Birla Sun Life Nifty 50 ETF	144
4	Aditya Birla Sun Life Nifty Next 50 ETF	148
5	Aditya Birla Sun Life S&P BSE Sensex ETF	146
6	Aditya Birla Sun Life Nifty Midcap 150 Index Fund	140
7	Aditya Birla Sun Life Nifty Smallcap 50 Index Fund	142
8	Aditya Birla Sun Life Nifty 50 Equal Weight Index Fund	136
9	Aditya Birla Sun Life Nifty Healthcare ETF	151
10	Aditya Birla Sun Life Nifty IT ETF	152
11	Aditya Birla Sun Life Silver ETF Fund of Fund	167
12	Aditya Birla Sun Life Nifty Next 50 Index Fund	138
13	Aditya Birla Sun Life Nifty 200 Momentum 30 ETF	155
14	Aditya Birla Sun Life Nifty 200 Quality 30 ETF	156
15	Aditya Birla Sun Life Arbitrage Fund	69
16	Aditya Birla Sun Life Gold Fund	166

Sr. no	Funds Managed By Mr. Jonas Bhutta	Refer page No
1	Aditya Birla Sun Life Infrastructure Fund	38

Sr. no	Funds Managed By Mr. Vishal Gajwani	Refer page No
1	Aditya Birla Sun Life Small Cap Fund	28
2	Aditya Birla Sun Life Balanced Advantage Fund	81

Sr. no	Funds Managed By Mr. Sanjay Godambe	Refer page No
1	Aditya Birla Sun Life CRISIL IBX Gilt - April 2026 Index Fund	126
2	Aditya Birla Sun Life Nifty SDL Sep 2025 Index Fund	125
3	Aditya Birla Sun Life CRISIL IBX AAA - Jun 2023 Index Fund	116
4	Aditya Birla Sun Life CRISIL IBX Gilt April 2029 Index Fund	128
5	Aditya Birla Sun Life CRISIL IBX 50:50 Gilt Plus SDL Apr 2028 Index Fund	127
6	Aditya Birla Sun Life CRISIL IBX 60:40 SDL + AAA PSU Apr 2026 Index Fund	133
7	Aditya Birla Sun Life CRISIL IBX AAA Mar 2024 Index Fund	129
8	Aditya Birla Sun Life CRISIL IBX Gilt Apr 2028 Index Fund	131

Sr. no	Funds Managed By Mr. Kunal Sangoi	Refer page No
1	Aditya Birla Sun Life Digital India Fund	40
2	Aditya Birla Sun Life Focused Equity Fund	16
3	Aditya Birla Sun Life Pure Value Fund	30

Sr. no	Funds Managed By Mr. Kaustubh Gupta	Refer page No
1	Aditya Birla Sun Life Low Duration Fund	90
2	Aditya Birla Sun Life Liquid Fund	86
3	Aditya Birla Sun Life Floating Rate Fund	94
4	Aditya Birla Sun Life Money Manager Fund	88
5	Aditya Birla Sun Life Savings Fund	92
6	Aditya Birla Sun Life Corporate Bond Fund	97
7	Aditya Birla Sun Life Short Term Fund	100
8	Aditya Birla Sun Life Banking & PSU Debt Fund	102
9	Aditya Birla Sun Life Overnight Fund	85
10	Aditya Birla Sun Life Active Debt Multi Manager FoF Scheme	162

Sr. no	Funds Managed By Mr. Bhupesh Bameta	Refer page No
1	Aditya Birla Sun Life Dynamic Bond Fund	109
2	Aditya Birla Sun Life Government Securities Fund	113
3	Aditya Birla Sun Life Income Fund	111
4	Aditya Birla Sun Life Nifty SDL Apr 2027 Index Fund	121
5	Aditya Birla Sun Life Nifty SDL Sep 2025 Index Fund	125
6	Aditya Birla Sun Life Long Duration Fund	115
7	Aditya Birla Sun Life CRISIL IBX Gilt - April 2026 Index Fund	126
8	Aditya Birla Sun Life CRISIL IBX 60:40 SDL + AAA PSU Apr 2026 Index Fund	133
9	Aditya Birla Sun Life Multi Asset Allocation Fund	79
10	Aditya Birla Sun Life CRISIL IBX SDL Jun 2032 Index Fund	132
11	Aditya Birla Sun Life CRISIL IBX Gilt Apr 2028 Index Fund	131

Sr. no	Funds Managed By Mr. Anuj Jain	Refer page No
1	Aditya Birla Sun Life Money Manager Fund	88

Sr. no	Funds Managed By Ms. Monika Gandhi	Refer page No
1	Aditya Birla Sun Life Savings Fund	92

Sr. no	Funds Managed By Mr. Harshil Savarnkar	Refer page No
1	Aditya Birla Sun Life Equity Hybrid '95 Fund	72
2	Aditya Birla Sun Life Equity Savings Fund	75
3	Aditya Birla Sun Life Regular Savings Fund	77
4	Aditya Birla Sun Life Bal Bhavishya Yojna	51
5	Aditya Birla Sun Life Retirement Fund - The 30s Plan	53
6	Aditya Birla Sun Life Retirement Fund - The 40s Plan	55
7	Aditya Birla Sun Life Retirement Fund - The 50s Plan	57
8	Aditya Birla Sun Life Retirement Fund - The 50s Plus Debt Plan	114
9	Aditya Birla Sun Life Banking & PSU Debt Fund	102
10	Aditya Birla Sun Life Floating Rate Fund	94
11	Aditya Birla Sun Life Multi-Cap Fund	26
12	Aditya Birla Sun Life CRISIL IBX AAA - Jun 2023 Index Fund	116
13	Aditya Birla Sun Life Nifty SDL Apr 2027 Index Fund	121
14	Aditya Birla Sun Life Long Duration Fund	115
15	Aditya Birla Sun Life CRISIL IBX Gilt April 2029 Index Fund	128
16	Aditya Birla Sun Life Nifty SDL Sep 2027 Index Fund	130

Sr. no	Funds Managed By Mr. Atul Penkar	Refer page No
1	Aditya Birla Sun Life ELSS Tax Relief '96	67
2	Aditya Birla Sun Life Bal Bhavishya Yojna	51
3	Aditya Birla Sun Life Equity Advantage Fund	20

Sr. no	Funds Managed By Mr. Sachin Wankhede	Refer page No
1	Aditya Birla Sun Life Gold ETF	153
2	Aditya Birla Sun Life Silver ETF	154
3	Aditya Birla Sun Life Multi Asset Allocation Fund	79

Sr. no	Funds Managed By Ms. Sunaina Da Cunha	Refer page No
1	Aditya Birla Sun Life Liquid Fund	86
2	Aditya Birla Sun Life Credit Risk Fund	107
3	Aditya Birla Sun Life Medium Term Plan	105
4	Aditya Birla Sun Life Savings Fund	92
5	Aditya Birla Sun Life CRISIL Liquid Overnight ETF	157

Sr. no	Funds Managed By Mr. Anil Shah	Refer page No
1	Aditya Birla Sun Life Midcap Fund	24
2	Aditya Birla Sun Life Flexi Cap Fund	18
3	Aditya Birla Sun Life Manufacturing Equity Fund	32
4	Aditya Birla Sun Life Business Cycle Fund	65

The Fund Manager-wise Scheme Details appearing above are As on May 31, 2023.



# Fund Manager-wise Scheme Details

Sr. no	Funds Managed By Mr. Dhaval Joshi	Refer page No
1	Aditya Birla Sun Life Flexi Cap Fund	18
2	Aditya Birla Sun Life Business Cycle Fund	65
3	Aditya Birla Sun Life Midcap Fund	24
4	Aditya Birla Sun Life Special Opportunities Fund	61
5	Aditya Birla Sun Life ELSS Tax Relief '96	67
6	Aditya Birla Sun Life Bal Bhavishya Yojna	51
7	Aditya Birla Sun Life Government Securities Fund	113
8	Aditya Birla Sun Life Income Fund	111
9	Aditya Birla Sun Life India GenNext Fund	42
10	Aditya Birla Sun Life MNC Fund	22
11	Aditya Birla Sun Life Dividend Yield Fund	36
12	Aditya Birla Sun Life Banking and Financial Services Fund	34
13	Aditya Birla Sun Life Commodity Equities Fund - Global Agri Plan	48
14	Aditya Birla Sun Life Global Emerging Opportunities Fund	165
15	Aditya Birla Sun Life Global Excellence Equity Fund of Fund	164
16	Aditya Birla Sun Life International Equity Fund - Plan A	44
17	Aditya Birla Sun Life NASDAQ 100 FOF	163
18	Aditya Birla Sun Life Pharma & Healthcare Fund	49
19	Aditya Birla Sun Life Retirement Fund - The 50s Plus Debt Plan	114
20	Aditya Birla Sun Life Retirement Fund - The 30s Plan	53
21	Aditya Birla Sun Life Retirement Fund - The 40s Plan	55
22	Aditya Birla Sun Life Retirement Fund - The 50s Plan	57
23	Aditya Birla Sun Life Long Duration Fund	115
24	Aditya Birla Sun Life Savings Fund	92
25	Aditya Birla Sun Life Corporate Bond Fund	97
26	Aditya Birla Sun Life Floating Rate Fund	94
27	Aditya Birla Sun Life Low Duration Fund	90
28	Aditya Birla Sun Life Short Term Fund	100
29	Aditya Birla Sun Life Liquid Fund	86
30	Aditya Birla Sun Life Digital India Fund	40
31	Aditya Birla Sun Life Pure Value Fund	30
32	Aditya Birla Sun Life Multi - Index Fund of Funds	168
33	Aditya Birla Sun Life Frontline Equity Fund	14
34	Aditya Birla Sun Life PSU Equity Fund	59
35	Aditya Birla Sun Life Multi-Cap Fund	26
36	Aditya Birla Sun Life Infrastructure Fund	38
37	Aditya Birla Sun Life Focused Equity Fund	16
38	Aditya Birla Sun Life Dynamic Bond Fund	109
39	Aditya Birla Sun Life Money Manager Fund	88
40	Aditya Birla Sun Life Regular Savings Fund	77
41	Aditya Birla Sun Life Equity Advantage Fund	20
42	Aditya Birla Sun Life ESG Fund	63
43	Aditya Birla Sun Life Equity Hybrid '95 Fund	72
44	Aditya Birla Sun Life Asset Allocator FoF	158
45	Aditya Birla Sun Life Financial Planning FOF - Conservative Plan	161
46	Aditya Birla Sun Life Financial Planning FOF - Moderate Plan	160
47	Aditya Birla Sun Life Financial Planning FOF-Aggressive Plan	159
48	Aditya Birla Sun Life International Equity Fund - Plan B	46
49	Aditya Birla Sun Life Small Cap Fund	28
50	Aditya Birla Sun Life Credit Risk Fund	107
51	Aditya Birla Sun Life Medium Term Plan	105
52	Aditya Birla Sun Life Multi Asset Allocation Fund	79

Sr. no	Funds Managed By Mr. Lovelish Solanki	Refer page No
1	Aditya Birla Sun Life Arbitrage Fund	69
2	Aditya Birla Sun Life Balanced Advantage Fund	81
3	Aditya Birla Sun Life Equity Savings Fund	75

Sr. no	Funds Managed By Mr. Dhaval Shah	Refer page No
1	Aditya Birla Sun Life Pharma & Healthcare Fund	49
2	Aditya Birla Sun Life Regular Savings Fund	77
3	Aditya Birla Sun Life Equity Savings Fund	75
4	Aditya Birla Sun Life Retirement Fund - The 30s Plan	53
5	Aditya Birla Sun Life Retirement Fund - The 40s Plan	55
6	Aditya Birla Sun Life Retirement Fund - The 50s Plan	57
7	Aditya Birla Sun Life Retirement Fund - The 50s Plus Debt Plan	114
8	Aditya Birla Sun Life Multi-Cap Fund	26
9	Aditya Birla Sun Life Multi Asset Allocation Fund	79

Sr. no	Funds Managed By Mr. Haresh Mehta	Refer page No
1	Aditya Birla Sun Life Gold Fund	166
2	Aditya Birla Sun Life Nifty 50 Index Fund	134
3	Aditya Birla Sun Life Nifty 50 ETF	144
4	Aditya Birla Sun Life S&P BSE Sensex ETF	146
5	Aditya Birla Sun Life Nifty Next 50 ETF	148
6	Aditya Birla Sun Life Nifty Bank ETF	150
7	Aditya Birla Sun Life Nifty Midcap 150 Index Fund	140
8	Aditya Birla Sun Life Nifty Smallcap 50 Index Fund	142
9	Aditya Birla Sun Life Nifty 50 Equal Weight Index Fund	136
10	Aditya Birla Sun Life Nifty Healthcare ETF	151
11	Aditya Birla Sun Life Nifty IT ETF	152
12	Aditya Birla Sun Life Silver ETF Fund of Fund	167
13	Aditya Birla Sun Life Nifty Next 50 Index Fund	138
14	Aditya Birla Sun Life Nifty 200 Momentum 30 ETF	155
15	Aditya Birla Sun Life Nifty 200 Quality 30 ETF	156
16	Aditya Birla Sun Life Multi - Index Fund of Funds	168

Sr. no	Funds Managed By Mr. Mohit Sharma	Refer page No
1	Aditya Birla Sun Life Balanced Advantage Fund	81
2	Aditya Birla Sun Life Low Duration Fund	90
3	Aditya Birla Sun Life Money Manager Fund	88
4	Aditya Birla Sun Life Short Term Fund	100
5	Aditya Birla Sun Life Credit Risk Fund	107
6	Aditya Birla Sun Life Medium Term Plan	105
7	Aditya Birla Sun Life Dynamic Bond Fund	109
8	Aditya Birla Sun Life Nifty SDL Plus PSU Bond Sep 2026 60:40 Index Fund	119
9	Aditya Birla Sun Life CRISIL IBX 60:40 SDL + AAA PSU - Apr 2025 Index Fund	118
10	Aditya Birla Sun Life CRISIL IBX 60:40 SDL + AAA PSU - Apr 2027 Index Fund	123
11	Aditya Birla Sun Life CRISIL IBX 50:50 Gilt Plus SDL Apr 2028 Index Fund	127
12	Aditya Birla Sun Life CRISIL IBX AAA Mar 2024 Index Fund	129
13	Aditya Birla Sun Life CRISIL IBX SDL Jun 2032 Index Fund	132

The Fund Manager-wise Scheme Details appearing above are As on May 31, 2023.





## WEALTH SOLUTIONS

SCHEME	PLAN/OPTION (which continue for fresh subscription)		DEFAULT OPTION**	MINIMUM INVESTMENT AMOUNT
	PLAN <sup>^</sup>	OPTION		
Aditya Birla Sun Life Equity Savings Fund	Regular Plan Direct Plan	IDCW (Payout, Reinvestment & IDCW Sweep Facility) Growth	Reinvestment of IDCW	₹ 1,000/-
Aditya Birla Sun Life Balanced Advantage Fund	Regular Plan Direct Plan	IDCW (Payout/Reinvestment) Growth	Reinvestment of IDCW	₹ 100/-
Aditya Birla Sun Life Equity Hybrid '95 Fund	Regular Plan Direct Plan	IDCW (Payout/Reinvestment/IDCW Sweep Facility) Growth	Reinvestment of IDCW	₹ 100/-
Aditya Birla Sun Life Nifty 50 Index Fund	Regular Plan Direct Plan	IDCW (Payout/Reinvestment/IDCW Sweep Facility) Growth	Reinvestment of IDCW	₹ 100/-
Aditya Birla Sun Life Frontline Equity Fund	Regular Plan Direct Plan	IDCW (Payout/Reinvestment/IDCW Sweep Facility) Growth	Reinvestment of IDCW	₹ 100/-
Aditya Birla Sun Life Focused Equity Fund	Regular Plan Direct Plan	IDCW (Payout/Reinvestment/IDCW Sweep Facility) Growth	Reinvestment of IDCW	₹ 1,000/-
Aditya Birla Sun Life Flexi Cap Fund	Regular Plan Direct Plan	IDCW (Payout/Reinvestment/IDCW Sweep Facility) Growth	Reinvestment of IDCW	₹ 100/-
Aditya Birla Sun Life Equity Advantage Fund	Regular Plan Direct Plan	IDCW (Payout/Reinvestment/IDCW Sweep Facility) Growth	Reinvestment of IDCW	₹ 1,000/-
Aditya Birla Sun Life MNC Fund	Regular Plan Direct Plan	IDCW (Payout/Reinvestment/IDCW Sweep Facility) Growth	Reinvestment of IDCW	₹ 1,000/-
Aditya Birla Sun Life Midcap Fund	Regular Plan Direct Plan	IDCW (Payout / Reinvestment / IDCW Sweep Facility) Growth (Growth with Triggered Facility)	Reinvestment of IDCW	₹ 1,000/-
Aditya Birla Sun Life Small Cap Fund	Regular Plan Direct Plan	IDCW (Payout / Reinvestment) Growth	IDCW Payout	₹ 1,000/-
Aditya Birla Sun Life Pure Value Fund	Regular Plan Direct Plan	IDCW (Payout/Reinvestment) Growth	• Choice of Plan : Growth • Choice of Option : Reinvestment	₹ 1,000/-
Aditya Birla Sun Life Manufacturing Equity Fund	Regular Plan Direct Plan	IDCW (Payout/Reinvestment) Growth	Reinvestment of IDCW	₹ 1,000/-
Aditya Birla Sun Life Banking and Financial Services Fund	Regular Plan Direct Plan	IDCW (Payout/Reinvestment) Growth	Reinvestment of IDCW	₹ 1,000/-
Aditya Birla Sun Life Dividend Yield Fund	Regular Plan Direct Plan	IDCW (Payout/Reinvestment/IDCW Sweep Facility) Growth	Reinvestment of IDCW	₹ 1,000/-
Aditya Birla Sun Life Infrastructure Fund	Regular Plan Direct Plan	IDCW (Payout/Reinvestment/IDCW Sweep Facility) Growth	Reinvestment of IDCW	₹ 1,000/-
Aditya Birla Sun Life Digital India Fund	Regular Plan Direct Plan	IDCW (Payout/Reinvestment/IDCW Sweep Facility) Growth	Reinvestment of IDCW	₹ 1,000/-
Aditya Birla Sun Life India GenNext Fund	Regular Plan Direct Plan	IDCW (Payout/Reinvestment/IDCW Sweep Facility) Growth	Reinvestment of IDCW	₹ 1,000/-
Aditya Birla Sun Life International Equity Fund (Plan A)	Regular Plan Direct Plan	IDCW (Payout/Reinvestment/IDCW Sweep Facility) Growth	Growth / Reinvestment of IDCW	₹ 1,000/-
Aditya Birla Sun Life International Equity Fund (Plan B)	Regular Plan Direct Plan	IDCW (Payout/Reinvestment/IDCW Sweep Facility) Growth	Growth / Reinvestment of IDCW	NA
Aditya Birla Sun Life Commodity Equities Fund - Global Agri Plan	Regular Plan Direct Plan	IDCW (Payout/Reinvestment /IDCW Sweep Facility) Growth	Reinvestment of IDCW	NA

<sup>^</sup>Direct Plan under the Schemes is only for investors who purchase /subscribe Units in a Scheme directly with the Mutual Fund and is not available for investors who route their investments through a Distributor.

\*\*Default Plan: In case Distributor code is mentioned in the application form, but "Direct Plan" is indicated against the Scheme name, the Distributor code will be ignored and the application will be processed under Direct Plan. Further, where application is received for Regular Plan without Distributor code or "Direct" mentioned in the ARN Column, the application will be processed under Direct Plan. The default option under the Regular or Direct Plan of the Scheme, as the case maybe, shall be applied accordingly.

The Financial Solution(s) stated above is ONLY for highlighting the many advantages perceived from investments in Mutual Funds but does not in any manner, indicate or imply, either the quality of any particular Scheme or guarantee any specific performance/returns.

IDCW - Income Distribution cum Capital Withdrawal



## WEALTH SOLUTIONS

SCHEME	PLAN/OPTION (which continue for fresh subscription)		DEFAULT OPTION**	MINIMUM INVESTMENT AMOUNT
	PLAN <sup>^</sup>	OPTION		
Aditya Birla Sun Life Global Emerging Opportunities Fund	Regular Plan Direct Plan	IDCW (Payout/Reinvestment) Growth	Reinvestment of IDCW	₹ 100/-
Aditya Birla Sun Life Global Excellence Equity Fund of Fund	Regular Plan Direct Plan	IDCW (Payout/Reinvestment) Growth	Reinvestment of IDCW	₹ 100/-
Aditya Birla Sun Life Gold Fund	Regular Plan Direct Plan	Growth IDCW Payout /Reinvestment	Growth / Reinvestment of IDCW	₹ 100/-
Aditya Birla Sun Life Asset Allocator FoF	Regular Plan Direct Plan	IDCW (Payout/Reinvestment) Growth	Reinvestment of IDCW	₹ 1,000/-
Aditya Birla Sun Life Financial Planning FOF - Aggressive Plan	Regular Plan Direct Plan	IDCW (Payout/Reinvestment) Growth	Reinvestment of IDCW	₹ 100/-
Aditya Birla Sun Life Pharma & Healthcare Fund	Regular Plan Direct Plan	Growth Reinvestment of IDCW	Reinvestment of IDCW	₹ 1,000/-
Aditya Birla Sun Life Bal Bhavishya Yojna	Regular Plan Direct Plan	Growth Reinvestment of IDCW	Growth Option	₹ 1,000/-
Aditya Birla Sun Life Retirement Fund - The 30s Plan	Regular Plan Direct Plan	IDCW (Payout/Reinvestment) Growth	NA	₹ 1,000/-
Aditya Birla Sun Life Retirement Fund - The 40s Plan	Regular Plan Direct Plan	IDCW (Payout/Reinvestment) Growth	NA	₹ 1,000/-
Aditya Birla Sun Life Retirement Fund - The 50s Plan	Regular Plan Direct Plan	IDCW (Payout/Reinvestment) Growth	NA	₹ 1,000/-
Aditya Birla Sun Life PSU Equity Fund	Regular Plan Direct Plan	IDCW (Payout/Reinvestment) Growth	NA	₹ 500/-
Aditya Birla Sun Life Special Opportunities Fund	Regular Plan Direct Plan	IDCW (Payout/Reinvestment) Growth	NA	₹ 500/-
Aditya Birla Sun Life ESG Fund	Regular Plan Direct Plan	IDCW (Payout/Reinvestment) Growth	NA	₹ 500/-
Aditya Birla Sun Life Multi-Cap Fund	Regular Plan Direct Plan	IDCW (Payout/Reinvestment) Growth	NA	₹ 500/-
Aditya Birla Sun Life S&P BSE Sensex ETF	NA	NA	NA	The Creation Unit size for the scheme shall be 1,00,000 units and in multiples thereof.
Aditya Birla Sun Life Nifty Bank ETF	NA	NA	NA	The Creation Unit size for the scheme shall be 10,000 units and in multiples thereof.
Aditya Birla Sun Life Nifty Next 50 ETF	NA	NA	NA	The Creation Unit size for the scheme shall be 1,00,000 units and in multiples thereof.
Aditya Birla Sun Life Nifty 50 ETF	NA	NA	NA	The Creation Unit size for the scheme shall be 5,00,000 units and in multiples thereof
Aditya Birla Sun Life Gold ETF	NA	NA	NA	The Creation Unit size for the scheme shall be 1,00,000 units and in multiples thereof.
Aditya Birla Sun Life Nifty Midcap 150 Index Fund	Regular Plan Direct Plan	IDCW (Payout/Reinvestment) Growth	Reinvestment of IDCW	₹ 100/-
Aditya Birla Sun Life Nifty Smallcap 50 Index Fund	Regular Plan Direct Plan	IDCW (Payout/Reinvestment) Growth	Reinvestment of IDCW	₹ 100/-
Aditya Birla Sun Life Silver ETF Fund Of Fund	Regular Plan Direct Plan	IDCW (Payout/Reinvestment) Growth	Growth Option/ Payout of IDCW	₹ 100/-

<sup>^</sup>Direct Plan under the Schemes is only for investors who purchase /subscribe Units in a Scheme directly with the Mutual Fund and is not available for investors who route their investments through a Distributor.

**\*\*Default Plan:** In case Distributor code is mentioned in the application form, but "Direct Plan" is indicated against the Scheme name, the Distributor code will be ignored and the application will be processed under Direct Plan. Further, where application is received for Regular Plan without Distributor code or "Direct" mentioned in the ARN Column, the application will be processed under Direct Plan. The default option under the Regular or Direct Plan of the Scheme, as the case maybe, shall be applied accordingly.

The Financial Solution(s) stated above is ONLY for highlighting the many advantages perceived from investments in Mutual Funds but does not in any manner, indicate or imply, either the quality of any particular Scheme or guarantee any specific performance/returns.

IDCW - Income Distribution cum Capital Withdrawal

## WEALTH SOLUTIONS

SCHEME	PLAN/OPTION (which continue for fresh subscription)		DEFAULT OPTION**	MINIMUM INVESTMENT AMOUNT
	PLAN^	OPTION		
Aditya Birla Sun Life Silver ETF	Regular Plan Direct Plan	NA	NA	The Creation Unit size in case of Aditya Birla Sun Life Silver ETF shall be 30,000 units and in multiples of 1 unit thereof.
Aditya Birla Sun Life NASDAQ 100 FOF	Regular Plan Direct Plan	IDCW (Payout/Reinvestment) Growth	Growth Option/ Payout of IDCW	₹ 100/-
Aditya Birla Sun Life Nifty 50 Equal Weight Index Fund	Regular Plan Direct Plan	IDCW (Payout/Reinvestment) Growth	Growth Option	₹ 100/-
Aditya Birla Sun Life Nifty Healthcare ETF	Regular Plan Direct Plan	NA	NA	The Creation Unit size for the Scheme shall be 1,10,000 units and in multiples thereof.
Aditya Birla Sun Life Nifty IT ETF	Regular Plan Direct Plan	NA	NA	The Creation Unit size in case of Aditya Birla Sun Life Nifty IT ETF shall be 10,000 units and in multiples thereof.
Aditya Birla Sun Life Nifty Next 50 Index Fund	Regular Plan Direct Plan	IDCW (Payout/Reinvestment) Growth	Growth Option	₹ 100/-
Aditya Birla Sun Life Business Cycle Fund	Regular Plan Direct Plan	IDCW (Payout/Reinvestment) Growth	Growth Option/ Payout of IDCW	₹ 500/-
Aditya Birla Sun Life Nifty 200 Momentum 30 ETF	Regular Plan Direct Plan	NA	NA	The Creation Unit size in case of Aditya Birla Sun Life Nifty 200 Momentum 30 ETF shall be 87,000 units and in multiples thereof.
Aditya Birla Sun Life Nifty 200 Quality 30 ETF	Regular Plan Direct Plan	NA	NA	The Creation Unit size in case of Aditya Birla Sun Life Nifty 200 Quality 30 ETF shall be 1,06,000 units and in multiples thereof.
Aditya Birla Sun Life Multi - Index Fund of Funds	Regular Plan Direct Plan	IDCW (Payout/Reinvestment) Growth	Growth Option/ Payout of IDCW	₹ 100/-
Aditya Birla Sun Life Multi Asset Allocation Fund	Regular Plan Direct Plan	IDCW (Payout/Reinvestment) Growth	Growth Option/ Payout of IDCW	₹ 500/-

^Direct Plan under the Schemes is only for investors who purchase /subscribe Units in a Scheme directly with the Mutual Fund and is not available for investors who route their investments through a Distributor.

\*\*Default Plan: In case Distributor code is mentioned in the application form, but "Direct Plan" is indicated against the Scheme name, the Distributor code will be ignored and the application will be processed under Direct Plan. Further, where application is received for Regular Plan without Distributor code or "Direct" mentioned in the ARN Column, the application will be processed under Direct Plan. The default option under the Regular or Direct Plan of the Scheme, as the case maybe, shall be applied accordingly.

The Financial Solution(s) stated above is ONLY for highlighting the many advantages perceived from investments in Mutual Funds but does not in any manner, indicate or imply, either the quality of any particular Scheme or guarantee any specific performance/returns.

IDCW - Income Distribution cum Capital Withdrawal

Minimum application amount for ETF Schemes:

For Transactions Directly with the Fund:

For Market Makers: In Creation Unit Size and in multiples thereof. For Large Investors: Min. application amount shall be Rs. 25 Crores and in multiples of Creation Unit Size For Transactions on Stock Exchanges: Units of ETF schemes can be traded (in lots of 1 Unit) during the trading hours on all trading days on NSE and BSE on which the Units are listed.

## REGULAR INCOME SOLUTIONS

SCHEME	PLAN/OPTION (which continue for fresh subscription)		DEFAULT OPTION**	MINIMUM INVESTMENT AMOUNT
	PLAN^	OPTION		
Aditya Birla Sun Life Regular Savings Fund	Regular Plan Direct Plan	Monthly IDCW (Payout/Reinvestment/IDCW Sweep Facility) Monthly Payment Growth	<ul style="list-style-type: none"> <li>Choice of Option : Growth</li> <li>Choice of Sub-Option within Monthly IDCW Option : Reinvestment of IDCW</li> </ul>	₹ 500/-

^Direct Plan under the Schemes is only for investors who purchase /subscribe Units in a Scheme directly with the Mutual Fund and is not available for investors who route their investments through a Distributor.

\*\*Default Plan: In case Distributor code is mentioned in the application form, but "Direct Plan" is indicated against the Scheme name, the Distributor code will be ignored and the application will be processed under Direct Plan. Further, where application is received for Regular Plan without Distributor code or "Direct" mentioned in the ARN Column, the application will be processed under Direct Plan. The default option under the Regular or Direct Plan of the Scheme, as the case maybe, shall be applied accordingly.

The Financial Solution(s) stated above is ONLY for highlighting the many advantages perceived from investments in Mutual Funds but does not in any manner, indicate or imply, either the quality of any particular Scheme or guarantee any specific performance/returns.

## TAX SAVINGS SOLUTIONS

SCHEME	PLAN/OPTION (which continue for fresh subscription)		DEFAULT OPTION**	MINIMUM INVESTMENT AMOUNT
	PLAN^	OPTION		
Aditya Birla Sun Life ELSS Tax Relief '96	Regular Plan Direct Plan	IDCW (Payout/IDCW Sweep Facility) Growth	IDCW Payout	₹ 500/-

\*The Reinvestment of IDCW Facility under the scheme have been discontinued w.e.f. February 12, 2015. Please refer addendum no. 07/2015 dated February 09, 2015 for further details.

^Direct Plan under the Schemes is only for investors who purchase /subscribe Units in a Scheme directly with the Mutual Fund and is not available for investors who route their investments through a Distributor.

\*\*Default Plan: In case Distributor code is mentioned in the application form, but "Direct Plan" is indicated against the Scheme name, the Distributor code will be ignored and the application will be processed under Direct Plan. Further, where application is received for Regular Plan without Distributor code or "Direct" mentioned in the ARN Column, the application will be processed under Direct Plan. The default option under the Regular or Direct Plan of the Scheme, as the case maybe, shall be applied accordingly.

The Financial Solution(s) stated above is ONLY for highlighting the many advantages perceived from investments in Mutual Funds but does not in any manner, indicate or imply, either the quality of any particular Scheme or guarantee any specific performance/returns.

IDCW - Income Distribution cum Capital Withdrawal



## SAVINGS SOLUTIONS

SCHEME	PLAN/OPTION (which continue for fresh subscription)		DEFAULT OPTION**	MINIMUM INVESTMENT AMOUNT
	PLAN^	OPTION		
Aditya Birla Sun Life Liquid Fund	Regular Plan	Daily IDCW (Reinvestment of IDCW) Weekly IDCW (Payout/Reinvestment) IDCW (Payout/Reinvestment) Growth	Daily Reinvestment of IDCW	₹ 500/-
	Direct Plan			
Aditya Birla Sun Life Money Manager Fund	Regular Plan	Daily IDCW (Reinvestment of IDCW) Weekly IDCW (Reinvestment of IDCW) Growth	Daily Reinvestment of IDCW	₹ 1,000/-
	Direct Plan			
Aditya Birla Sun Life Low Duration Fund	Regular Plan	Daily IDCW (Reinvestment of IDCW) Weekly IDCW (Reinvestment of IDCW) Growth	Daily Reinvestment of IDCW	₹ 100/-
	Direct Plan			
Aditya Birla Sun Life Overnight Fund	Regular Plan	Daily IDCW (Reinvestment of IDCW) Weekly IDCW (Reinvestment of IDCW) Growth Monthly IDCW (Payout/Reinvestment/IDCW Sweep Facility)	Daily IDCW Option	₹ 500/-
	Direct Plan			
Aditya Birla Sun Life Savings Fund	Regular Plan	Daily IDCW (Reinvestment of IDCW) Weekly IDCW (Payout/Reinvestment) Growth	Daily Reinvestment of IDCW	₹ 1,000/-
	Direct Plan			
Aditya Birla Sun Life Floating Rate Fund	Regular Plan	Daily IDCW (Reinvestment of IDCW) Weekly IDCW (Reinvestment of IDCW) Growth	Daily Reinvestment of IDCW	₹ 1,000/-
	Direct Plan			
Aditya Birla Sun Life Arbitrage Fund	Regular Plan	IDCW (Payout/Reinvestment/IDCW Sweep Facility) Growth	Reinvestment of IDCW	₹ 1,000/-
	Direct Plan			
Aditya Birla Sun Life Corporate Bond Fund	Regular Plan	Monthly IDCW (Payout/Reinvestment) IDCW (Payout/Reinvestment/) Growth	Reinvestment of IDCW	₹ 100/-
	Direct Plan			
Aditya Birla Sun Life Short Term Fund	Regular Plan	Quarterly IDCW (Payout / Reinvestment) IDCW (Payout / Reinvestment) Growth	Growth	₹ 1,000/-
	Direct Plan			
Aditya Birla Sun Life Banking & PSU Debt Fund	Regular Plan	Monthly IDCW (Payout / Reinvestment) Quarterly IDCW (Payout / Reinvestment) IDCW (Payout / Reinvestment) Growth	Monthly Reinvestment of IDCW	₹ 1,000/-
	Direct Plan			
Aditya Birla Sun Life Medium Term Plan	Regular Plan	Quarterly IDCW (Payout / Reinvestment) Half Yearly IDCW (Payout / Reinvestment) IDCW (Payout / Reinvestment /IDCW Sweep Facility) Growth	Growth	₹ 1,000/-
	Direct Plan			
Aditya Birla Sun Life Credit Risk Fund	Regular Plan	IDCW (Payout / Reinvestment) Growth	Growth	₹ 100/-
	Direct Plan			
Aditya Birla Sun Life Dynamic Bond Fund	Regular Plan	Monthly IDCW Sweep Facility Monthly IDCW (Payout / Reinvestment /IDCW Sweep Facility) Quarterly IDCW (Payout / Reinvestment /IDCW Sweep Facility) Growth IDCW (Payout / Reinvestment /IDCW Sweep Facility)	• Choice of Option : Quarterly IDCW • Choice of Sub-Option : Reinvestment of IDCW	₹ 1,000/-
	Direct Plan			
Aditya Birla Sun Life Income Fund	Regular Plan	IDCW (Payout / Reinvestment) Quarterly IDCW (Payout / Reinvestment) Growth	IDCW Option / Reinvestment of IDCW	₹ 5,000/-
	Direct Plan			
Aditya Birla Sun Life Government Securities Fund	Regular Plan	Quarterly IDCW (Payout / Reinvestment /IDCW Sweep Facility) Growth (Quarterly Gain / Annual Gain)	Growth	₹ 1,000/-
	Direct Plan			
Aditya Birla Sun Life Active Debt Multi Manager FOF Scheme	Regular Plan	IDCW (Payout/Reinvestment) Growth	Reinvestment of IDCW	₹ 100/-
Aditya Birla Sun Life Financial Planning FOF - Conservative Plan	Regular Plan	IDCW (Payout/Reinvestment) Growth	Reinvestment of IDCW	₹ 100/-
	Direct Plan			
Aditya Birla Sun Life Financial Planning FOF Moderate Plan	Regular Plan	IDCW (Payout/Reinvestment) Growth	Reinvestment of IDCW	₹ 100/-
	Direct Plan			
Aditya Birla Sun Life Retirement Fund - The 50s Plus Debt Plan	Regular Plan	IDCW (Payout/Reinvestment) Growth	NA	₹ 1,000/-
	Direct Plan			
ADITYA BIRLA SUN LIFE NIFTY SDL APR 2027 INDEX FUND	Regular Plan	IDCW (Payout) Growth	Growth IDCW Option	₹ 500/-
	Direct Plan			
ADITYA BIRLA SUN LIFE NIFTY SDL PLUS PSU BOND SEP 2026 60:40 INDEX FUND	Regular Plan	IDCW (Payout) Growth	Growth IDCW Option	₹ 500/-
	Direct Plan			
Aditya Birla Sun Life CRISIL IBX AAA - Jun 2023 Index Fund	Regular Plan	IDCW (Payout) Growth	Growth IDCW Option	₹ 500/-
	Direct Plan			
Aditya Birla Sun Life CRISIL IBX 60:40 SDL + AAA PSU - Apr 2025 Index Fund	Regular Plan	IDCW (Payout) Growth	Growth IDCW Option	₹ 500/-
	Direct Plan			
Aditya Birla Sun Life CRISIL IBX 60:40 SDL + AAA PSU - Apr 2027 Index Fund	Regular Plan	IDCW (Payout) Growth	Growth IDCW Option	₹ 500/-
	Direct Plan			

Last Friday of the month and penultimate business day if that day is March 31 of any Financial Year. Every Tuesday of the week and next business day in case that day is a non-business day.

^Direct Plan under the Schemes is only for investors who purchase /subscribe Units in a Scheme directly with the Mutual Fund and is not available for investors who route their investments through a Distributor.  
**\*\*Default Plan:** In case Distributor code is mentioned in the application form, but "Direct Plan" is indicated against the Scheme name, the Distributor code will be ignored and the application will be processed under Direct Plan. Further, where application is received for Regular Plan without Distributor code or "Direct" mentioned in the ARN Column, the application will be processed under Direct Plan. The default option under the Regular or Direct Plan of the Scheme, as the case maybe, shall be applied accordingly.

The Financial Solution(s) stated above is ONLY for highlighting the many advantages perceived from investments in Mutual Funds but does not in any manner, indicate or imply, either the quality of any particular Scheme or guarantee any specific performance/returns. "Every Tuesday of the week and next business day in case that day is a non-business day.

IDCW - Income Distribution cum Capital Withdrawal

## SAVINGS SOLUTIONS

SCHEME	PLAN/OPTION (which continue for fresh subscription)		DEFAULT OPTION**	MINIMUM INVESTMENT AMOUNT
	PLAN^	OPTION		
Aditya Birla Sun Life Nifty SDL Sep 2025 Index Fund	Regular Plan	IDCW (Payout) Growth	Growth IDCW Option	₹ 500/-
	Direct Plan			
Aditya Birla Sun Life CRISIL IBX Gilt - April 2026 Index Fund	Regular Plan	NA	NA	₹ 500/-
	Direct Plan			
Aditya Birla Sun Life CRISIL IBX 50:50 Gilt Plus SDL Apr 2028 Index Fund	Regular Plan	NA	NA	₹ 500/-
	Direct Plan			
Aditya Birla Sun Life CRISIL IBX Gilt Apr 2029 Index Fund	Regular Plan	NA	NA	₹ 500/-
	Direct Plan			
Aditya Birla Sun Life Long Duration Fund	Regular Plan	IDCW Growth	Growth IDCW Option	₹ 100/-
	Direct Plan			
Aditya Birla Sun Life CRISIL IBX 60:40 SDL + AAA PSU Apr 2026 Index Fund	Regular Plan	NA	NA	₹ 500/-
	Direct Plan			
Aditya Birla Sun Life CRISIL IBX AAA Mar 2024 Index Fund	Regular Plan	IDCW Growth	Growth IDCW Option	₹ 500/-
	Direct Plan			
Aditya Birla Sun Life CRISIL IBX SDL Jun 2032 Index Fund	Regular Plan	IDCW Growth	Growth IDCW Option	₹ 500/-
	Direct Plan			
Aditya Birla Sun Life Nifty SDL Sep 2027 Index Fund	Regular Plan	IDCW Growth	Growth IDCW Option	₹ 500/-
	Direct Plan			
Aditya Birla Sun Life CRISIL IBX Gilt Apr 2028 Index Fund	Regular Plan	IDCW Growth	Growth IDCW Option	₹ 500/-
	Direct Plan			
Aditya Birla Sun Life Fixed Term Plan - Series UF (180 days)	Regular Plan	IDCW Growth	Growth Option/ Payout of IDCW	₹ 1,000/-
	Direct Plan			
Aditya Birla Sun Life Fixed Term Plan - Series UJ (1110 days)	Regular Plan	IDCW Growth	Growth Option/ Payout of IDCW	₹ 1,000/-
	Direct Plan			
Aditya Birla Sun Life CRISIL Liquid Overnight ETF	Regular Plan	NA	NA	The Creation Unit size in case of Aditya Birla Sun Life CRISIL Liquid Overnight Index ETF shall be 2500 units and in multiples of 1 unit there after.
	Direct Plan			

Last Friday of the month and penultimate business day if that day is March 31 of any Financial Year. Every Tuesday of the week and next business day in case that day is a non-business day.

^Direct Plan under the Schemes is only for investors who purchase /subscribe Units in a Scheme directly with the Mutual Fund and is not available for investors who route their investments through a Distributor.  
**\*\*Default Plan:** In case Distributor code is mentioned in the application form, but "Direct Plan" is indicated against the Scheme name, the Distributor code will be ignored and the application will be processed under Direct Plan. Further, where application is received for Regular Plan without Distributor code or "Direct" mentioned in the ARN Column, the application will be processed under Direct Plan. The default option under the Regular or Direct Plan of the Scheme, as the case maybe, shall be applied accordingly.

The Financial Solution(s) stated above is ONLY for highlighting the many advantages perceived from investments in Mutual Funds but does not in any manner, indicate or imply, either the quality of any particular Scheme or guarantee any specific performance/returns. "Every Tuesday of the week and next business day in case that day is a non-business day.

IDCW - Income Distribution cum Capital Withdrawal

## Aditya Birla Sun Life Equity Savings Fund

### Income Distribution cum capital withdrawal

Declared on date	24-Mar-23	26-Dec-22	26-Sep-22
IDCW Yield (Regular Plan)	1.50%	1.52%	1.52%
IDCW (₹) Per Unit	0.18	0.19	0.19
Cum IDCW NAV	12.24	12.63	12.61
Declared on date	24-Mar-23	26-Dec-22	26-Sep-22
IDCW Yield (Direct Plan)	1.50%	1.52%	1.52%
IDCW (₹) Per Unit	0.21	0.22	0.22
Cum IDCW NAV	14.20	14.62	14.56

**Note:** The NAV of the scheme, pursuant to pay out of IDCW would fall to the extent of the payout and statutory levy (if applicable). Past performance may or may not be sustained in future. The Face Value - 10.00 Per Unit  
The Financial Solution(s) stated above is ONLY for highlighting the many advantages perceived from investments in Mutual Funds but does not in any manner, indicate or imply, either the quality of any particular Scheme or guarantee any specific performance/returns.

## Aditya Birla Sun Life Frontline Equity Fund

### Income Distribution cum capital withdrawal

Declared on date	25-Oct-22	25-Oct-21	23-Oct-20
IDCW Yield (Regular Plan)	5.92%	5.58%	5.44%
IDCW (₹) Per Unit	2.01	2.03	1.34
Cum IDCW NAV	33.88	36.45	24.64
Declared on date	25-Oct-22	25-Oct-21	
IDCW Yield (Direct Plan)	5.92%	5.58%	
IDCW (₹) Per Unit	4.70	4.74	
Cum IDCW NAV	79.44	84.90	

**Note:** The NAV of the scheme, pursuant to pay out of IDCW would fall to the extent of the payout and statutory levy (if applicable). Past performance may or may not be sustained in future. The Face Value - 10.00 Per Unit  
The Financial Solution(s) stated above is ONLY for highlighting the many advantages perceived from investments in Mutual Funds but does not in any manner, indicate or imply, either the quality of any particular Scheme or guarantee any specific performance/returns.

## Aditya Birla Sun Life Equity Advantage Fund

### Income Distribution cum capital withdrawal

Declared on date	25-Aug-22	27-Aug-21	25-Aug-20
IDCW Yield (Regular Plan)	6.13%	5.45%	5.74%
IDCW (₹) Per Unit	7.11	7.00	4.96
Cum IDCW NAV	115.85	128.47	86.36
Declared on date	25-Aug-22	27-Aug-21	30-Aug-18
IDCW Yield (Direct Plan)	6.13%	5.45%	5.31%
IDCW (₹) Per Unit	10.67	10.42	7.29
Cum IDCW NAV	173.91	191.17	137.19

**Note:** The NAV of the scheme, pursuant to pay out of IDCW would fall to the extent of the payout and statutory levy (if applicable). Past performance may or may not be sustained in future. The Face Value - 10.00 Per Unit  
The Financial Solution(s) stated above is ONLY for highlighting the many advantages perceived from investments in Mutual Funds but does not in any manner, indicate or imply, either the quality of any particular Scheme or guarantee any specific performance/returns.

## Aditya Birla Sun Life Small Cap Fund

### Income Distribution cum capital withdrawal

Declared on date	25-Aug-22	27-Aug-21	25-Aug-20
IDCW Yield (Regular Plan)	5.98%	5.55%	4.69%
IDCW (₹) Per Unit	1.67	1.63	0.84
Cum IDCW NAV	27.96	29.33	17.90
Declared on date	25-Aug-22	27-Aug-21	-
IDCW Yield (Direct Plan)	5.98%	5.55%	-
IDCW (₹) Per Unit	3.13	3.01	-
Cum IDCW NAV	52.28	54.27	-

**Note:** The NAV of the scheme, pursuant to pay out of IDCW would fall to the extent of the payout and statutory levy (if applicable). Past performance may or may not be sustained in future. The Face Value - 10.00 Per Unit  
The Financial Solution(s) stated above is ONLY for highlighting the many advantages perceived from investments in Mutual Funds but does not in any manner, indicate or imply, either the quality of any particular Scheme or guarantee any specific performance/returns.

## Aditya Birla Sun Life Banking and Financial Services Fund

### Income Distribution cum capital withdrawal

Declared on date	25-Jan-23	31-Jan-22	25-Jan-21
IDCW Yield (Regular Plan)	6.11%	5.33%	5.64%
IDCW (₹) Per Unit	1.18	1.06	0.95
Cum IDCW NAV	19.37	19.87	16.85
Declared on date	25-Jan-23	31-Jan-22	25-Jan-21
IDCW Yield (Direct Plan)	6.12%	5.33%	5.64%
IDCW (₹) Per Unit	1.57	1.39	1.23
Cum IDCW NAV	25.59	26.00	21.82

**Note:** The NAV of the scheme, pursuant to pay out of IDCW would fall to the extent of the payout and statutory levy (if applicable). Past performance may or may not be sustained in future. The Face Value - 10.00 Per Unit  
The Financial Solution(s) stated above is ONLY for highlighting the many advantages perceived from investments in Mutual Funds but does not in any manner, indicate or imply, either the quality of any particular Scheme or guarantee any specific performance/returns.

## Aditya Birla Sun Life Balanced Advantage Fund

### Income Distribution cum capital withdrawal

Declared on date	25-May-23	25-Apr-23	24-Mar-23
IDCW Yield (Regular Plan)	0.58%	0.58%	0.50%
IDCW (₹) Per Unit	0.1330	0.1310	0.1110
Cum IDCW NAV	22.9600	22.5000	22.0200
Declared on date	25-May-23	25-Apr-23	24-Mar-23
IDCW Yield (Direct Plan)	0.58%	0.58%	0.50%
IDCW (₹) Per Unit	0.1480	0.1450	0.1220
Cum IDCW NAV	25.4800	24.9500	24.3800

**Note:** The NAV of the scheme, pursuant to pay out of IDCW would fall to the extent of the payout and statutory levy (if applicable). Past performance may or may not be sustained in future. The Face Value - 10.00 Per Unit  
The Financial Solution(s) stated above is ONLY for highlighting the many advantages perceived from investments in Mutual Funds but does not in any manner, indicate or imply, either the quality of any particular Scheme or guarantee any specific performance/returns.

## Aditya Birla Sun Life Focused Equity Fund

### Income Distribution cum capital withdrawal

Declared on date	25-Jul-22	28-Jul-21	30-Jul-20
IDCW Yield (Regular Plan)	5.90%	5.59%	5.94%
IDCW (₹) Per Unit	1.14	1.10	0.87
Cum IDCW NAV	19.40	19.68	14.64
Declared on date	25-Jul-22	28-Jul-21	30-Jul-20
IDCW Yield (Direct Plan)	5.90%	5.56%	5.96%
IDCW (₹) Per Unit	2.62	2.48	1.96
Cum IDCW NAV	44.41	44.62	32.90

**Note:** The NAV of the scheme, pursuant to pay out of IDCW would fall to the extent of the payout and statutory levy (if applicable). Past performance may or may not be sustained in future. The Face Value - 10.00 Per Unit  
The Financial Solution(s) stated above is ONLY for highlighting the many advantages perceived from investments in Mutual Funds but does not in any manner, indicate or imply, either the quality of any particular Scheme or guarantee any specific performance/returns.

## Aditya Birla Sun Life MNC Fund

### Income Distribution cum capital withdrawal

Declared on date	25-Oct-21	23-Oct-20	25-Oct-19
IDCW Yield (Regular Plan)	5.75%	5.49%	6.00%
IDCW (₹) Per Unit	10.20	8.18	9.54
Cum IDCW NAV	177.42	149.05	158.96
Declared on date	25-Oct-21		
IDCW Yield (Direct Plan)	5.75%		
IDCW (₹) Per Unit	20.46		
Cum IDCW NAV	355.98		

**Note:** The NAV of the scheme, pursuant to pay out of IDCW would fall to the extent of the payout and statutory levy (if applicable). Past performance may or may not be sustained in future. The Face Value - 10.00 Per Unit  
The Financial Solution(s) stated above is ONLY for highlighting the many advantages perceived from investments in Mutual Funds but does not in any manner, indicate or imply, either the quality of any particular Scheme or guarantee any specific performance/returns.

## Aditya Birla Sun Life Pure Value Fund

### Income Distribution cum capital withdrawal

Declared on date	25-Jul-22	23-Jul-21	26-Mar-18
IDCW Yield (Regular Plan)	5.82%	5.48%	15.25%
IDCW (₹) Per Unit	1.71	1.73	4.91
Cum IDCW NAV	29.40	31.55	32.20
Declared on date	25-Jul-22	26-Mar-18	20-Jul-17
IDCW Yield (Direct Plan)	5.82%	11.32%	9.92%
IDCW (₹) Per Unit	3.04	5.61	4.92
Cum IDCW NAV	52.28	49.57	49.58

**Note:** The NAV of the scheme, pursuant to pay out of IDCW would fall to the extent of the payout and statutory levy (if applicable). Past performance may or may not be sustained in future. The Face Value - 10.00 Per Unit  
The Financial Solution(s) stated above is ONLY for highlighting the many advantages perceived from investments in Mutual Funds but does not in any manner, indicate or imply, either the quality of any particular Scheme or guarantee any specific performance/returns.

## Aditya Birla Sun Life Dividend Yield Fund

### Income Distribution cum capital withdrawal

Declared on date	24-Mar-23	26-Dec-22	26-Sep-22
IDCW Yield (Regular Plan)	1.53%	1.55%	1.55%
IDCW (₹) Per Unit	0.28	0.30	0.28
Cum IDCW NAV	18.49	19.14	18.00
Declared on date	24-Mar-23	26-Dec-22	26-Sep-22
IDCW Yield (Direct Plan)	1.52%	1.55%	1.55%
IDCW (₹) Per Unit	0.50	0.53	0.50
Cum IDCW NAV	32.92	34.04	31.95

**Note:** The NAV of the scheme, pursuant to pay out of IDCW would fall to the extent of the payout and statutory levy (if applicable). Past performance may or may not be sustained in future. The Face Value - 10.00 Per Unit  
The Financial Solution(s) stated above is ONLY for highlighting the many advantages perceived from investments in Mutual Funds but does not in any manner, indicate or imply, either the quality of any particular Scheme or guarantee any specific performance/returns.

## Aditya Birla Sun Life Equity Hybrid '95 Fund

### Income Distribution cum capital withdrawal

Declared on date	24-Mar-23	26-Dec-22	26-Sep-22
IDCW Yield (Regular Plan)	1.51%	1.53%	1.54%
IDCW (₹) Per Unit	2.12	2.26	2.29
Cum IDCW NAV	140.73	148.25	149.10
Declared on date	24-Mar-23	26-Dec-22	26-Sep-22
IDCW Yield (Direct Plan)	1.51%	1.53%	1.54%
IDCW (₹) Per Unit	3.56	3.79	3.83
Cum IDCW NAV	236.16	248.29	249.25

**Note:** The NAV of the scheme, pursuant to pay out of IDCW would fall to the extent of the payout and statutory levy (if applicable). Past performance may or may not be sustained in future. The Face Value - 10.00 Per Unit  
The Financial Solution(s) stated above is ONLY for highlighting the many advantages perceived from investments in Mutual Funds but does not in any manner, indicate or imply, either the quality of any particular Scheme or guarantee any specific performance/returns.

## Aditya Birla Sun Life Flexi Cap Fund

### Income Distribution cum capital withdrawal

Declared on date	25-Nov-22	25-Nov-21	25-Nov-20
IDCW Yield (Regular Plan)	5.91%	5.62%	5.48%
IDCW (₹) Per Unit	7.78	7.76	5.63
Cum IDCW NAV	131.58	138.11	102.78
Declared on date	25-Nov-22	25-Nov-21	29-Nov-19
IDCW Yield (Direct Plan)	5.91%	5.62%	6.15%
IDCW (₹) Per Unit	10.75	10.63	8.05
Cum IDCW NAV	181.89	189.32	130.93

**Note:** The NAV of the scheme, pursuant to pay out of IDCW would fall to the extent of the payout and statutory levy (if applicable). Past performance may or may not be sustained in future. The Face Value - 10.00 Per Unit  
The Financial Solution(s) stated above is ONLY for highlighting the many advantages perceived from investments in Mutual Funds but does not in any manner, indicate or imply, either the quality of any particular Scheme or guarantee any specific performance/returns.

## Aditya Birla Sun Life Midcap Fund

### Income Distribution cum capital withdrawal

Declared on date	25-Aug-22	27-Aug-21	24-Dec-20
IDCW Yield (Regular Plan)	6.07%	5.52%	5.46%
IDCW (₹) Per Unit	2.59	2.29	1.74
Cum IDCW NAV	42.68	41.39	31.88
Declared on date	25-Aug-22	27-Aug-21	25-Feb-20
IDCW Yield (Direct Plan)	6.07%	5.52%	6.32%
IDCW (₹) Per Unit	4.31	3.77	3.03
Cum IDCW NAV	71.04	68.29	47.92

**Note:** The NAV of the scheme, pursuant to pay out of IDCW would fall to the extent of the payout and statutory levy (if applicable). Past performance may or may not be sustained in future. The Face Value - 10.00 Per Unit  
The Financial Solution(s) stated above is ONLY for highlighting the many advantages perceived from investments in Mutual Funds but does not in any manner, indicate or imply, either the quality of any particular Scheme or guarantee any specific performance/returns.

## Aditya Birla Sun Life Manufacturing Equity Fund

### Income Distribution cum capital withdrawal

Declared on date	25-Feb-21	25-Feb-20	28-Feb-18
IDCW Yield (Regular Plan)	5.46%	5.72%	9.94%
IDCW (₹) Per Unit	0.71	0.61	1.32
Cum IDCW NAV	13.00	10.69	13.28
Declared on date	25-Feb-21	25-Feb-20	28-Feb-18
IDCW Yield (Direct Plan)	5.49%	6.39%	9.91%
IDCW (₹) Per Unit	0.75	0.72	1.36
Cum IDCW NAV	13.66	11.23	13.72

**Note:** The NAV of the scheme, pursuant to pay out of IDCW would fall to the extent of the payout and statutory levy (if applicable). Past performance may or may not be sustained in future. The Face Value - 10.00 Per Unit  
The Financial Solution(s) stated above is ONLY for highlighting the many advantages perceived from investments in Mutual Funds but does not in any manner, indicate or imply, either the quality of any particular Scheme or guarantee any specific performance/returns.

## Aditya Birla Sun Life Infrastructure Fund

### Income Distribution cum capital withdrawal

Declared on date	22-Feb-23	25-Feb-22	30-Mar-21
IDCW Yield (Regular Plan)	6.14%	5.79%	5.02%
IDCW (₹) Per Unit	1.16	1.02	0.80
Cum IDCW NAV	18.82	17.66	15.95
Declared on date	22-Feb-23	25-Feb-22	30-Mar-21
IDCW Yield (Direct Plan)	6.14%	5.79%	4.98%
IDCW (₹) Per Unit	1.77	1.55	1.20
Cum IDCW NAV	28.86	26.86	24.08

**Note:** The NAV of the scheme, pursuant to pay out of IDCW would fall to the extent of the payout and statutory levy (if applicable). Past performance may or may not be sustained in future. The Face Value - 10.00 Per Unit  
The Financial Solution(s) stated above is ONLY for highlighting the many advantages perceived from investments in Mutual Funds but does not in any manner, indicate or imply, either the quality of any particular Scheme or guarantee any specific performance/returns.



## Aditya Birla Sun Life Digital India Fund

### Income Distribution cum capital withdrawal

Declared on date	25-Jul-22	28-Jul-21	30-Jul-20
IDCW Yield (Regular Plan)	5.82%	5.46%	5.74%
IDCW (₹) Per Unit	2.14	2.24	1.32
Cum IDCW NAV	36.79	40.99	23.00
Declared on date	25-Jul-22	28-Jul-21	30-Jul-20
IDCW Yield (Direct Plan)	5.82%	4.33%	5.72%
IDCW (₹) Per Unit	2.82	2.28	1.67
Cum IDCW NAV	48.40	52.61	29.18

**Note:** The NAV of the scheme, pursuant to pay out of IDCW would fall to the extent of the payout and statutory levy (if applicable). Past performance may or may not be sustained in future. The Face Value - 10.00 Per Unit  
The Financial Solution(s) stated above is ONLY for highlighting the many advantages perceived from investments in Mutual Funds but does not in any manner, indicate or imply, either the quality of any particular Scheme or guarantee any specific performance/returns.

## Aditya Birla Sun Life International Equity Fund - Plan B

### Income Distribution cum capital withdrawal

Declared on date	23-Apr-21	30-Jun-20	30-Apr-19
IDCW Yield (Regular Plan)	5.51%	6.05%	6.14%
IDCW (₹) Per Unit	0.96	0.77	0.96
Cum IDCW NAV	17.44	12.72	15.56
Declared on date	23-Apr-21	30-Jun-20	30-Apr-19
IDCW Yield (Direct Plan)	5.51%	6.07%	6.15%
IDCW (₹) Per Unit	1.11	0.89	1.10
Cum IDCW NAV	20.14	14.65	17.85

**Note:** The NAV of the scheme, pursuant to pay out of IDCW would fall to the extent of the payout and statutory levy (if applicable). Past performance may or may not be sustained in future. The Face Value - 10.00 Per Unit  
The Financial Solution(s) stated above is ONLY for highlighting the many advantages perceived from investments in Mutual Funds but does not in any manner, indicate or imply, either the quality of any particular Scheme or guarantee any specific performance/returns.

## Aditya Birla Sun Life PSU Equity Fund

### Income Distribution cum capital withdrawal

Declared on date	25-Jan-23	25-Jan-22
IDCW Yield (Regular Plan)	6.14%	5.52%
IDCW (₹) Per Unit	0.99	0.79
Cum IDCW NAV	16.04	14.23
Declared on date	25-Jan-23	
IDCW Yield (Direct Plan)	6.14%	
IDCW (₹) Per Unit	1.10	
Cum IDCW NAV	17.96	

**Note:** The NAV of the scheme, pursuant to pay out of IDCW would fall to the extent of the payout and statutory levy (if applicable). Past performance may or may not be sustained in future. The Face Value - 10.00 Per Unit  
The Financial Solution(s) stated above is ONLY for highlighting the many advantages perceived from investments in Mutual Funds but does not in any manner, indicate or imply, either the quality of any particular Scheme or guarantee any specific performance/returns.

## Aditya Birla Sun Life ELSS Tax Relief '96

### Income Distribution cum capital withdrawal

Declared on date	22-Feb-23	25-Feb-22	25-Nov-20
IDCW Yield (Regular Plan)	4.08%	5.68%	5.48%
IDCW (₹) Per Unit	6.30	9.22	8.22
Cum IDCW NAV	154.57	162.41	149.92

**Note:** The NAV of the scheme, pursuant to pay out of IDCW would fall to the extent of the payout and statutory levy (if applicable). Past performance may or may not be sustained in future. The Face Value - 10.00 Per Unit  
The Financial Solution(s) stated above is ONLY for highlighting the many advantages perceived from investments in Mutual Funds but does not in any manner, indicate or imply, either the quality of any particular Scheme or guarantee any specific performance/returns.

## Aditya Birla Sun Life Arbitrage Fund

### Income Distribution cum capital withdrawal

Declared on date	19-May-23	21-Apr-23	24-Mar-23
IDCW Yield (Regular Plan)	0.54%	0.50%	0.50%
IDCW (₹) Per Unit	0.0610	0.0560	0.0560
Cum IDCW NAV	11.2301	11.2166	11.2141
Declared on date	19-May-23	21-Apr-23	24-Mar-23
IDCW Yield (Direct Plan)	0.54%	0.50%	0.50%
IDCW (₹) Per Unit	0.0620	0.0570	0.0570
Cum IDCW NAV	11.4169	11.3973	11.3890

**Note:** The NAV of the scheme, pursuant to pay out of IDCW would fall to the extent of the payout and statutory levy (if applicable). Past performance may or may not be sustained in future. The Face Value - 10.00 Per Unit  
The Financial Solution(s) stated above is ONLY for highlighting the many advantages perceived from investments in Mutual Funds but does not in any manner, indicate or imply, either the quality of any particular Scheme or guarantee any specific performance/returns.

## Aditya Birla Sun Life India GenNext Fund

### Income Distribution cum capital withdrawal

Declared on date	25-May-23	25-May-22	25-May-21
IDCW Yield (Regular Plan)	6.44%	6.07%	5.27%
IDCW (₹) Per Unit	2.16	1.83	1.56
Cum IDCW NAV	33.47	30.16	29.58
Declared on date	25-May-23	25-May-22	25-May-21
IDCW Yield (Direct Plan)	6.44%	6.07%	5.28%
IDCW (₹) Per Unit	2.67	2.24	1.89
Cum IDCW NAV	41.47	36.94	35.81

**Note:** The NAV of the scheme, pursuant to pay out of IDCW would fall to the extent of the payout and statutory levy (if applicable). Past performance may or may not be sustained in future. The Face Value - 10.00 Per Unit  
The Financial Solution(s) stated above is ONLY for highlighting the many advantages perceived from investments in Mutual Funds but does not in any manner, indicate or imply, either the quality of any particular Scheme or guarantee any specific performance/returns.

## Aditya Birla Sun Life Commodity Equities Fund - Global Agri Plan

### Income Distribution cum capital withdrawal

Declared on date	25-May-21	29-May-19	25-May-18
IDCW Yield (Regular Plan)	5.40%	5.09%	5.41%
IDCW (₹) Per Unit	1.06	0.76	0.91
Cum IDCW NAV	19.62	14.86	16.79
Declared on date	25-May-21	29-May-19	25-May-18
IDCW Yield (Direct Plan)	5.42%	5.09%	5.40%
IDCW (₹) Per Unit	1.10	0.78	0.93
Cum IDCW NAV	20.30	15.28	17.21

**Note:** The NAV of the scheme, pursuant to pay out of IDCW would fall to the extent of the payout and statutory levy (if applicable). Past performance may or may not be sustained in future. The Face Value - 10.00 Per Unit  
The Financial Solution(s) stated above is ONLY for highlighting the many advantages perceived from investments in Mutual Funds but does not in any manner, indicate or imply, either the quality of any particular Scheme or guarantee any specific performance/returns.

## Aditya Birla Sun Life Special Opportunities Fund

### Income Distribution cum capital withdrawal

Declared on date	26-Dec-22	27-Dec-21
IDCW Yield (Regular Plan)	6.17%	5.35%
IDCW (₹) Per Unit	0.90	0.82
Cum IDCW NAV	14.51	15.34
Declared on date	26-Dec-22	27-Dec-21
IDCW Yield (Direct Plan)	6.16%	5.35%
IDCW (₹) Per Unit	0.93	0.84
Cum IDCW NAV	15.08	15.69

**Note:** The NAV of the scheme, pursuant to pay out of IDCW would fall to the extent of the payout and statutory levy (if applicable). Past performance may or may not be sustained in future. The Face Value - 10.00 Per Unit  
The Financial Solution(s) stated above is ONLY for highlighting the many advantages perceived from investments in Mutual Funds but does not in any manner, indicate or imply, either the quality of any particular Scheme or guarantee any specific performance/returns.

## Aditya Birla Sun Life Overnight Fund

### Income Distribution cum capital withdrawal

Declared on date	26-May-23	28-Apr-23	31-Mar-23
IDCW Yield (Regular Plan)	0.50%	0.49%	0.61%
IDCW (₹) Per Unit	4.9781	4.9310	6.1179
Cum IDCW NAV	1000.0200	1000.0200	1000.0200
Declared on date	26-May-23	28-Apr-23	31-Mar-23
IDCW Yield (Direct Plan)	0.51%	0.50%	0.62%
IDCW (₹) Per Unit	5.0553	5.0082	6.2145
Cum IDCW NAV	1000.0200	1000.0200	1000.0200

**Note:** The NAV of the scheme, pursuant to pay out of IDCW would fall to the extent of the payout and statutory levy (if applicable). Past performance may or may not be sustained in future. The Face Value - 1000.00 Per Unit  
The Financial Solution(s) stated above is ONLY for highlighting the many advantages perceived from investments in Mutual Funds but does not in any manner, indicate or imply, either the quality of any particular Scheme or guarantee any specific performance/returns.

## Aditya Birla Sun Life Corporate Bond Fund

### Income Distribution cum capital withdrawal

Declared on date	15-May-23	17-Apr-23	15-Mar-23
IDCW Yield (Regular Plan)	0.53%	0.63%	0.42%
IDCW (₹) Per Unit	0.0658	0.0773	0.0516
Cum IDCW NAV	12.3706	12.3588	12.2992
Declared on date	15-May-23	17-Apr-23	15-Mar-23
IDCW Yield (Direct Plan)	0.53%	0.63%	0.42%
IDCW (₹) Per Unit	0.0665	0.0782	0.0522
Cum IDCW NAV	12.5086	12.4978	12.4358

**Note:** The NAV of the scheme, pursuant to pay out of IDCW would fall to the extent of the payout and statutory levy (if applicable). Past performance may or may not be sustained in future. The Face Value - 10.00 Per Unit  
The Financial Solution(s) stated above is ONLY for highlighting the many advantages perceived from investments in Mutual Funds but does not in any manner, indicate or imply, either the quality of any particular Scheme or guarantee any specific performance/returns.

## Aditya Birla Sun Life International Equity Fund - Plan A

### Income Distribution cum capital withdrawal

Declared on date	25-Apr-23	29-Apr-22	23-Apr-21
IDCW Yield (Regular Plan)	7.03%	6.19%	5.49%
IDCW (₹) Per Unit	1.21	1.08	1.05
Cum IDCW NAV	17.19	17.47	19.14

**Note:** The NAV of the scheme, pursuant to pay out of IDCW would fall to the extent of the payout and statutory levy (if applicable). Past performance may or may not be sustained in future. The Face Value - 10.00 Per Unit  
The Financial Solution(s) stated above is ONLY for highlighting the many advantages perceived from investments in Mutual Funds but does not in any manner, indicate or imply, either the quality of any particular Scheme or guarantee any specific performance/returns.

## Aditya Birla Sun Life Pharma & Healthcare Fund

### Income Distribution cum capital withdrawal

Declared on date	26-Sep-22	27-Sep-21	30-Sep-20
IDCW Yield (Regular Plan)	6.03%	7.03%	8.41%
IDCW (₹) Per Unit	0.86	1.26	1.28
Cum IDCW NAV	14.25	17.92	15.22
Declared on date	26-Sep-22	27-Sep-21	30-Sep-20
IDCW Yield (Direct Plan)	6.03%	7.02%	8.40%
IDCW (₹) Per Unit	0.91	1.31	1.31
Cum IDCW NAV	15.07	-	15.60

**Note:** The NAV of the scheme, pursuant to pay out of IDCW would fall to the extent of the payout and statutory levy (if applicable). Past performance may or may not be sustained in future. The Face Value - 10.00 Per Unit  
The Financial Solution(s) stated above is ONLY for highlighting the many advantages perceived from investments in Mutual Funds but does not in any manner, indicate or imply, either the quality of any particular Scheme or guarantee any specific performance/returns.

## Aditya Birla Sun Life Nifty 50 Index Fund

### Income Distribution cum capital withdrawal

Declared on date	30-Mar-21	29-Mar-19	20-Mar-18
IDCW Yield (Regular Plan)	5.44%	7.09%	10.32%
IDCW (₹) Per Unit	0.86	0.95	1.34
Cum IDCW NAV	15.81	13.37	12.99
Declared on date	30-Mar-21	29-Mar-19	20-Mar-18
IDCW Yield (Direct Plan)	5.45%	7.04%	10.33%
IDCW (₹) Per Unit	0.88	0.96	1.36
Cum IDCW NAV	16.14	13.58	13.17

**Note:** The NAV of the scheme, pursuant to pay out of IDCW would fall to the extent of the payout and statutory levy (if applicable). Past performance may or may not be sustained in future. The Face Value - 10.00 Per Unit  
The Financial Solution(s) stated above is ONLY for highlighting the many advantages perceived from investments in Mutual Funds but does not in any manner, indicate or imply, either the quality of any particular Scheme or guarantee any specific performance/returns.

## Aditya Birla Sun Life Savings Fund

### Income Distribution cum capital withdrawal

Declared on date	11-Feb-11	28-Jan-11	31-Dec-10
IDCW Yield (Regular Plan)	0.34%	0.45%	0.51%
IDCW (₹) Per Unit	0.0350	0.0469	0.0529
Cum IDCW NAV	10.2848	10.3108	10.3105

**Note:** The NAV of the scheme, pursuant to pay out of IDCW would fall to the extent of the payout and statutory levy (if applicable). Past performance may or may not be sustained in future. The Face Value - 100.00 Per Unit  
The Financial Solution(s) stated above is ONLY for highlighting the many advantages perceived from investments in Mutual Funds but does not in any manner, indicate or imply, either the quality of any particular Scheme or guarantee any specific performance/returns.

## Aditya Birla Sun Life Short Term Fund

### Income Distribution cum capital withdrawal

Declared on date	15-Mar-23	15-Dec-22	15-Sep-22
IDCW Yield (Regular Plan)	1.34%	1.35%	1.11%
IDCW (₹) Per Unit	0.1422	0.1439	0.1179
Cum IDCW NAV	10.6218	10.6306	10.6126
Declared on date	15-Mar-23	15-Dec-22	15-Sep-22
IDCW Yield (Direct Plan)	1.34%	1.35%	1.11%
IDCW (₹) Per Unit	0.1484	0.1499	0.1225
Cum IDCW NAV	11.1007	11.0902	11.0514

**Note:** The NAV of the scheme, pursuant to pay out of IDCW would fall to the extent of the payout and statutory levy (if applicable). Past performance may or may not be sustained in future. The Face Value - 10.00 Per Unit  
The Financial Solution(s) stated above is ONLY for highlighting the many advantages perceived from investments in Mutual Funds but does not in any manner, indicate or imply, either the quality of any particular Scheme or guarantee any specific performance/returns.



## Aditya Birla Sun Life Banking & PSU Debt Fund

### Income Distribution cum capital withdrawal

Declared on date	26-May-23	28-Apr-23	29-Mar-23
IDCW Yield (Regular Plan)	0.53%	0.57%	0.49%
IDCW (₹) Per Unit	0.5943	0.6341	0.5483
Cum IDCW NAV	111.7214	111.6083	111.0565
Declared on date	26-May-23	28-Apr-23	29-Mar-23
IDCW Yield (Direct Plan)	0.53%	0.57%	0.49%
IDCW (₹) Per Unit	0.6117	0.6525	0.5640
Cum IDCW NAV	115.0325	114.8850	114.2839

**Note:** The NAV of the scheme, pursuant to pay out of IDCW would fall to the extent of the payout and statutory levy (if applicable). Past performance may or may not be sustained in future. The Face Value - 100.00 Per Unit  
The Financial Solution(s) stated above is ONLY for highlighting the many advantages perceived from investments in Mutual Funds but does not in any manner, indicate or imply, either the quality of any particular Scheme or guarantee any specific performance/returns.

## Aditya Birla Sun Life Credit Risk Fund

### Income Distribution cum capital withdrawal

Declared on date	24-Mar-23	23-Dec-22	23-Sep-22
IDCW Yield (Regular Plan)	1.50%	1.50%	1.26%
IDCW (₹) Per Unit	0.1690	0.1690	0.1410
Cum IDCW NAV	11.2807	11.2747	11.2310
Declared on date	24-Mar-23	23-Dec-22	23-Sep-22
IDCW Yield (Direct Plan)	1.50%	1.50%	1.26%
IDCW (₹) Per Unit	0.1820	0.1810	0.1510
Cum IDCW NAV	12.1310	12.0973	12.0248

**Note:** The NAV of the scheme, pursuant to pay out of IDCW would fall to the extent of the payout and statutory levy (if applicable). Past performance may or may not be sustained in future. The Face Value - 10.00 Per Unit  
The Financial Solution(s) stated above is ONLY for highlighting the many advantages perceived from investments in Mutual Funds but does not in any manner, indicate or imply, either the quality of any particular Scheme or guarantee any specific performance/returns.

## Aditya Birla Sun Life Government Securities Fund

### Income Distribution cum capital withdrawal

Declared on date	15-Mar-23	15-Dec-22	15-Sep-22
IDCW Yield (Regular Plan)	1.46%	1.48%	1.23%
IDCW (₹) Per Unit	0.1630	0.1650	0.1374
Cum IDCW NAV	11.1524	11.1816	11.1687
Declared on date	15-Mar-23	15-Dec-22	15-Sep-22
IDCW Yield (Direct Plan)	1.46%	1.47%	1.23%
IDCW (₹) Per Unit	0.1709	0.1727	0.1436
Cum IDCW NAV	11.7112	11.7227	11.6901

**Note:** The NAV of the scheme, pursuant to pay out of IDCW would fall to the extent of the payout and statutory levy (if applicable). Past performance may or may not be sustained in future. The Face Value - 10.00 Per Unit  
The Financial Solution(s) stated above is ONLY for highlighting the many advantages perceived from investments in Mutual Funds but does not in any manner, indicate or imply, either the quality of any particular Scheme or guarantee any specific performance/returns.

## Aditya Birla Sun Life CRISIL Liquid Overnight ETF

### Income Distribution cum capital withdrawal

Declared on date	31-May-23	28-Apr-23	31-Mar-23
IDCW Yield (Regular Plan)	0.05%	0.04%	0.03%
IDCW (₹) Per Unit	0.5086	0.3502	0.3084
Cum IDCW NAV	1000.0000	1000.0000	1000.0000

**Note:** The NAV of the scheme, pursuant to pay out of IDCW would fall to the extent of the payout and statutory levy (if applicable). Past performance may or may not be sustained in future. The Face Value - 1000.00 Per Unit  
The Financial Solution(s) stated above is ONLY for highlighting the many advantages perceived from investments in Mutual Funds but does not in any manner, indicate or imply, either the quality of any particular Scheme or guarantee any specific performance/returns.

## Aditya Birla Sun Life Medium Term Plan

### Income Distribution cum capital withdrawal

Declared on date	15-Mar-23	15-Dec-22	15-Sep-22
IDCW Yield (Regular Plan)	1.46%	1.47%	1.07%
IDCW (₹) Per Unit	0.1817	0.1836	0.1326
Cum IDCW NAV	12.4544	12.4678	12.4037
Declared on date	15-Mar-23	15-Dec-22	15-Sep-22
IDCW Yield (Direct Plan)	1.46%	1.47%	1.07%
IDCW (₹) Per Unit	0.1868	0.1884	0.1358
Cum IDCW NAV	12.8242	12.8158	12.7275

**Note:** The NAV of the scheme, pursuant to pay out of IDCW would fall to the extent of the payout and statutory levy (if applicable). Past performance may or may not be sustained in future. The Face Value - 10.00 Per Unit  
The Financial Solution(s) stated above is ONLY for highlighting the many advantages perceived from investments in Mutual Funds but does not in any manner, indicate or imply, either the quality of any particular Scheme or guarantee any specific performance/returns.

## Aditya Birla Sun Life Dynamic Bond Fund

### Income Distribution cum capital withdrawal

Declared on date	26-May-23	28-Apr-23	29-Mar-23
IDCW Yield (Regular Plan)	0.53%	0.57%	0.54%
IDCW (₹) Per Unit	0.0560	0.0597	0.0562
Cum IDCW NAV	10.5375	10.5166	10.4559
Declared on date	26-May-23	28-Apr-23	29-Mar-23
IDCW Yield (Direct Plan)	0.53%	0.57%	0.54%
IDCW (₹) Per Unit	0.0576	0.0613	0.0577
Cum IDCW NAV	10.8340	10.8079	10.7406

**Note:** The NAV of the scheme, pursuant to pay out of IDCW would fall to the extent of the payout and statutory levy (if applicable). Past performance may or may not be sustained in future. The Face Value - 10.00 Per Unit  
The Financial Solution(s) stated above is ONLY for highlighting the many advantages perceived from investments in Mutual Funds but does not in any manner, indicate or imply, either the quality of any particular Scheme or guarantee any specific performance/returns.

## Aditya Birla Sun Life Active Debt Multi Manager FoF Scheme

### Income Distribution cum capital withdrawal

Declared on date	25-Sep-14	25-Jun-14	20-Mar-14
IDCW Yield (Regular Plan)	1.40%	0.28%	0.58%
IDCW (₹) Per Unit	0.1559	0.0312	0.0623
Cum IDCW NAV	11.1669	11.0097	10.7957

**Note:** The NAV of the scheme, pursuant to pay out of IDCW would fall to the extent of the payout and statutory levy (if applicable). Past performance may or may not be sustained in future. The Face Value - 10.00 Per Unit  
The Financial Solution(s) stated above is ONLY for highlighting the many advantages perceived from investments in Mutual Funds but does not in any manner, indicate or imply, either the quality of any particular Scheme or guarantee any specific performance/returns.

## Aditya Birla Sun Life Income Fund

### Income Distribution cum capital withdrawal

Declared on date	15-Mar-23	15-Dec-22	15-Sep-22
IDCW Yield (Regular Plan)	1.46%	1.47%	1.23%
IDCW (₹) Per Unit	0.1936	0.1957	0.1630
Cum IDCW NAV	13.2243	13.2819	13.2422
Declared on date	15-Mar-23	15-Dec-22	15-Sep-22
IDCW Yield (Direct Plan)	1.46%	1.47%	1.23%
IDCW (₹) Per Unit	0.2056	0.2075	0.1727
Cum IDCW NAV	14.0553	14.1019	14.0456

**Note:** The NAV of the scheme, pursuant to pay out of IDCW would fall to the extent of the payout and statutory levy (if applicable). Past performance may or may not be sustained in future. The Face Value - 10.00 Per Unit  
The Financial Solution(s) stated above is ONLY for highlighting the many advantages perceived from investments in Mutual Funds but does not in any manner, indicate or imply, either the quality of any particular Scheme or guarantee any specific performance/returns.

## Aditya Birla Sun Life CRISIL IBX Gilt Apr 2029 Index Fund

### Income Distribution cum capital withdrawal

Declared on date	24-Mar-23		
IDCW Yield (Regular Plan)	3.07%		
IDCW (₹) Per Unit	0.3200		
Cum IDCW NAV	10.4238		
Declared on date	24-Mar-23		
IDCW Yield (Direct Plan)	2.49%		
IDCW (₹) Per Unit	0.2600		
Cum IDCW NAV	10.4311		

**Note:** The NAV of the scheme, pursuant to pay out of IDCW would fall to the extent of the payout and statutory levy (if applicable). Past performance may or may not be sustained in future. The Face Value - 10.00 Per Unit  
The Financial Solution(s) stated above is ONLY for highlighting the many advantages perceived from investments in Mutual Funds but does not in any manner, indicate or imply, either the quality of any particular Scheme or guarantee any specific performance/returns.

## Aditya Birla Sun Life Regular Savings Fund

### Income Distribution cum capital withdrawal

Declared on date	26-May-23	28-Apr-23	29-Mar-23
IDCW Yield (Regular Plan)	0.53%	0.56%	0.54%
IDCW (₹) Per Unit	0.0822	0.0868	0.0827
Cum IDCW NAV	15.5499	15.4302	15.2080
Declared on date	26-May-23	28-Apr-23	29-Mar-23
IDCW Yield (Direct Plan)	0.53%	0.56%	0.54%
IDCW (₹) Per Unit	0.1315	0.1387	0.1321
Cum IDCW NAV	24.8960	24.6863	24.3117


**Note:** The NAV of the scheme, pursuant to pay out of IDCW would fall to the extent of the payout and statutory levy (if applicable). Past performance may or may not be sustained in future. The Face Value - 10.00 Per Unit  
The Financial Solution(s) stated above is ONLY for highlighting the many advantages perceived from investments in Mutual Funds but does not in any manner, indicate or imply, either the quality of any particular Scheme or guarantee any specific performance/returns.

## Product Labeling Disclosures

### Aditya Birla Sun Life Equity Hybrid '95 Fund

(An open ended hybrid scheme investing predominantly in equity and equity related instruments.)

- long term capital growth and income
- investment predominantly in equity and equity related securities as well as debt and money market instruments




\*Investors should consult their financial advisors if in doubt whether the product is suitable for them.

## Product Labeling Disclosures

### Aditya Birla Sun Life Nifty 50 Index Fund

(An open ended scheme tracking Nifty 50 TRI)

- long term capital growth
- investments in stocks in line with Nifty 50 TRI and / or in exchange traded derivatives on the Nifty 50 TRI to generate comparable returns, subject to tracking errors.



\*Investors should consult their financial advisors if in doubt whether the product is suitable for them.

## Product Labeling Disclosures

### Aditya Birla Sun Life Frontline Equity Fund

(An Open ended equity scheme predominantly investing in large cap stocks)

- Long term capital growth
- investments in equity and equity related securities, diversified across various industries in line with the benchmark index, Nifty 100 TRI



\*Investors should consult their financial advisors if in doubt whether the product is suitable for them.

## Product Labeling Disclosures

### Aditya Birla Sun Life Focused Equity Fund

(An Open ended Large cap Equity Scheme investing in maximum 30 stocks)

- long term capital growth with exposure limited to a maximum of 30 stocks
- Investments in equity and equity related securities to form a concentrated portfolio




\*Investors should consult their financial advisors if in doubt whether the product is suitable for them.

## Product Labeling Disclosures

### Aditya Birla Sun Life Flexi Cap Fund

(An open ended dynamic equity scheme investing across large cap, mid cap, small cap stocks)

- long term capital growth
- investments in equity and equity related securities




\*Investors should consult their financial advisors if in doubt whether the product is suitable for them.

## Product Labeling Disclosures

### Aditya Birla Sun Life Equity Advantage Fund

(An open ended equity scheme investing in both large cap and mid cap stocks)

- long term capital growth and income
- Investments predominantly in equity and equity related securities as well as debt and money market instruments




\*Investors should consult their financial advisors if in doubt whether the product is suitable for them.

## Product Labeling Disclosures

### Aditya Birla Sun Life MNC Fund

(An open ended equity scheme following the MNC theme in its investments)

- long term capital growth
- investments primarily in equity and equity related securities of multinational companies (MNCs)




\*Investors should consult their financial advisors if in doubt whether the product is suitable for them.

## Product Labeling Disclosures

### Aditya Birla Sun Life Midcap Fund

(An open ended equity scheme predominantly investing in mid cap stocks)

- Long term capital growth
- Investments primarily in mid cap stocks




\*Investors should consult their financial advisors if in doubt whether the product is suitable for them.

## Product Labeling Disclosures

### Aditya Birla Sun Life Small Cap Fund

(An open ended equity scheme predominantly investing in small cap stocks)

- Long term capital growth
- Investments primarily in small cap companies




\*Investors should consult their financial advisors if in doubt whether the product is suitable for them.

## Product Labeling Disclosures

### Aditya Birla Sun Life Pure Value Fund

(An open ended equity scheme following a value investment strategy)

- long term capital growth
- investments in equity and equity related securities by following value investing strategy




\*Investors should consult their financial advisors if in doubt whether the product is suitable for them.

## Product Labeling Disclosures

### Aditya Birla Sun Life Manufacturing Equity Fund

(An open ended equity scheme following the Manufacturing theme)

- long term capital growth
- Investments in equity and equity related securities of companies engaged in manufacturing sector




\*Investors should consult their financial advisors if in doubt whether the product is suitable for them.

## Product Labeling Disclosures

### Aditya Birla Sun Life Banking and Financial Services Fund

(An open ended equity scheme investing in the Banking & Financial Services sectors)

- long term capital growth
- Investments in equity and equity related securities of companies engaged in banking and financial services



\*Investors should consult their financial advisors if in doubt whether the product is suitable for them.

## Product Labeling Disclosures

**Aditya Birla Sun Life PSU Equity Fund**  
(An Open ended equity scheme following PSU theme)

- Long term capital appreciation
- Invests in stocks of Public Sector Undertakings



\*Investors should consult their financial advisors if in doubt whether the product is suitable for them.

## Product Labeling Disclosures

**Aditya Birla Sun Life Dividend Yield Fund**  
(An open ended equity scheme predominantly investing in Dividend Yielding stocks)

- long term capital growth
- investments in equity and equity related securities of companies having relatively high Dividend Yield



\*Investors should consult their financial advisors if in doubt whether the product is suitable for them.

## Product Labeling Disclosures

**Aditya Birla Sun Life Infrastructure Fund**  
(An open ended equity scheme investing in infrastructure sector)

- long term capital growth
- investments in equity and equity related securities of companies that are participating in the growth and development of Infrastructure in India



\*Investors should consult their financial advisors if in doubt whether the product is suitable for them.

## Product Labeling Disclosures

**Aditya Birla Sun Life Digital India Fund**  
(An open ended equity scheme investing in the Technology, Telecom, Media, Entertainment and other related ancillary sectors)

- long term capital growth
- Investments in equity and equity related securities with a focus on investing in IT, Media, Telecom related and other technology enabled companies




\*Investors should consult their financial advisors if in doubt whether the product is suitable for them.

## Product Labeling Disclosures

**Aditya Birla Sun Life India GenNext Fund**  
(An open ended equity scheme following Consumption theme)

- long term capital growth
- investments in equity and equity related securities of companies that are expected to benefit from the rising consumption patterns in India fuelled by high disposable incomes




\*Investors should consult their financial advisors if in doubt whether the product is suitable for them.

## Product Labeling Disclosures

**Aditya Birla Sun Life International Equity Fund-Plan A**  
(An open ended equity scheme following international theme by investing predominantly in Global Equities)

- long term capital growth
- investments predominantly in equity and equity related securities in the international markets



\*Investors should consult their financial advisors if in doubt whether the product is suitable for them.

## Product Labeling Disclosures

**Aditya Birla Sun Life International Equity Fund-Plan B**  
(An open ended equity scheme following international theme by investing in Global Equities and also Indian Equities.)

- long term capital growth
- investments in equity and equity related securities in the domestic market (65 to 75%) and in international markets (25 to 35%)




\*Investors should consult their financial advisors if in doubt whether the product is suitable for them.

## Product Labeling Disclosures

**Aditya Birla Sun Life Commodity Equities Fund - Global Agri Plan**  
(An open ended equity scheme following the global agriculture theme)

- long term capital growth
- investments in stocks of Agri commodity companies, i.e., companies engaged in or focusing on the Agri business, whether issued in India or overseas




\*Investors should consult their financial advisors if in doubt whether the product is suitable for them.

## Product Labeling Disclosures

**Aditya Birla Sun Life Global Emerging Opportunities Fund**  
(An open ended fund of fund scheme investing primarily in units of Julius Baer Equity Next Generation Fund)

- capital appreciation in the long term
- Investment in units of Julius Baer Equity Next Generation Fund




\*Investors should consult their financial advisors if in doubt whether the product is suitable for them.

## Product Labeling Disclosures

**Aditya Birla Sun Life Global Excellence Equity Fund of Fund**  
(An open-ended fund of fund scheme investing primarily in units of Julius Baer Global Excellence Equity Fund)

- Capital appreciation in the long term
- Investment in Units of Julius Baer Global Excellence Equity Fund




\*Investors should consult their financial advisors if in doubt whether the product is suitable for them.

## Product Labeling Disclosures

**Aditya Birla Sun Life Financial Planning FOF - Aggressive Plan**  
(An open ended fund of fund scheme investing in a portfolio of mutual fund schemes (predominantly in Equity Schemes and Exchange Traded Funds)

- capital appreciation through strategic asset allocation which is based on satisfying the needs to a specific risk return profile (Aggressive) of investors in the long term
- investment in portfolio of mutual fund schemes (predominantly in Equity Schemes and Exchange Traded Funds)




\*Investors should consult their financial advisors if in doubt whether the product is suitable for them.

## Product Labeling Disclosures

**Aditya Birla Sun Life Pharma & Healthcare Fund**  
(An Open Ended equity scheme investing in Pharma and Healthcare Services Sector)

- Long term capital growth
- investments in equity & equity related instruments of the companies in the Pharmaceuticals, Healthcare and Allied sectors in India



\*Investors should consult their financial advisors if in doubt whether the product is suitable for them.

## Product Labeling Disclosures

### Aditya Birla Sun Life Bal Bhavishya Yojna

An open ended fund for investment for children having a lock-in for at least 5 years or till the child attains age of majority (whichever is earlier)

- long term capital growth
- investment in predominantly equity and equity related securities as well as debt and money market instruments



\*Investors should consult their financial advisors if in doubt whether the product is suitable for them.

## Product Labeling Disclosures

### Aditya Birla Sun Life Retirement Fund - The 30s Plan

An open-ended retirement solution oriented scheme having a lock-in of 5 years or till retirement age (whichever is earlier)

- long term capital growth
- Investments in equity and equity related securities




\*Investors should consult their financial advisors if in doubt whether the product is suitable for them.

## Product Labeling Disclosures

### Aditya Birla Sun Life Retirement Fund - The 40s Plan

An open-ended retirement solution oriented scheme having a lock-in of 5 years or till retirement age (whichever is earlier)

- Long term capital growth and income
- Investment predominantly in equity and equity related securities as well as debt and money market instruments




\*Investors should consult their financial advisors if in doubt whether the product is suitable for them.

## Product Labeling Disclosures

### Aditya Birla Sun Life ESG Fund

(An open-ended equity scheme investing in companies following Environment, Social & Governance (ESG) theme)

- Long Term Capital Appreciation
- An equity scheme that invests in companies following the Environment, Social & Governance (ESG) theme




\*Investors should consult their financial advisors if in doubt whether the product is suitable for them.

## Product Labeling Disclosures

### Aditya Birla Sun Life Multi-Cap Fund

(An open ended equity scheme investing across large cap, mid cap & small cap stocks)

- Long term capital growth and income
- Investment predominantly in equity and equity related instruments as well as debt and money market instruments




\*Investors should consult their financial advisors if in doubt whether the product is suitable for them.

## Product Labeling Disclosures

### Aditya Birla Sun Life S&P BSE Sensex ETF

(An open ended scheme replicating BSE SENSEX index)

- long term capital growth
- Investments in stocks in line with BSE SENSEX to generate comparable returns, subject to tracking errors




\*Investors should consult their financial advisors if in doubt whether the product is suitable for them.

## Product Labeling Disclosures

### Aditya Birla Sun Life Nifty Bank ETF

(An Open ended exchange traded fund tracking Nifty Bank Index)

- long term capital growth
- Investments in stocks comprising the underlying index and endeavors to track the benchmark index



\*Investors should consult their financial advisors if in doubt whether the product is suitable for them.

## Product Labeling Disclosures

### Aditya Birla Sun Life Nifty Next 50 ETF

(An Open ended Scheme tracking Nifty Next 50 Index)

- long term investments
- Investments in securities covered by Nifty Next 50 Index




\*Investors should consult their financial advisors if in doubt whether the product is suitable for them.

## Product Labeling Disclosures

### Aditya Birla Sun Life Nifty 50 ETF

(An open ended scheme replicating NIFTY 50 TR Index)

- long term capital growth
- Investments in stocks in line with Nifty 50 TRI to generate comparable returns, subject to tracking errors




\*Investors should consult their financial advisors if in doubt whether the product is suitable for them.

## Product Labeling Disclosures

### Aditya Birla Sun Life Equity Savings Fund

(An open ended scheme investing in equity, arbitrage and debt)

- long term capital growth and income
- An open ended equity scheme investing in equity and equity related securities including the use of equity derivatives strategies and arbitrage opportunities with balance exposure in debt and money market instruments




\*Investors should consult their financial advisors if in doubt whether the product is suitable for them.

## Product Labeling Disclosures

### Aditya Birla Sun Life Gold Fund

(An open ended fund of funds scheme investing in Aditya Birla Sun Life Gold ETF)

- returns in line with performance of Aditya Birla Sun Life Gold ETF (Aditya Birla Sun Life GETF) over long term
- investments predominantly in units of Aditya Birla Sun Life Gold ETF. Aditya Birla Sun Life GETF invests in physical gold of 99.5% purity (fineness)




\*Investors should consult their financial advisors if in doubt whether the product is suitable for them.

## Product Labeling Disclosures

### Aditya Birla Sun Life Gold ETF

(An open ended scheme tracking physical price of Gold)

- Returns that are in line with the performance of gold over long term, subject to tracking errors.
- Investments in physical gold of 99.5% purity (fineness)




\*Investors should consult their financial advisors if in doubt whether the product is suitable for them.

## Product Labeling Disclosures

**Aditya Birla Sun Life Balanced Advantage Fund**  
(An open ended Dynamic Asset Allocation fund)

- Capital appreciation and regular income in the long term
- Investment in equity & equity related securities as well as fixed income securities (Debt & Money Market securities)



\*Investors should consult their financial advisors if in doubt whether the product is suitable for them.

## Product Labeling Disclosures

**Aditya Birla Sun Life Special Opportunities Fund**  
(An open-ended equity scheme following special situations theme)

- Long Term Capital Appreciation
- An Equity Scheme that invests in stocks based on special situations theme




\*Investors should consult their financial advisors if in doubt whether the product is suitable for them.

## Product Labeling Disclosures

**Aditya Birla Sun Life Asset Allocator FOF**

An open ended fund of fund scheme investing predominantly in equity schemes, Exchange Traded Funds (ETFs) & debt schemes

- capital appreciation in the long term
- investment in portfolio of equity schemes, Exchange Traded Funds & debt schemes




\*Investors should consult their financial advisors if in doubt whether the product is suitable for them.

## Product Labeling Disclosures

**Aditya Birla Sun Life Retirement Fund - The 50s Plan**

An open-ended retirement solution oriented scheme having a lock-in of 5 years or till retirement age (whichever is earlier)

- regular income with capital growth over medium to long term
- investments in debt and money market instruments as well as equity and equity related securities




\*Investors should consult their financial advisors if in doubt whether the product is suitable for them.

## Product Labeling Disclosures

**Aditya Birla Sun Life Nifty Midcap 150 Index Fund**  
(An Open ended scheme tracking the Nifty Midcap 150 TR Index)

- Long term Capital Appreciation
- Investments in Equity and equity related securities replicating the composition of the Nifty Midcap 150 Index




\*Investors should consult their financial advisors if in doubt whether the product is suitable for them.

## Product Labeling Disclosures

**Aditya Birla Sun Life Nifty Smallcap 50 Index Fund**  
(An open ended scheme tracking Nifty Smallcap 50 TR Index)

- Long Term Capital Appreciation
- Investments in Equity and Equity related securities and replicates the composition of the Nifty Smallcap 50 Index




\*Investors should consult their financial advisors if in doubt whether the product is suitable for them.

## Product Labeling Disclosures

**Aditya Birla Sun Life Nifty Healthcare ETF**  
An open ended exchange traded fund tracking Nifty Healthcare TRI

- Long term capital growth
- Investments in stocks comprising the underlying index and endeavors to track the benchmark index




\*Investors should consult their financial advisors if in doubt whether the product is suitable for them.

## Product Labeling Disclosures

**Aditya Birla Sun Life Nifty IT ETF**  
(An open ended exchange traded fund tracking Nifty IT TRI)

- Long term capital growth
- Investments in stocks comprising the underlying index and endeavors to track the benchmark index



\*Investors should consult their financial advisors if in doubt whether the product is suitable for them.

## Product Labeling Disclosures

**Aditya Birla Sun Life Nifty Next 50 Index Fund**  
(An open-ended scheme tracking the Nifty Next 50 Index)

- Capital appreciation over the long term
- A Scheme that invests in equity and equity related securities and replicates the composition of the Nifty Next 50 Index




\*Investors should consult their financial advisors if in doubt whether the product is suitable for them.

## Product Labeling Disclosures

**Aditya Birla Sun Life Nifty 50 Equal Weight Index Fund**  
An open ended scheme tracking Nifty 50 Equal Weight TR Index

- Long Term Capital Appreciation
- Investments in Equity and Equity related securities and replicates the composition of the Nifty 50 Equal Weight TR Index




\*Investors should consult their financial advisors if in doubt whether the product is suitable for them.

## Product Labeling Disclosures

**Aditya Birla Sun Life NASDAQ 100 FOF**  
(An open ended fund of fund investing in units of overseas ETF's and/or Index Fund based on NASDAQ-100 Index)

- Long term capital appreciation
- Return that corresponds generally to the performance of the NASDAQ-100 Index, subject to tracking error




\*Investors should consult their financial advisors if in doubt whether the product is suitable for them.

## Product Labeling Disclosures

**Aditya Birla Sun Life Silver ETF**  
(An open ended exchange traded fund tracking physical price of Silver)

- Investors seeking returns that are in line with the performance of silver over the long term, subject to tracking errors
- Investments in physical silver of 99.99% purity (fineness)




\*Investors should consult their financial advisors if in doubt whether the product is suitable for them.

## Product Labeling Disclosures

### Aditya Birla Sun Life Silver ETF Fund Of Fund

(An open ended fund of fund scheme investing in the units of Aditya Birla Sun Life Silver ETF)

- Investors seeking returns that are in line with the performance of Aditya Birla Sun Life Silver ETF over the long term.
- Investments in the units of Aditya Birla Sun Life Silver ETF, which in turn invests in physical silver of 99.99% purity (fineness)




\*Investors should consult their financial advisors if in doubt whether the product is suitable for them.

## Product Labeling Disclosures

### Aditya Birla Sun Life Business Cycle Fund

(An open ended equity scheme following business cycles based investing theme)

- Long term capital appreciation
- An equity scheme investing in Indian equity & equity related securities with focus on riding business cycles through dynamic allocation between various sectors and stocks at different stages of business cycles in the economy



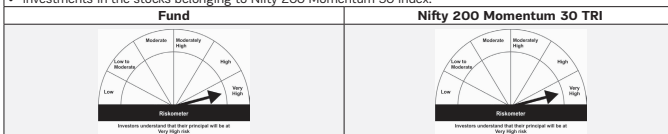
\*Investors should consult their financial advisors if in doubt whether the product is suitable for them.

## Product Labeling Disclosures

### Aditya Birla Sun Life Nifty 200 Momentum 30 ETF

An open ended exchange traded fund tracking Nifty 200 Momentum 30 TRI

- Investors seeking returns that are in line with the performance of Nifty 200 Momentum 30 Index, subject to tracking errors.
- Investments in the stocks belonging to Nifty 200 Momentum 30 Index.




\*Investors should consult their financial advisors if in doubt whether the product is suitable for them.

## Product Labeling Disclosures

### Aditya Birla Sun Life Nifty 200 Quality 30 ETF

An open ended exchange traded fund tracking Nifty 200 Quality 30 TRI

- Investors seeking returns that are in line with the performance of Nifty 200 Quality 30 Index, subject to tracking errors.
- Investments in the stocks belonging to Nifty 200 Quality 30 Index.




\*Investors should consult their financial advisors if in doubt whether the product is suitable for them.

## Product Labeling Disclosures

### Aditya Birla Sun Life Multi - Index Fund of Funds

An open-ended fund of funds scheme investing in Exchange Traded Funds and Index Funds.

- Long term capital appreciation
- Investment in passively managed instruments such as ETFs and Index Funds of equity and equity related instruments (domestic index funds & ETFs as well as overseas ETFs), fixed income securities, Gold / Silver




\*Investors should consult their financial advisors if in doubt whether the product is suitable for them.

## Product Labeling Disclosures

### Aditya Birla Sun Life Multi Asset Allocation Fund

An open ended scheme investing in Equity, Debt and Commodities.

- Long term capital appreciation
- Investment in equity and equity related securities, debt & money market instruments and Commodities.




\*Investors should consult their financial advisors if in doubt whether the product is suitable for them.

## Product Labeling Disclosures

### Aditya Birla Sun Life Regular Savings Fund

(An open ended hybrid scheme investing predominantly in debt instruments)

- regular income with capital growth over medium to long term
- investments in debt and money market instruments as well as equity and equity related securities [10-15%]




\*Investors should consult their financial advisors if in doubt whether the product is suitable for them.

## Product Labeling Disclosures

### Aditya Birla Sun Life ELSS Tax Relief '96

(An open ended Equity Linked Saving Scheme with a statutory lock in of 3 years and tax benefit)

- long term capital growth
- investments in equity and equity related securities, with tax benefit under section 80C, subject to eligibility




\*Investors should consult their financial advisors if in doubt whether the product is suitable for them.

## Product Labeling Disclosures

### Aditya Birla Sun Life Financial Planning FOF - Conservative Plan

(An open ended fund of fund scheme investing in a portfolio of mutual fund schemes (predominantly in Debt & Liquid Schemes).

- capital appreciation through strategic asset allocation which is based on satisfying the needs to a specific risk return profile (Conservative) of investors in the long term
- investment in portfolio of mutual fund schemes (predominantly in Debt and Liquid schemes)




\*Investors should consult their financial advisors if in doubt whether the product is suitable for them.

## Product Labeling Disclosures

### Aditya Birla Sun Life Retirement Fund - The 50s Plus Debt Plan

(An open-ended retirement solution oriented scheme having a lock-in of 5 years or till retirement age (whichever is earlier)

- Capital appreciation & income over long term to achieve retirement goals
- investments in debt & money market instruments as well as equity and equity related securities




\*Investors should consult their financial advisors if in doubt whether the product is suitable for them.

## Product Labeling Disclosures

### Aditya Birla Sun Life Active Debt Multi Manager FoF Scheme

(An open-ended fund of funds scheme investing in dynamically managed portfolio of Debt Funds)

- Capital appreciation in the long term
- Investment in a dynamically managed portfolio of debt funds




\*Investors should consult their financial advisors if in doubt whether the product is suitable for them.

## Product Labeling Disclosures

### Aditya Birla Sun Life Arbitrage Fund

(An open ended scheme investing in arbitrage opportunities)

- income over short term
- investments in equity and equity related securities including derivatives for taking advantage from the price differentials/mis-pricing prevailing for stock/index in various segments (Cash & Futures)



\*Investors should consult their financial advisors if in doubt whether the product is suitable for them.



## Product Labeling Disclosures

### Aditya Birla Sun Life Liquid Fund

(An Open Ended Liquid Scheme. A relatively low interest rate risk and moderate credit risk.)

- reasonable returns with high levels of safety and convenience of liquidity over short term
- investments in high quality debt and money market instruments with maturity of upto 91 days



\*Investors should consult their financial advisors if in doubt whether the product is suitable for them.

### Potential Risk Class Matrix

Credit Risk →	Relatively Low (Class A)	Moderate(Class B)	Relatively High (Class C)
Interest Rate Risk ↓			
Relatively Low (Class I)		B-I	
Moderate (Class II)			
Relatively High (Class III)			

## Product Labeling Disclosures

### Aditya Birla Sun Life Money Manager Fund

(An open-ended debt scheme investing in money market instruments. A relatively low interest rate risk and moderate credit risk.)

- reasonable returns with convenience of liquidity over short term
- investments in debt and money market instruments with maturity of upto 1 year



\*Investors should consult their financial advisors if in doubt whether the product is suitable for them.

### Potential Risk Class Matrix


Credit Risk →	Relatively Low (Class A)	Moderate(Class B)	Relatively High (Class C)
Interest Rate Risk ↓			
Relatively Low (Class I)		B-I	
Moderate (Class II)			
Relatively High (Class III)			

## Product Labeling Disclosures

### Aditya Birla Sun Life Short Term Fund

(An open ended short term debt scheme investing in instruments such that the Macaulay duration of the portfolio is between 1-3 years. A relatively high interest rate risk and moderate credit risk.)

- income with capital growth over short term
- investments in debt and money market instruments



\*Investors should consult their financial advisors if in doubt whether the product is suitable for them.

### Potential Risk Class Matrix

Credit Risk →	Relatively Low (Class A)	Moderate(Class B)	Relatively High (Class C)
Interest Rate Risk ↓			
Relatively Low (Class I)			
Moderate (Class II)			
Relatively High (Class III)		B-III	

## Product Labeling Disclosures

### Aditya Birla Sun Life Banking & PSU Debt Fund

(An open ended debt scheme predominantly investing in debt instruments of banks, Public Sector Undertakings, Public Financial Institutions and Municipal Bonds. A relatively high interest rate risk and moderate credit risk.)

- Generation of reasonable returns and liquidity over short term
- investment primarily in securities issued by Banks, Public Sector Undertakings and Public Financial Institutions in India



\*Investors should consult their financial advisors if in doubt whether the product is suitable for them.

### Potential Risk Class Matrix


Credit Risk →	Relatively Low (Class A)	Moderate(Class B)	Relatively High (Class C)
Interest Rate Risk ↓			
Relatively Low (Class I)			
Moderate (Class II)			
Relatively High (Class III)		B-III	

## Product Labeling Disclosures

### Aditya Birla Sun Life Income Fund

(An open ended medium term debt scheme investing in instruments such that the Macaulay duration of the portfolio is between 4-7 years. A relatively high interest rate risk and moderate credit risk.)

- income with capital growth over medium to long term
- investments in a combination of debt and money market instruments



\*Investors should consult their financial advisors if in doubt whether the product is suitable for them.

### Potential Risk Class Matrix


Credit Risk →	Relatively Low (Class A)	Moderate(Class B)	Relatively High (Class C)
Interest Rate Risk ↓			
Relatively Low (Class I)			
Moderate (Class II)			
Relatively High (Class III)		B-III	

## Product Labeling Disclosures

### Aditya Birla Sun Life Government Securities Fund

(An open ended debt scheme investing in government securities across maturity. A relatively high interest rate risk and relatively low credit risk.)

- income with capital growth over medium to long term
- investments exclusively in Government Securities



\*Investors should consult their financial advisors if in doubt whether the product is suitable for them.

### Potential Risk Class Matrix


Credit Risk →	Relatively Low (Class A)	Moderate(Class B)	Relatively High (Class C)
Interest Rate Risk ↓			
Relatively Low (Class I)			
Moderate (Class II)			
Relatively High (Class III)	A-III		

## Product Labeling Disclosures

### Aditya Birla Sun Life Savings Fund

(An open ended ultra-short term debt scheme investing in instruments such that Macaulay duration of the portfolio is between 3 months and 6 months. A moderate interest rate risk and moderate credit risk.)

- reasonable returns with convenience of liquidity over short term
- investments in debt and money market instruments.



\*Investors should consult their financial advisors if in doubt whether the product is suitable for them.

### Potential Risk Class Matrix


Credit Risk →	Relatively Low (Class A)	Moderate(Class B)	Relatively High (Class C)
Interest Rate Risk ↓			
Relatively Low (Class I)			
Moderate (Class II)		B-II	
Relatively High (Class III)			

## Product Labeling Disclosures

### Aditya Birla Sun Life Credit Risk Fund

(An open ended debt scheme predominantly investing in AA and below rated corporate bonds. A relatively high interest rate risk and relatively high credit risk.)

- Income with capital growth over short to medium term
- Investment in portfolio of corporate debt securities with short to medium term maturities across the credit spectrum within the investment grade.



\*Investors should consult their financial advisors if in doubt whether the product is suitable for them.

### Potential Risk Class Matrix

Credit Risk →	Relatively Low (Class A)	Moderate(Class B)	Relatively High (Class C)
Interest Rate Risk ↓			
Relatively Low (Class I)			
Moderate (Class II)			
Relatively High (Class III)			C-III

## Product Labeling Disclosures

**Aditya Birla Sun Life Dynamic Bond Fund**  
(An open ended dynamic debt scheme investing across duration. A relatively high interest rate risk and relatively high credit risk.)

- Income with capital growth
- investments in actively managed portfolio of debt and money market instruments including government securities



\*Investors should consult their financial advisors if in doubt whether the product is suitable for them.


## Potential Risk Class Matrix

Credit Risk →	Relatively Low (Class A)	Moderate(Class B)	Relatively High (Class C)
Interest Rate Risk ↓			
Relatively Low (Class I)			
Moderate (Class II)			
Relatively High (Class III)			C-III

## Product Labeling Disclosures

**ADITYA BIRLA SUN LIFE NIFTY SDL PLUS PSU BOND SEP 2026 60:40 INDEX FUND**  
(An open ended scheme tracking the Nifty SDL Plus PSU Bond Sep 2026 60:40 Index)

- Income over longer term
- Open ended Target Maturity Index Fund that seeks to track Nifty SDL Plus PSU Bond Sep 2026 60:40 Index



\*Investors should consult their financial advisors if in doubt whether the product is suitable for them.

## Potential Risk Class Matrix

Credit Risk →	Relatively Low (Class A)	Moderate(Class B)	Relatively High (Class C)
Interest Rate Risk ↓			
Relatively Low (Class I)			
Moderate (Class II)			
Relatively High (Class III)	A-III		

## Product Labeling Disclosures

**Aditya Birla Sun Life CRISIL IBX 60:40 SDL + AAA PSU - Apr 2025 Index Fund**  
(An open ended Target Maturity Index Fund tracking the CRISIL IBX 60:40 SDL + AAA PSU Index - April 2025. A moderate interest rate risk and relatively low credit risk.)

- Income over the target maturity period
- Open ended Target Maturity Index Fund that seeks to track CRISIL IBX 60:40 SDL + AAA PSU Index - April 2025



\*Investors should consult their financial advisors if in doubt whether the product is suitable for them.


## Potential Risk Class Matrix

Credit Risk →	Relatively Low (Class A)	Moderate(Class B)	Relatively High (Class C)
Interest Rate Risk ↓			
Relatively Low (Class I)			
Moderate (Class II)	A-II		
Relatively High (Class III)			

## Product Labeling Disclosures

**Aditya Birla Sun Life Nifty SDL Sep 2025 Index Fund**  
(An open ended Target Maturity Index Fund tracking the Nifty SDL Sep 2025 Index. A relatively moderate interest rate risk and relatively low credit risk.)

- Income over the target maturity period
- Open ended Target Maturity Index Fund that seeks to track Nifty SDL Sep 2025 Index



\*Investors should consult their financial advisors if in doubt whether the product is suitable for them.

## Potential Risk Class Matrix

Credit Risk →	Relatively Low (Class A)	Moderate(Class B)	Relatively High (Class C)
Interest Rate Risk ↓			
Relatively Low (Class I)			
Moderate (Class II)	A-II		
Relatively High (Class III)			

## Product Labeling Disclosures

**ADITYA BIRLA SUN LIFE NIFTY SDL APR 2027 INDEX FUND**  
(An open ended Target Maturity Index Fund tracking the Nifty SDL Apr 2027 Index. A relatively high interest rate risk and relatively low credit risk.)

- Income over longer term
- Open ended Target Maturity Index Fund that seeks to track Nifty SDL Apr 2027 Index



\*Investors should consult their financial advisors if in doubt whether the product is suitable for them.

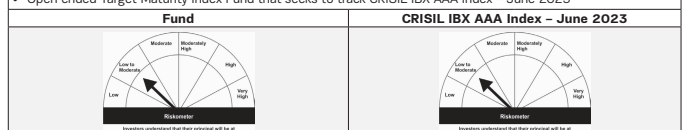
## Potential Risk Class Matrix

Credit Risk →	Relatively Low (Class A)	Moderate(Class B)	Relatively High (Class C)
Interest Rate Risk ↓			
Relatively Low (Class I)			
Moderate (Class II)			
Relatively High (Class III)	A-III		

## Product Labeling Disclosures

**Aditya Birla Sun Life CRISIL IBX AAA - Jun 2023 Index Fund**  
(An open ended Target Maturity Index Fund tracking the CRISIL IBX AAA Index - June 2023. A moderate interest rate risk and relatively low credit risk.)

- Income over the target maturity period
- Open ended Target Maturity Index Fund that seeks to track CRISIL IBX AAA Index - June 2023



\*Investors should consult their financial advisors if in doubt whether the product is suitable for them.

## Potential Risk Class Matrix

Credit Risk →	Relatively Low (Class A)	Moderate(Class B)	Relatively High (Class C)
Interest Rate Risk ↓			
Relatively Low (Class I)			
Moderate (Class II)	A-II		
Relatively High (Class III)			

## Product Labeling Disclosures

**Aditya Birla Sun Life CRISIL IBX 60:40 SDL + AAA PSU - Apr 2027 Index Fund**  
(An open ended Target Maturity Index Fund tracking the CRISIL IBX 60:40 SDL + AAA PSU Index - April 2027. A relatively high interest rate risk and relatively low credit risk.)

- Income over the target maturity period
- An open ended Target Maturity Index Fund that seeks to track CRISIL IBX 60:40 SDL + AAA PSU Index - April 2027



\*Investors should consult their financial advisors if in doubt whether the product is suitable for them.

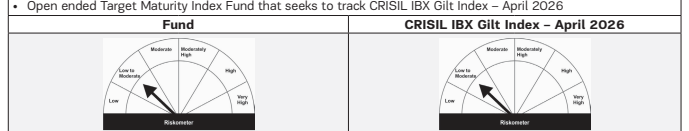
## Potential Risk Class Matrix

Credit Risk →	Relatively Low (Class A)	Moderate(Class B)	Relatively High (Class C)
Interest Rate Risk ↓			
Relatively Low (Class I)			
Moderate (Class II)			
Relatively High (Class III)	A-III		

## Product Labeling Disclosures

**Aditya Birla Sun Life CRISIL IBX Gilt - April 2026 Index Fund**  
(An open ended Target Maturity Index Fund tracking the CRISIL IBX Gilt Index - April 2026. A relatively high interest rate risk and relatively low credit risk.)

- Income over the target maturity period
- Open ended Target Maturity Index Fund that seeks to track CRISIL IBX Gilt Index - April 2026



\*Investors should consult their financial advisors if in doubt whether the product is suitable for them.

## Potential Risk Class Matrix

Credit Risk →	Relatively Low (Class A)	Moderate(Class B)	Relatively High (Class C)
Interest Rate Risk ↓			
Relatively Low (Class I)			
Moderate (Class II)			
Relatively High (Class III)	A-III		

## Product Labeling Disclosures

### Aditya Birla Sun Life Corporate Bond Fund

(An open ended debt scheme predominantly investing in AA+ and above rated corporate bonds. A relatively high interest rate risk and moderate credit risk.)

- income with capital growth over short term
- investments in debt and money market instruments



\*Investors should consult their financial advisors if in doubt whether the product is suitable for them.

## Potential Risk Class Matrix


Credit Risk →	Relatively Low (Class A)	Moderate(Class B)	Relatively High (Class C)
Interest Rate Risk ↓			
Relatively Low (Class I)			
Moderate (Class II)			
Relatively High (Class III)		B-III	

## Product Labeling Disclosures

### Aditya Birla Sun Life Low Duration Fund

(An open ended low duration debt scheme investing in instruments such that Macaulay duration of the portfolio is between 6 months and 12 months. A relatively high interest rate risk and moderate credit risk.)

- reasonable returns with convenience of liquidity over short term
- investments in a basket of debt and money market instruments of short maturities



\*Investors should consult their financial advisors if in doubt whether the product is suitable for them.

## Potential Risk Class Matrix


Credit Risk →	Relatively Low (Class A)	Moderate(Class B)	Relatively High (Class C)
Interest Rate Risk ↓			
Relatively Low (Class I)			
Moderate (Class II)			
Relatively High (Class III)		B-III	

## Product Labeling Disclosures

### Aditya Birla Sun Life Medium Term Plan

(An open ended medium term - debt scheme investing in instruments such that the Macaulay duration of the portfolio is between 3-4 years. A relatively high interest rate risk and relatively high credit risk.)

- Income with capital growth over medium term
- investments in debt and money market instruments



\*Investors should consult their financial advisors if in doubt whether the product is suitable for them.

## Potential Risk Class Matrix


Credit Risk →	Relatively Low (Class A)	Moderate(Class B)	Relatively High (Class C)
Interest Rate Risk ↓			
Relatively Low (Class I)			
Moderate (Class II)			
Relatively High (Class III)			C-III

## Product Labeling Disclosures

### Aditya Birla Sun Life CRISIL IBX Gilt Apr 2029 Index Fund

An open ended Target Maturity Index Fund tracking the CRISIL IBX Gilt Index - April 2029. A relatively high interest rate risk and relatively low credit risk.

- Income over the target maturity period
- An open ended Target Maturity Index Fund that seeks to track CRISIL IBX Gilt Index - April 2029



\*Investors should consult their financial advisors if in doubt whether the product is suitable for them.

## Potential Risk Class Matrix


Credit Risk →	Relatively Low (Class A)	Moderate(Class B)	Relatively High (Class C)
Interest Rate Risk ↓			
Relatively Low (Class I)			
Moderate (Class II)			
Relatively High (Class III)	A-III		

## Product Labeling Disclosures

### Aditya Birla Sun Life Financial Planning FOF - Moderate Plan

An open ended fund of fund scheme investing in a portfolio of mutual fund schemes (predominantly in a combination of Equity Schemes, Exchange Traded Funds and Debt & Liquid Schemes).

- capital appreciation through strategic asset allocation which is based on satisfying the needs to a specific risk return profile (Prudent) of investors in the long term
- investment in portfolio of mutual fund schemes (predominantly in a combination of Equity Schemes, Exchange Traded Funds and Debt & Liquid Schemes)




\*Investors should consult their financial advisors if in doubt whether the product is suitable for them.

## Product Labeling Disclosures

### Aditya Birla Sun Life Floating Rate Fund

(An open ended debt scheme predominantly investing in floating rate instruments (including fixed rate instruments converted to floating rate exposures using swaps /derivatives. A relatively high interest rate risk and moderate credit risk.)

- income with capital growth over short term
- investments in a mix of fixed and floating rate debt and money market instruments



\*Investors should consult their financial advisors if in doubt whether the product is suitable for them.

## Potential Risk Class Matrix


Credit Risk →	Relatively Low (Class A)	Moderate(Class B)	Relatively High (Class C)
Interest Rate Risk ↓			
Relatively Low (Class I)			
Moderate (Class II)			
Relatively High (Class III)		B-III	

## Product Labeling Disclosures

### Aditya Birla Sun Life Overnight Fund

(An open ended debt scheme investing in overnight securities. A relatively low interest rate risk and relatively low credit risk.)

- reasonable returns with high levels of safety and convenience of liquidity over short term
- investment in debt and Money Market Instruments upto 1 day



\*Investors should consult their financial advisors if in doubt whether the product is suitable for them.

## Potential Risk Class Matrix


Credit Risk →	Relatively Low (Class A)	Moderate(Class B)	Relatively High (Class C)
Interest Rate Risk ↓			
Relatively Low (Class I)	A-I		
Moderate (Class II)			
Relatively High (Class III)			

## Product Labeling Disclosures

### Aditya Birla Sun Life CRISIL IBX 50:50 Gilt Plus SDL Apr 2028 Index Fund

An open ended Target Maturity Index Fund tracking the CRISIL IBX 50:50 Gilt Plus SDL Index - April 2028. A relatively high interest rate risk and relatively low credit risk.

- Income over the target maturity period
- Open ended Target Maturity Index Fund that seeks to track CRISIL IBX 50:50 Gilt Plus SDL Index - April 2028



\*Investors should consult their financial advisors if in doubt whether the product is suitable for them.

## Potential Risk Class Matrix


Credit Risk →	Relatively Low (Class A)	Moderate(Class B)	Relatively High (Class C)
Interest Rate Risk ↓			
Relatively Low (Class I)			
Moderate (Class II)			
Relatively High (Class III)	A-III		

## Product Labeling Disclosures

### Aditya Birla Sun Life Long Duration Fund

An open ended debt scheme investing in instruments with Macaulay duration greater than 7 years. A relatively high interest rate risk and relatively low credit risk.

- Income over long term
- Investment in Debt & Money Market Instruments with portfolio Macaulay duration of greater than 7 years.



\*Investors should consult their financial advisors if in doubt whether the product is suitable for them.

## Potential Risk Class Matrix

Credit Risk →	Relatively Low (Class A)	Moderate(Class B)	Relatively High (Class C)
Interest Rate Risk ↓			
Relatively Low (Class I)			
Moderate (Class II)			
Relatively High (Class III)	A-III		

## Product Labeling Disclosures

**Aditya Birla Sun Life CRISIL IBX 60:40 SDL + AAA PSU Apr 2026 Index Fund**  
An open ended Target Maturity Index Fund tracking the CRISIL IBX 60:40 SDL + AAA PSU Index – April 2026. A relatively high interest rate risk and relatively low credit risk.

- Income over the target maturity period
- Open ended Target Maturity Index Fund that seeks to track CRISIL IBX 60:40 SDL + AAA PSU Index – April 2026



\*Investors should consult their financial advisors if in doubt whether the product is suitable for them.


## Potential Risk Class Matrix

Credit Risk →	Relatively Low (Class A)	Moderate(Class B)	Relatively High (Class C)
Interest Rate Risk ↓			
Relatively Low (Class I)			
Moderate (Class II)			
Relatively High (Class III)	A-III		

## Product Labeling Disclosures

**Aditya Birla Sun Life CRISIL IBX SDL Jun 2032 Index Fund**  
An open ended Target Maturity Index Fund tracking the CRISIL IBX SDL Index – June 2032. A relatively high interest rate risk and relatively low credit risk.

- Income over the target maturity period
- Open ended Target Maturity Index Fund that seeks to track CRISIL IBX SDL Index – June 2032



\*Investors should consult their financial advisors if in doubt whether the product is suitable for them.


## Potential Risk Class Matrix

Credit Risk →	Relatively Low (Class A)	Moderate(Class B)	Relatively High (Class C)
Interest Rate Risk ↓			
Relatively Low (Class I)			
Moderate (Class II)			
Relatively High (Class III)	A-III		

## Product Labeling Disclosures

**Aditya Birla Sun Life CRISIL IBX Gilt Apr 2028 Index Fund**  
An open ended Target Maturity Index Fund tracking the CRISIL IBX Gilt Apr 2028 Index. A relatively high interest rate risk and relatively low credit risk.

- Income over the target maturity period
- Open ended Target Maturity Index Fund that seeks to track CRISIL IBX Gilt Apr 2028 Index



\*Investors should consult their financial advisors if in doubt whether the product is suitable for them.


## Potential Risk Class Matrix

Credit Risk →	Relatively Low (Class A)	Moderate(Class B)	Relatively High (Class C)
Interest Rate Risk ↓			
Relatively Low (Class I)			
Moderate (Class II)			
Relatively High (Class III)	A-III		

## Product Labeling Disclosures

**Aditya Birla Sun Life Fixed Term Plan – Series UF (180 days)**  
A Close ended Debt Scheme. A relatively low interest rate risk and moderate credit risk

- Income with capital growth over Short Term
- Investments in debt and money market securities maturing on or before the tenure of the Scheme



\*Investors should consult their financial advisors if in doubt whether the product is suitable for them.

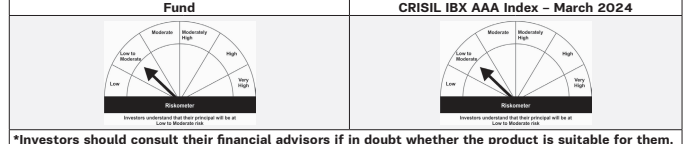
## Potential Risk Class Matrix

Credit Risk →	Relatively Low (Class A)	Moderate(Class B)	Relatively High (Class C)
Interest Rate Risk ↓			
Relatively Low (Class I)		B-I	
Moderate (Class II)			
Relatively High (Class III)			

## Product Labeling Disclosures

**Aditya Birla Sun Life CRISIL IBX AAA Mar 2024 Index Fund**  
An open ended Target Maturity Index Fund tracking the CRISIL IBX AAA Index – March 2024. A moderate interest rate risk and relatively low credit risk.

- Income over the target maturity period
- Open ended Target Maturity Index Fund that seeks to track CRISIL IBX AAA Index – March 2024



\*Investors should consult their financial advisors if in doubt whether the product is suitable for them.


## Potential Risk Class Matrix

Credit Risk →	Relatively Low (Class A)	Moderate(Class B)	Relatively High (Class C)
Interest Rate Risk ↓			
Relatively Low (Class I)			
Moderate (Class II)	A-II		
Relatively High (Class III)			

## Product Labeling Disclosures

**Aditya Birla Sun Life Nifty SDL Sep 2027 Index Fund**  
An open ended Target Maturity Index Fund tracking the Nifty SDL Sep 2027 Index. A relatively high interest rate risk and relatively low credit risk.

- Income over the target maturity period
- Open ended Target Maturity Index Fund that seeks to track Nifty SDL Sep 2027 Index



\*Investors should consult their financial advisors if in doubt whether the product is suitable for them.

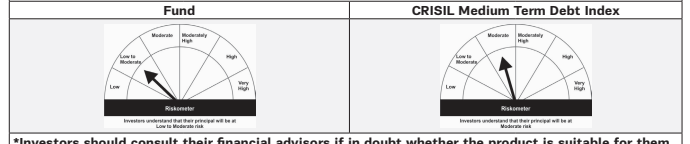
## Potential Risk Class Matrix

Credit Risk →	Relatively Low (Class A)	Moderate(Class B)	Relatively High (Class C)
Interest Rate Risk ↓			
Relatively Low (Class I)			
Moderate (Class II)			
Relatively High (Class III)	A-III		

## Product Labeling Disclosures

**Aditya Birla Sun Life Fixed Term Plan – Series UJ (1110 days)**  
A Close ended Debt Scheme. A relatively high interest rate risk and relatively low credit risk.

- Income with capital growth over Long Term
- Investments in debt and money market securities maturing on or before the tenure of the Scheme



\*Investors should consult their financial advisors if in doubt whether the product is suitable for them.


## Potential Risk Class Matrix

Credit Risk →	Relatively Low (Class A)	Moderate(Class B)	Relatively High (Class C)
Interest Rate Risk ↓			
Relatively Low (Class I)			
Moderate (Class II)			
Relatively High (Class III)	A-III		

## Product Labeling Disclosures

**Aditya Birla Sun Life CRISIL Liquid Overnight ETF**  
An open-ended Exchange Traded Fund replicating the CRISIL Liquid Overnight Index. A relatively low interest rate risk and relatively low credit risk

- Short term income with liquidity
- An open ended Exchange Traded Fund that seeks to track CRISIL Liquid Overnight Index



\*Investors should consult their financial advisors if in doubt whether the product is suitable for them.

## Potential Risk Class Matrix

Credit Risk →	Relatively Low (Class A)	Moderate(Class B)	Relatively High (Class C)
Interest Rate Risk ↓			
Relatively Low (Class I)	A-I		
Moderate (Class II)			
Relatively High (Class III)			

## Update on Stressed Assets

This is an amber entity and IL&FS management along with the bankers had finalised the restructuring package to convert the entity into a green entity. As per the restructuring plans, our NCD along with interest would have been segregated into sustainable and unsustainable portion. However, Operational Creditors are to be taken into consideration as part of the restructuring plan as per the Court order and hence some changes are expected to happen to the restructuring plan. The final plan post incorporating these changes is still awaited.

**Fund Manager** : An employee of the asset management company such as a mutual fund or life insurer, who manages investments of the scheme. He is usually part of a larger team of fund managers and research analysts.

**Application Amount for Fresh Subscription** : This is the minimum investment amount for a new investor in a mutual fund scheme.

**Minimum Additional Amount** : This is the minimum investment amount for an existing investor in a mutual fund scheme.

**Yield to Maturity** : The Yield to Maturity or the YTM is the rate of return anticipated on a bond if held until maturity. YTM is expressed as an annual rate. The YTM factors in the bond's current market price, par value, coupon interest rate and time to maturity.

**SIP** : SIP or systematic investment plan works on the principle of making periodic investments of a fixed sum. It works similar to a recurring bank deposit. For instance, an investor may opt for an SIP that invests ₹ 500 every 15<sup>th</sup> of the month in an equity fund for a period of three years.

**NAV** : The NAV or the net asset value is the total asset value per unit of the mutual fund after deducting all related and permissible expenses. The NAV is calculated at the end of every business day. It is the value at which the investor enters or exits the mutual fund.

**Benchmark** : A group of securities, usually a market index, whose performance is used as a standard or benchmark to measure investment performance of mutual funds, among other investments. Some typical benchmarks include the Nifty, Sensex, BSE200, BSE500, 10-Year Gsec.

**Entry Load** : A mutual fund may have a sales charge or load at the time of entry and/or exit to compensate the distributor/agent.

Entry load is charged at the time an investor purchases the units of a mutual fund. The entry load is added to the prevailing NAV at the time of investment. For instance, if the NAV is ₹ 100 and the entry load is 1%, the investor will enter the fund at ₹ 101.

Note: SEBI, vide circular dated June 30, 2009 has abolished entry load

**Exit Load** : Exit load is charged at the time an investor redeems the units of a mutual fund. The exit load is reduced from the prevailing NAV at the time of redemption. The investor will receive redemption proceed at net value of NAV less Exit load. For instance if the NAV is ₹ 100 and the exit load is 1%, the investor will receive ₹ 99.

**Modified Duration** : Modified duration is the price sensitivity and the percentage change in price for a unit change in yield

**Standard Deviation** : Standard deviation is a statistical measure of the range of an investment's performance. When a mutual fund has a high standard deviation, it means its range of performance is wide, implying greater volatility.

**Sharpe Ratio** : The Sharpe Ratio, named after its founder, the Nobel Laureate William Sharpe, is a measure of risk-adjusted returns. It is calculated using standard deviation and excess return to determine reward per unit of risk.

**Beta** : Beta is a measure of an investment's volatility vis-à-vis the market. Beta of less than 1 means that the security will be less volatile than the market. A beta of greater than 1 implies that the security's price will be more volatile than the market.

**AUM** : AUM or Assets Under Management refers to the recent / updated cumulative market value of investments managed by a mutual fund or any investment firm.

**Holdings** : The holdings or the portfolio is a mutual fund's latest or updated reported statement of investments/securities. These are usually displayed in terms of percentage to net assets or the rupee value or both. The objective is to give investors an idea of where their money is being invested by the fund manager.

**Nature of Scheme** : The investment objective and underlying investments determine the nature of the mutual fund scheme. For instance, a mutual fund that aims at generating capital appreciation by investing in stock markets is an equity fund or growth fund. Likewise, a mutual fund that aims at capital preservation by investing in debt markets is a debt fund or income fund. Each of these categories may have sub-categories.

**Rating Profile** : Mutual funds invest in securities after evaluating their creditworthiness as disclosed by the ratings. A depiction of the mutual fund in various investments based on their ratings becomes the rating profile of the fund. Typically, this is a feature of debt funds.



# Connect with us through any of our platforms

## WEBSITE



### Website

<https://mutualfund.adityabirlacapital.com/>



### Investor Education

<https://mutualfund.adityabirlacapital.com/Investor-Education/>



### Blog

<https://mutualfund.adityabirlacapital.com/blog>

## CONTACT US:



### Email-id

[care.mutualfunds@adityabirlacapital.com](mailto:care.mutualfunds@adityabirlacapital.com)



### Toll-Free:

1800-270-7000



### Presence

<https://mutualfund.adityabirlacapital.com/location>



### ABSLMF Whatsapp Service :

#### For Investors

Send 'Hi' on our  
Whatsapp no.  
8828800033

#### For Partners

Send 'Hi' on our  
Whatsapp no.  
9225619956

Please scan the QR Code  
for the Digital Empower:



## SOCIAL MEDIA



### Facebook

<https://www.facebook.com/abslmutualfund/>



### Twitter

<https://twitter.com/abslmf>



### Instagram

<https://www.instagram.com/abslmutualfund/>



### LinkedIn

<https://www.linkedin.com/company/abslmf/>



### Youtube

<https://www.youtube.com/c/AdityaBirlaCapital>

## APPS & PORTAL:



### Active Account

<http://onelink.to/q9s6mw>



### ABSLMF Partner App

<http://partner.app.link/>



### ABSLMF Fingo

<http://onelink.to/k8zksu>



### ABSLMF Partner.com

<https://abslmfpartner.adityabirlacapital.com>

**Aditya Birla Sun Life AMC Limited** (Investment Manager to Aditya Birla Sun Life Mutual Fund)

One World Center, Tower 1, 17th Floor, Jupiter Mills, Senapati Bapat Marg,  
Elphinstone Road, Mumbai - 400 013.

+91 22 4356 7000 | [care.mutualfunds@adityabirlacapital.com](mailto:care.mutualfunds@adityabirlacapital.com) | [www.adityabirlasunlifemf.com](http://www.adityabirlasunlifemf.com) |

CIN: L65991MH1994PLC080811

Contact Us:

1800-270-7000

[adityabirlacapital.com](http://adityabirlacapital.com)



**ADITYA BIRLA  
CAPITAL**